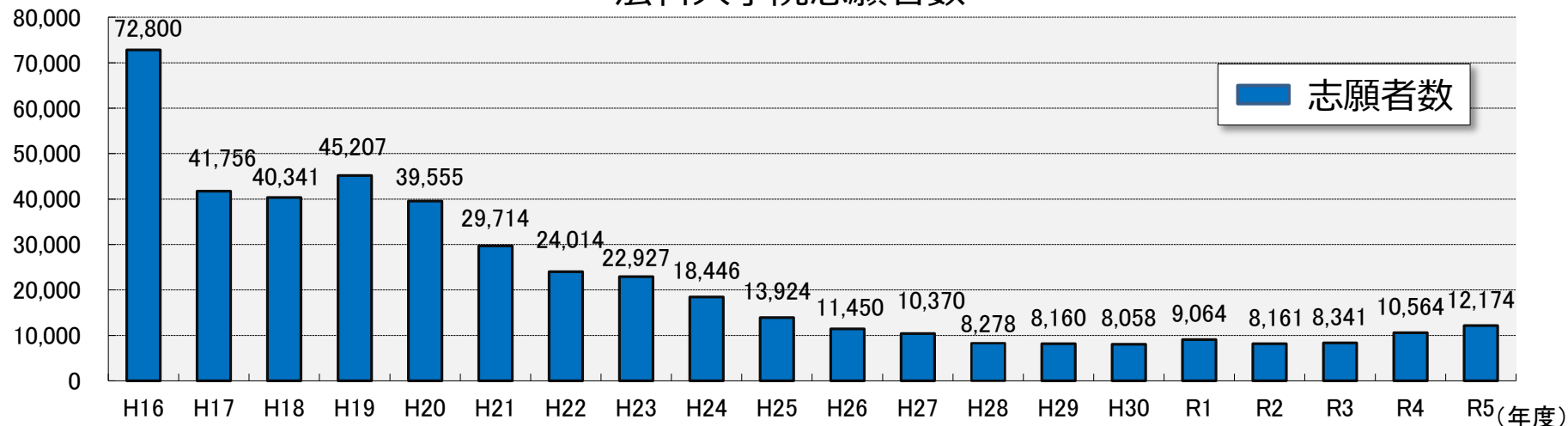


令和5年4月1日現在

(人)

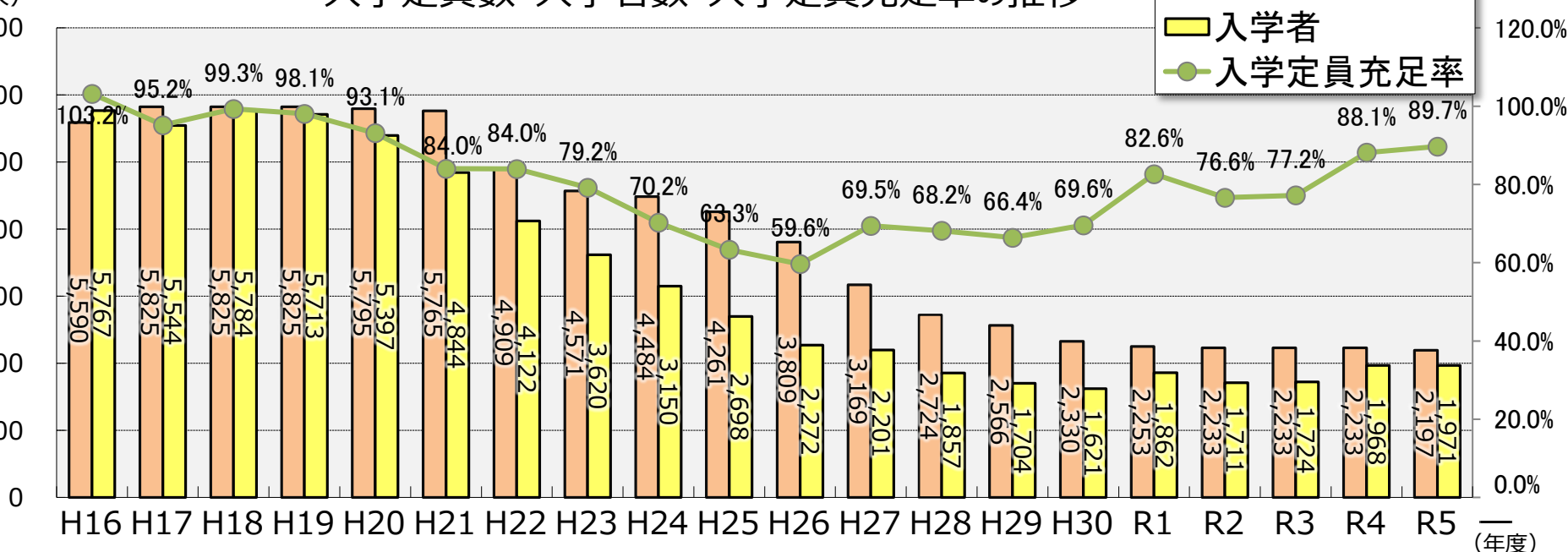
## 法科大学院志願者数



※「志願者」とは、「法科大学院に受験願書を提出した者」を指しているため、例えば、1人の学生が2つの法科大学院に出願した場合、2人として計上されている。

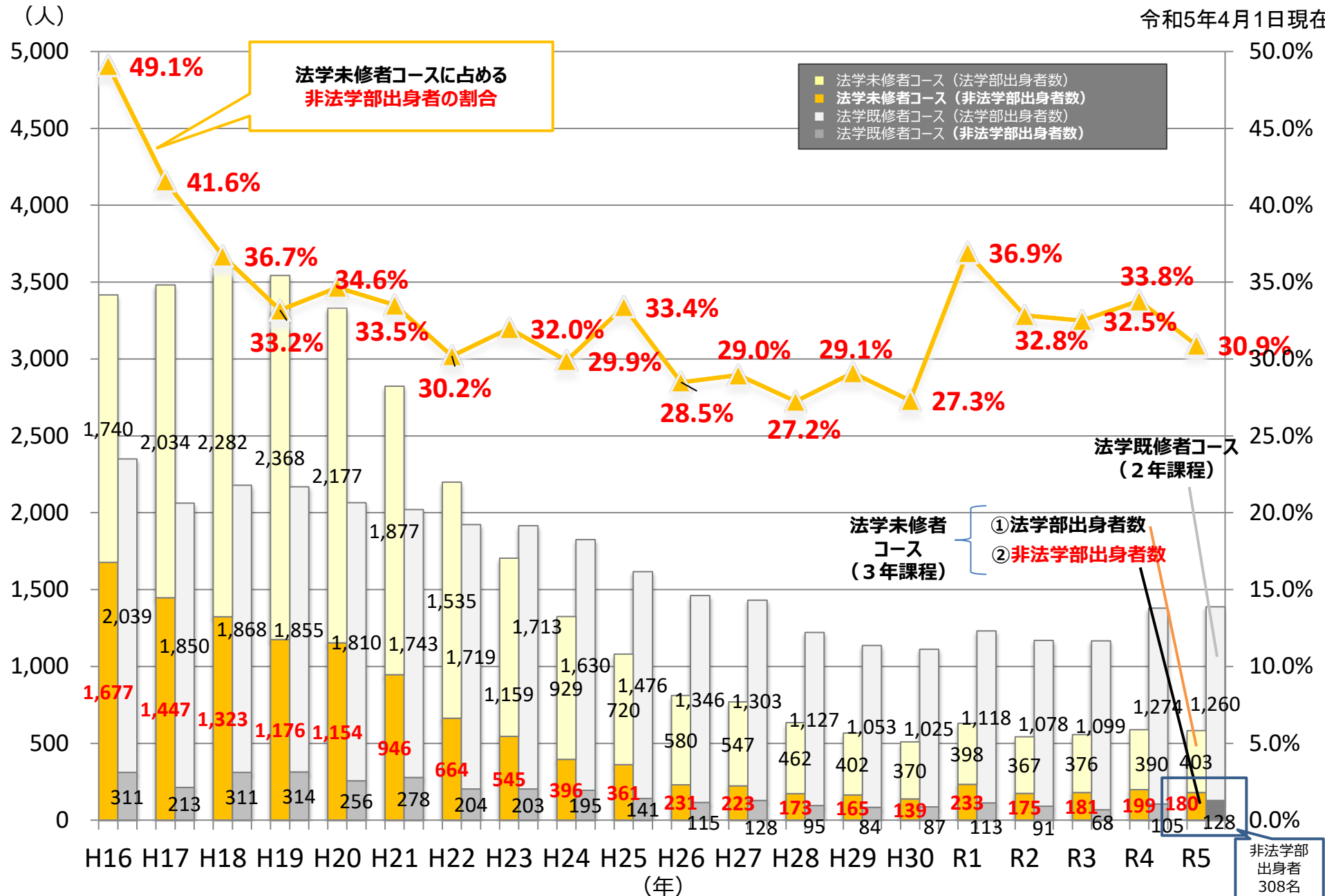
(人)

## 入学定員数・入学者数・入学定員充足率の推移



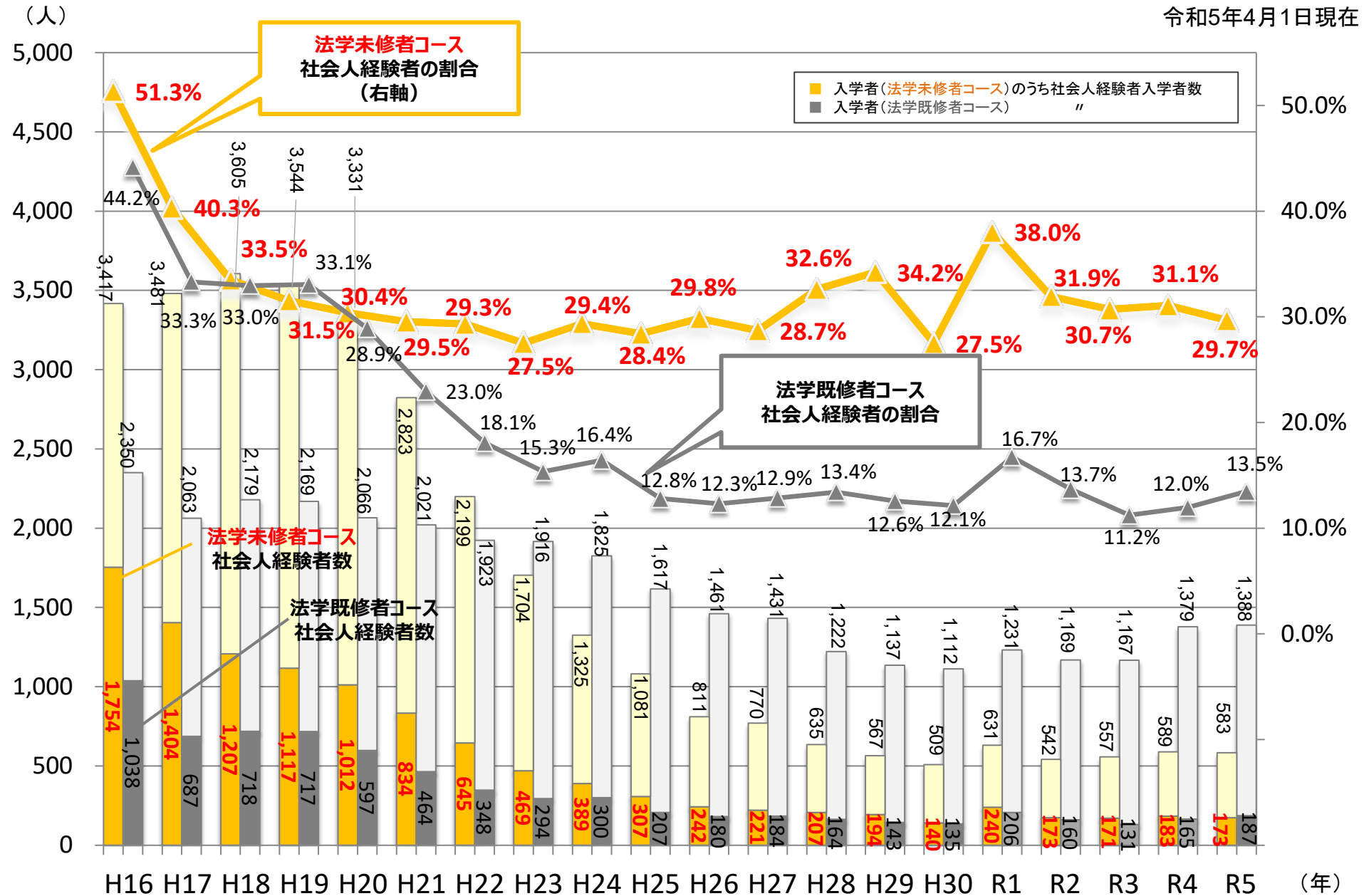
# 入学者数の推移（非法学部出身者関係）

令和5年4月1日現在



# 入学者数の推移(社会人経験者関係)

令和5年4月1日現在



## 志願者数・入学者数等の推移（平成16年度～令和5年度）

## 1. 志願者数及び志願倍率について

(単位：人)

区 分		国 立	公 立	私 立	計
志願者数	H16	16,691 (22.9%)	2,425 (3.3%)	53,684 (73.7%)	72,800
	H17	9,884 (23.7%)	1,047 (2.5%)	30,825 (73.8%)	41,756
	H18	11,052 (27.4%)	1,493 (3.7%)	27,796 (68.9%)	40,341
	H19	12,453 (27.5%)	2,035 (4.5%)	30,719 (68.0%)	45,207
	H20	10,734 (27.1%)	1,897 (4.8%)	26,924 (68.1%)	39,555
	H21	8,113 (27.3%)	1,453 (4.9%)	20,148 (67.8%)	29,714
	H22	6,913 (28.8%)	1,206 (5.0%)	15,895 (66.2%)	24,014
	H23	7,005 (30.5%)	1,139 (5.0%)	14,783 (64.5%)	22,927
	H24	6,046 (32.8%)	815 (4.4%)	11,585 (62.8%)	18,446
	H25	4,615 (33.2%)	588 (4.2%)	8,721 (62.6%)	13,924
	H26	3,671 (32.1%)	414 (3.6%)	7,365 (64.3%)	11,450
	H27	3,427 (33.0%)	289 (2.8%)	6,654 (64.2%)	10,370
	H28	2,753 (33.3%)	224 (2.7%)	5,301 (64.0%)	8,278
	H29	2,814 (34.5%)	213 (2.6%)	5,133 (62.9%)	8,160
	H30	2,784 (34.5%)	223 (2.8%)	5,051 (62.7%)	8,058
	R1	3,424 (37.8%)	275 (3.0%)	5,365 (59.2%)	9,064
	R2	3,176 (38.9%)	262 (3.2%)	4,723 (57.9%)	8,161
	R3	3,502 (42.0%)	240 (2.9%)	4,599 (55.1%)	8,341
	R4	4,185 (39.6%)	269 (2.5%)	6,110 (57.8%)	10,564
	R5	4,775 (39.2%)	419 (3.4%)	6,980 (57.3%)	12,174
志願倍率	H16	10.1	17.3	14.1	13.0
	H17	5.6	7.5	7.9	7.2
	H18	6.3	10.7	7.1	6.9
	H19	7.1	14.5	7.8	7.8
	H20	6.1	13.6	6.9	6.8
	H21	4.6	10.4	5.2	5.2
	H22	5.1	9.6	4.7	4.9
	H23	5.1	10.2	4.9	5.1
	H24	4.4	7.3	3.8	4.1
	H25	3.5	5.3	3.1	3.3
	H26	2.8	3.7	3.1	3.0
	H27	3.1	2.6	3.4	3.3
	H28	2.7	2.7	3.2	3.0
	H29	2.8	2.6	3.5	3.2
	H30	2.7	2.7	4.0	3.4
	R1	3.5	3.9	4.5	4.0
	R2	3.2	3.7	4.0	3.7
	R3	3.6	3.4	3.9	3.7
	R4	4.3	3.8	5.2	4.7
	R5	4.9	6.0	6.1	5.5

## 2. 入学者数について

### ① 法学既修・未修の別

(単位：人)

区分	国立			公立			私立			計		
	既修者	未修者	計	既修者	未修者	計	既修者	未修者	計	既修者	未修者	計
H16	737 (43.3%)	964 (56.7%)	1,701	76 (57.1%)	57 (42.9%)	133	1,537 (39.1%)	2,396 (60.9%)	3,933	2,350 (40.7%)	3,417 (59.3%)	5,767
H17	718 (40.5%)	1,055 (59.5%)	1,773	84 (64.6%)	46 (35.4%)	130	1,261 (34.6%)	2,380 (65.4%)	3,641	2,063 (37.2%)	3,481 (62.8%)	5,544
H18	740 (40.6%)	1,082 (59.4%)	1,822	83 (61.0%)	53 (39.0%)	136	1,356 (35.4%)	2,470 (64.6%)	3,826	2,179 (37.7%)	3,605 (62.3%)	5,784
H19	797 (44.5%)	994 (55.5%)	1,791	84 (59.2%)	58 (40.8%)	142	1,288 (34.1%)	2,492 (65.9%)	3,780	2,169 (38.0%)	3,544 (62.0%)	5,713
H20	761 (44.1%)	963 (55.9%)	1,724	82 (60.3%)	54 (39.7%)	136	1,223 (34.6%)	2,314 (65.4%)	3,537	2,066 (38.3%)	3,331 (61.7%)	5,397
H21	758 (47.3%)	845 (52.7%)	1,603	80 (58.4%)	57 (41.6%)	137	1,183 (38.1%)	1,921 (61.9%)	3,104	2,021 (41.7%)	2,823 (58.3%)	4,844
H22	703 (54.2%)	594 (45.8%)	1,297	73 (62.4%)	44 (37.6%)	117	1,147 (42.4%)	1,561 (57.6%)	2,708	1,923 (46.7%)	2,199 (53.3%)	4,122
H23	709 (55.0%)	580 (45.0%)	1,289	66 (62.9%)	39 (37.1%)	105	1,141 (51.3%)	1,085 (48.7%)	2,226	1,916 (52.9%)	1,704 (47.1%)	3,620
H24	698 (58.0%)	506 (42.0%)	1,204	70 (65.4%)	37 (34.6%)	107	1,057 (57.5%)	782 (42.5%)	1,839	1,825 (57.9%)	1,325 (42.1%)	3,150
H25	653 (59.4%)	447 (40.6%)	1,100	71 (74.7%)	24 (25.3%)	95	893 (59.4%)	610 (40.6%)	1,503	1,617 (59.9%)	1,081 (40.1%)	2,698
H26	624 (62.5%)	374 (37.5%)	998	57 (80.3%)	14 (19.7%)	71	780 (64.8%)	423 (35.2%)	1,203	1,461 (64.3%)	811 (35.7%)	2,272
H27	604 (64.8%)	328 (35.2%)	932	50 (75.8%)	16 (24.2%)	66	777 (64.6%)	426 (35.4%)	1,203	1,431 (65.0%)	770 (35.0%)	2,201
H28	559 (68.0%)	263 (32.0%)	822	49 (80.3%)	12 (19.7%)	61	614 (63.0%)	360 (37.0%)	974	1,222 (65.8%)	635 (34.2%)	1,857
H29	566 (67.7%)	270 (32.3%)	836	34 (69.4%)	15 (30.6%)	49	537 (65.6%)	282 (34.4%)	819	1,137 (66.7%)	567 (33.3%)	1,704
H30	571 (69.9%)	246 (30.1%)	817	31 (73.8%)	11 (26.2%)	42	510 (66.9%)	252 (33.1%)	762	1,112 (68.6%)	509 (31.4%)	1,621
R1	608 (68.7%)	277 (31.3%)	885	37 (63.8%)	21 (36.2%)	58	586 (63.8%)	333 (36.2%)	919	1,231 (66.1%)	631 (33.9%)	1,862
R2	609 (68.4%)	281 (31.6%)	890	40 (71.4%)	16 (28.6%)	56	520 (68.0%)	245 (32.0%)	765	1,169 (68.3%)	542 (31.7%)	1,711
R3	613 (70.1%)	261 (29.9%)	874	25 (52.1%)	23 (47.9%)	48	529 (66.0%)	273 (34.0%)	802	1,167 (67.7%)	557 (32.3%)	1,724
R4	673 (69.8%)	291 (30.2%)	964	27 (64.3%)	15 (35.7%)	42	679 (70.6%)	283 (29.4%)	962	1,379 (70.1%)	589 (29.9%)	1,968
R5	652 (69.7%)	284 (30.3%)	936	53 (65.4%)	28 (34.6%)	81	683 (71.6%)	271 (28.4%)	954	1,388 (70.4%)	583 (29.6%)	1,971

### ② 社会人の入学状況

(単位：人)

区分	国立			公立			私立			計		
	既修者	未修者	計	既修者	未修者	計	既修者	未修者	計	既修者	未修者	計
H16	161 (21.8%)	422 (43.8%)	583 (34.3%)	51 (67.1%)	29 (50.9%)	80 (60.2%)	826 (53.7%)	1,303 (54.4%)	2,129 (54.1%)	1,038 (44.2%)	1,754 (51.3%)	2,792 (48.4%)
H17	104 (14.5%)	390 (37.0%)	494 (27.9%)	25 (29.8%)	22 (47.8%)	47 (36.2%)	558 (44.3%)	992 (41.7%)	1,550 (42.6%)	687 (33.3%)	1,404 (40.3%)	2,091 (37.7%)
H18	124 (16.8%)	354 (32.7%)	478 (26.2%)	39 (47.0%)	21 (39.6%)	60 (44.1%)	555 (40.9%)	832 (33.7%)	1,387 (36.3%)	718 (33.0%)	1,207 (33.5%)	1,925 (33.3%)
H19	107 (13.4%)	316 (31.8%)	423 (23.6%)	42 (50.0%)	26 (44.8%)	68 (47.9%)	568 (44.1%)	775 (31.1%)	1,343 (35.5%)	717 (33.1%)	1,117 (31.5%)	1,834 (32.1%)
H20	130 (17.1%)	308 (32.0%)	438 (25.4%)	30 (36.6%)	9 (16.7%)	39 (28.7%)	437 (35.7%)	695 (30.0%)	1,132 (32.0%)	597 (28.9%)	1,012 (30.4%)	1,609 (29.8%)
H21	84 (11.1%)	269 (31.8%)	353 (22.0%)	27 (33.8%)	17 (29.8%)	44 (32.1%)	353 (29.8%)	548 (28.5%)	901 (29.0%)	464 (23.0%)	834 (29.5%)	1,298 (26.8%)
H22	70 (10.0%)	198 (33.3%)	268 (20.7%)	24 (32.9%)	11 (25.0%)	35 (29.9%)	254 (22.1%)	436 (27.9%)	690 (25.5%)	348 (18.1%)	645 (29.3%)	993 (24.1%)
H23	61 (8.6%)	179 (30.8%)	240 (18.6%)	11 (16.7%)	4 (10.3%)	15 (14.3%)	222 (19.5%)	286 (26.4%)	508 (22.8%)	294 (15.3%)	469 (27.5%)	763 (21.1%)
H24	69 (9.9%)	168 (33.2%)	237 (19.7%)	18 (25.7%)	8 (21.6%)	26 (24.3%)	213 (20.2%)	213 (27.2%)	426 (23.2%)	300 (16.4%)	389 (29.4%)	689 (21.9%)
H25	56 (8.6%)	154 (34.5%)	210 (19.1%)	10 (14.1%)	5 (20.8%)	15 (15.8%)	141 (15.8%)	148 (24.3%)	289 (19.2%)	207 (12.8%)	307 (28.4%)	514 (19.1%)
H26	48 (7.7%)	134 (35.8%)	182 (18.2%)	9 (15.8%)	3 (21.4%)	12 (16.9%)	123 (15.8%)	105 (24.8%)	228 (19.0%)	180 (12.3%)	242 (29.8%)	422 (18.6%)
H27	51 (8.4%)	110 (33.5%)	161 (17.3%)	12 (24.0%)	3 (18.8%)	15 (22.7%)	121 (15.6%)	108 (25.4%)	229 (19.0%)	184 (12.9%)	221 (28.7%)	405 (18.4%)
H28	44 (7.9%)	109 (41.4%)	153 (18.6%)	8 (16.3%)	0 (0.0%)	8 (13.1%)	112 (18.2%)	98 (27.2%)	210 (21.6%)	164 (13.4%)	207 (32.6%)	371 (20.0%)
H29	48 (8.5%)	105 (38.9%)	153 (18.3%)	5 (14.7%)	4 (26.7%)	9 (18.4%)	90 (16.8%)	85 (30.1%)	175 (21.4%)	143 (12.6%)	194 (34.2%)	337 (19.8%)
H30	41 (7.2%)	85 (34.6%)	126 (15.4%)	9 (29.0%)	2 (18.2%)	11 (26.2%)	85 (16.7%)	53 (21.0%)	138 (18.1%)	135 (12.1%)	140 (27.5%)	275 (17.0%)
R1	71 (11.7%)	122 (44.0%)	193 (21.8%)	5 (13.5%)	10 (47.6%)	15 (25.9%)	130 (22.2%)	108 (32.4%)	238 (25.9%)	206 (16.7%)	240 (38.0%)	446 (24.0%)
R2	53 (8.7%)	102 (36.3%)	155 (17.4%)	13 (32.5%)	6 (37.5%)	19 (33.9%)	94 (18.1%)	65 (26.5%)	159 (20.8%)	160 (13.7%)	173 (31.9%)	333 (19.5%)
R3	48 (7.8%)	91 (34.9%)	139 (15.9%)	6 (24.0%)	7 (30.4%)	13 (27.1%)	77 (14.6%)	73 (26.7%)	150 (18.7%)	131 (11.2%)	171 (30.7%)	302 (17.5%)
R4	59 (8.8%)	102 (35.1%)	161 (16.7%)	9 (33.3%)	7 (46.7%)	16 (38.1%)	97 (14.3%)	74 (26.1%)	171 (17.8%)	165 (12.0%)	183 (31.1%)	348 (17.7%)
R5	71 (10.9%)	88 (31.0%)	159 (17.0%)	13 (24.5%)	7 (25.0%)	20 (24.7%)	103 (15.1%)	78 (28.8%)	181 (19.0%)	187 (13.5%)	173 (29.7%)	360 (18.3%)