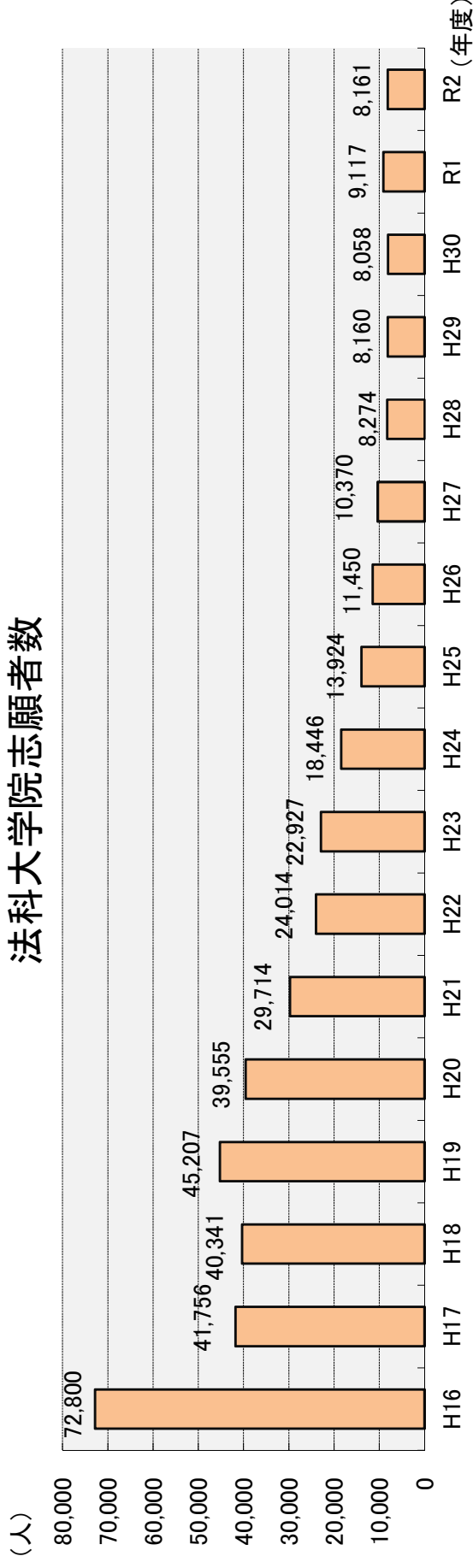


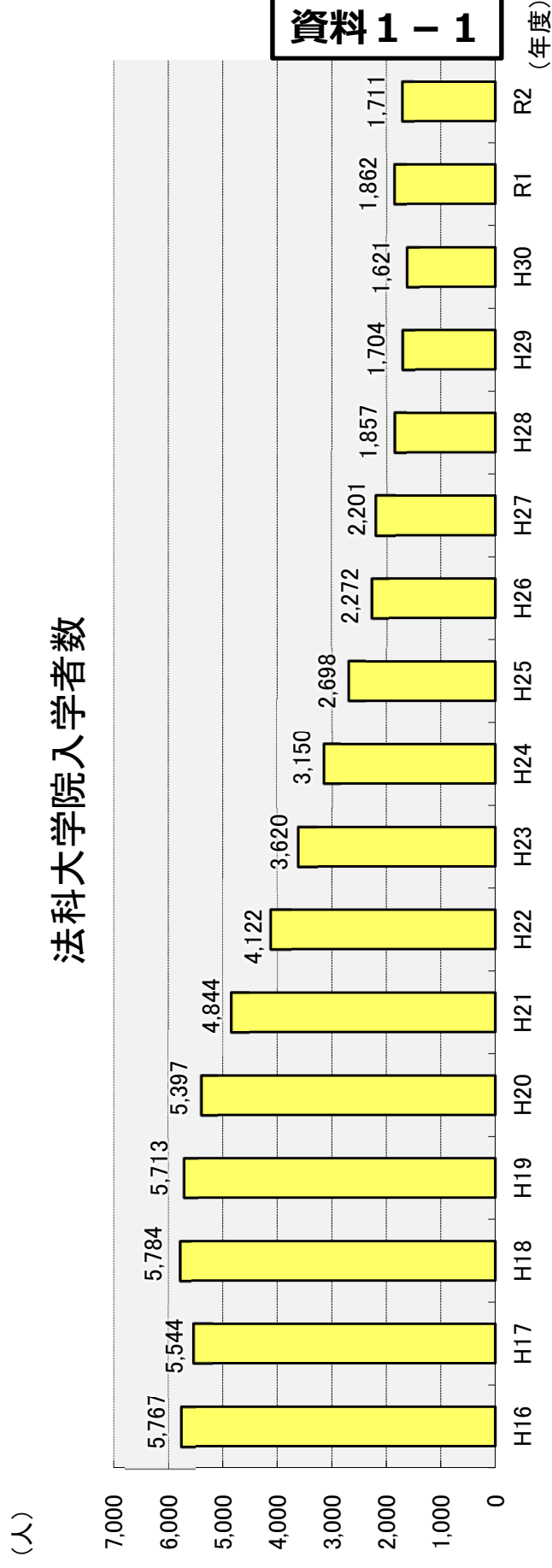
法科大学院志願者数及び入学者数

法科大学院志願者数

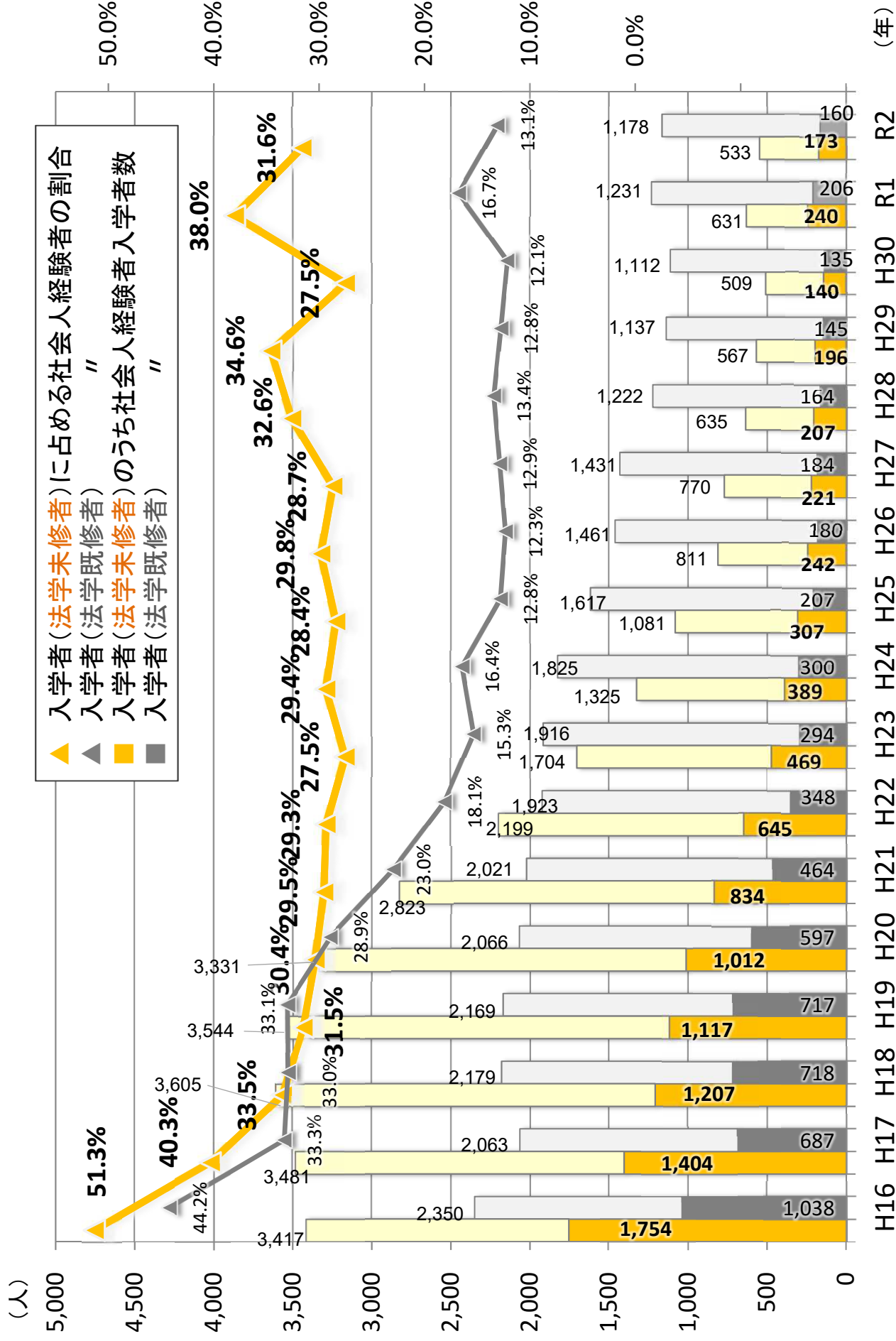


※「志願者」とは、「法科大学院に受験願書を提出した者」を指しているため、例えば、1人の学生が2つの法科大学院に受験願書を出願した場合、2人として計上されている。

法科大学院入学者数



入学者数の推移(社会人経験者関係)



志願者数・入学者数等の推移（平成16年度～令和2年度）

1. 志願者数及び志願倍率について

（単位：人）

区 分		国 立	公 立	私 立	計	
志願者数	H16	16,691 (22.9%)	2,425 (3.3%)	53,684 (73.7%)	72,800	
	H17	9,884 (23.7%)	1,047 (2.5%)	30,825 (73.8%)	41,756	
	H18	11,052 (27.4%)	1,493 (3.7%)	27,796 (68.9%)	40,341	
	H19	12,453 (27.5%)	2,035 (4.5%)	30,719 (68.0%)	45,207	
	H20	10,734 (27.1%)	1,897 (4.8%)	26,924 (68.1%)	39,555	
	H21	8,113 (27.3%)	1,453 (4.9%)	20,148 (67.8%)	29,714	
	H22	6,913 (28.8%)	1,206 (5.0%)	15,895 (66.2%)	24,014	
	H23	7,005 (30.5%)	1,139 (5.0%)	14,783 (64.5%)	22,927	
	H24	6,046 (32.8%)	815 (4.4%)	11,585 (62.8%)	18,446	
	H25	4,615 (33.2%)	588 (4.2%)	8,721 (62.6%)	13,924	
	H26	3,671 (32.1%)	414 (3.6%)	7,365 (64.3%)	11,450	
	H27	3,427 (33.0%)	289 (2.8%)	6,654 (64.2%)	10,370	
	H28	2,753 (33.3%)	224 (2.7%)	5,301 (64.0%)	8,278	
	H29	2,814 (34.5%)	213 (2.6%)	5,133 (62.9%)	8,160	
	H30	2,784 (34.5%)	223 (2.8%)	5,051 (62.7%)	8,058	
	R1	3,424 (37.6%)	275 (3.0%)	5,418 (59.4%)	9,117	
	R2	3,176 (38.9%)	262 (3.2%)	4,723 (57.9%)	8,161	
	志願倍率	H16	10.1	17.3	14.1	13.0
		H17	5.6	7.5	7.9	7.2
		H18	6.3	10.7	7.1	6.9
H19		7.1	14.5	7.8	7.8	
H20		6.1	13.6	6.9	6.8	
H21		4.6	10.4	5.2	5.2	
H22		5.1	9.6	4.7	4.9	
H23		5.1	10.2	4.9	5.1	
H24		4.4	7.3	3.8	4.1	
H25		3.5	5.3	3.1	3.3	
H26		2.8	3.7	3.1	3.0	
H27		3.1	2.6	3.4	3.3	
H28		2.7	2.7	3.2	3.0	
H29		2.8	2.6	3.5	3.2	
H30		2.7	2.7	4.0	3.4	
R1		3.5	3.9	4.5	4.0	
R2		3.2	3.7	4.0	3.7	

2. 入学者数について

① 法学既修・未修の別

(単位：人)

区 分	国 立			公 立			私 立			計		
	既修者	未修者	計	既修者	未修者	計	既修者	未修者	計	既修者	未修者	計
H16	737 (43.3%)	964 (56.7%)	1,701	76 (57.1%)	57 (42.9%)	133	1,537 (39.1%)	2,396 (60.9%)	3,933	2,350 (40.7%)	3,417 (59.3%)	5,767
H17	718 (40.5%)	1,055 (59.5%)	1,773	84 (64.6%)	46 (35.4%)	130	1,261 (34.6%)	2,380 (65.4%)	3,641	2,063 (37.2%)	3,481 (62.8%)	5,544
H18	740 (40.6%)	1,082 (59.4%)	1,822	83 (61.0%)	53 (39.0%)	136	1,356 (35.4%)	2,470 (64.6%)	3,826	2,179 (37.7%)	3,605 (62.3%)	5,784
H19	797 (44.5%)	994 (55.5%)	1,791	84 (59.2%)	58 (40.8%)	142	1,288 (34.1%)	2,492 (65.9%)	3,780	2,169 (38.0%)	3,544 (62.0%)	5,713
H20	761 (44.1%)	963 (55.9%)	1,724	82 (60.3%)	54 (39.7%)	136	1,223 (34.6%)	2,314 (65.4%)	3,537	2,066 (38.3%)	3,331 (61.7%)	5,397
H21	758 (47.3%)	845 (52.7%)	1,603	80 (58.4%)	57 (41.6%)	137	1,183 (38.1%)	1,921 (61.9%)	3,104	2,021 (41.7%)	2,823 (58.3%)	4,844
H22	703 (54.2%)	594 (45.8%)	1,297	73 (62.4%)	44 (37.6%)	117	1,147 (42.4%)	1,561 (57.6%)	2,708	1,923 (46.7%)	2,199 (53.3%)	4,122
H23	709 (55.0%)	580 (45.0%)	1,289	66 (62.9%)	39 (37.1%)	105	1,141 (51.3%)	1,085 (48.7%)	2,226	1,916 (52.9%)	1,704 (47.1%)	3,620
H24	698 (58.0%)	506 (42.0%)	1,204	70 (65.4%)	37 (34.6%)	107	1,057 (57.5%)	782 (42.5%)	1,839	1,825 (57.9%)	1,325 (42.1%)	3,150
H25	653 (59.4%)	447 (40.6%)	1,100	71 (74.7%)	24 (25.3%)	95	893 (59.4%)	610 (40.6%)	1,503	1,617 (59.9%)	1,081 (40.1%)	2,698
H26	624 (62.5%)	374 (37.5%)	998	57 (80.3%)	14 (19.7%)	71	780 (64.8%)	423 (35.2%)	1,203	1,461 (64.3%)	811 (35.7%)	2,272
H27	604 (64.8%)	328 (35.2%)	932	50 (75.8%)	16 (24.2%)	66	777 (64.6%)	426 (35.4%)	1,203	1,431 (65.0%)	770 (35.0%)	2,201
H28	559 (68.0%)	263 (32.0%)	822	49 (80.3%)	12 (19.7%)	61	614 (63.0%)	360 (37.0%)	974	1,222 (65.8%)	635 (34.2%)	1,857
H29	566 (67.7%)	270 (32.3%)	836	34 (69.4%)	15 (30.6%)	49	537 (65.6%)	282 (34.4%)	819	1,137 (66.7%)	567 (33.3%)	1,704
H30	571 (69.9%)	246 (30.1%)	817	31 (73.8%)	11 (26.2%)	42	510 (66.9%)	252 (33.1%)	762	1,112 (68.6%)	509 (31.4%)	1,621
R1	608 (68.7%)	277 (31.3%)	885	37 (63.8%)	21 (36.2%)	58	586 (63.8%)	333 (36.2%)	919	1,231 (66.1%)	631 (33.9%)	1,862
R2	618 (69.4%)	272 (30.6%)	890	40 (71.4%)	16 (28.6%)	56	520 (68.0%)	245 (32.0%)	765	1,178 (68.8%)	533 (31.2%)	1,711

② 社会人の入学状況

(単位：人)

区分	国立			公立			私立			計		
	既修者	未修者	計	既修者	未修者	計	既修者	未修者	計	既修者	未修者	計
H16	161 (21.8%)	422 (43.8%)	583 (34.3%)	51 (67.1%)	29 (50.9%)	80 (60.2%)	826 (53.7%)	1,303 (54.4%)	2,129 (54.1%)	1,038 (44.2%)	1,754 (51.3%)	2,792 (48.4%)
H17	104 (14.5%)	390 (37.0%)	494 (27.9%)	25 (29.8%)	22 (47.8%)	47 (36.2%)	558 (44.3%)	992 (41.7%)	1,550 (42.6%)	687 (33.3%)	1,404 (40.3%)	2,091 (37.7%)
H18	124 (16.8%)	354 (32.7%)	478 (26.2%)	39 (47.0%)	21 (39.6%)	60 (44.1%)	555 (40.9%)	832 (33.7%)	1,387 (36.3%)	718 (33.0%)	1,207 (33.5%)	1,925 (33.3%)
H19	107 (13.4%)	316 (31.8%)	423 (23.6%)	42 (50.0%)	26 (44.8%)	68 (47.9%)	568 (44.1%)	775 (31.1%)	1,343 (35.5%)	717 (33.1%)	1,117 (31.5%)	1,834 (32.1%)
H20	130 (17.1%)	308 (32.0%)	438 (25.4%)	30 (36.6%)	9 (16.7%)	39 (28.7%)	437 (35.7%)	695 (30.0%)	1,132 (32.0%)	597 (28.9%)	1,012 (30.4%)	1,609 (29.8%)
H21	84 (11.1%)	269 (31.8%)	353 (22.0%)	27 (33.8%)	17 (29.8%)	44 (32.1%)	353 (29.8%)	548 (28.5%)	901 (29.0%)	464 (23.0%)	834 (29.5%)	1,298 (26.8%)
H22	70 (10.0%)	198 (33.3%)	268 (20.7%)	24 (32.9%)	11 (25.0%)	35 (29.9%)	254 (22.1%)	436 (27.9%)	690 (25.5%)	348 (18.1%)	645 (29.3%)	993 (24.1%)
H23	61 (8.6%)	179 (30.8%)	240 (18.6%)	11 (16.7%)	4 (10.3%)	15 (14.3%)	222 (19.5%)	286 (26.4%)	508 (22.8%)	294 (15.3%)	469 (27.5%)	763 (21.1%)
H24	69 (9.9%)	168 (33.2%)	237 (19.7%)	18 (25.7%)	8 (21.6%)	26 (24.3%)	213 (20.2%)	213 (27.2%)	426 (23.2%)	300 (16.4%)	389 (29.4%)	689 (21.9%)
H25	56 (8.6%)	154 (34.5%)	210 (19.1%)	10 (14.1%)	5 (20.8%)	15 (15.8%)	141 (15.8%)	148 (24.3%)	289 (19.2%)	207 (12.8%)	307 (28.4%)	514 (19.1%)
H26	48 (7.7%)	134 (35.8%)	182 (18.2%)	9 (15.8%)	3 (21.4%)	12 (16.9%)	123 (15.8%)	105 (24.8%)	228 (19.0%)	180 (12.3%)	242 (29.8%)	422 (18.6%)
H27	51 (8.4%)	110 (33.5%)	161 (17.3%)	12 (24.0%)	3 (18.8%)	15 (22.7%)	121 (15.6%)	108 (25.4%)	229 (19.0%)	184 (12.9%)	221 (28.7%)	405 (18.4%)
H28	44 (7.9%)	109 (41.4%)	153 (18.6%)	8 (16.3%)	0 (0.0%)	8 (13.1%)	112 (18.2%)	98 (27.2%)	210 (21.6%)	164 (13.4%)	207 (32.6%)	371 (20.0%)
H29	48 (8.5%)	105 (38.9%)	153 (18.3%)	5 (14.7%)	4 (26.7%)	9 (18.4%)	90 (16.8%)	85 (30.1%)	175 (21.4%)	143 (12.6%)	194 (34.2%)	337 (19.8%)
H30	41 (7.2%)	85 (34.6%)	126 (15.4%)	9 (29.0%)	2 (18.2%)	11 (26.2%)	85 (16.7%)	53 (21.0%)	138 (18.1%)	135 (12.1%)	140 (27.5%)	275 (17.0%)
R1	71 (11.7%)	122 (44.0%)	193 (21.8%)	5 (13.5%)	10 (47.6%)	15 (25.9%)	130 (22.2%)	108 (32.4%)	238 (25.9%)	206 (16.7%)	240 (38.0%)	446 (24.0%)
R2	53 (8.6%)	102 (37.5%)	155 (17.4%)	13 (32.5%)	6 (37.5%)	19 (33.9%)	94 (18.1%)	65 (25.1%)	159 (20.9%)	160 (13.8%)	173 (31.6%)	333 (19.5%)