

Readings of Environmental Radiation Level by emergency monitoring (Group 1) (4/16)

| 2011/4/16 | | 測定値単位 (μ Sv/h) | | | | | | | |
|---|--|---------------------------------|-------------------------------|------------------------------|---|---------------------------------|-------------------------------|------------------------------|---|
| Sampling Points (Fukushima Kawamata Iitate Minamisouma) | Fukushima Kawamata Iitate Minamisouma | | | | Minamisouma Iitate Kawamata Fukushima | | | | |
| | Measurement Time | Readings (inside the car) | Readings (Outside the car) | Notes | Measurement Time | Readings (inside the car) | Readings (Outside the car) | Notes | |
| a1 | Fukushima(Fukushima Branch) | 9:12 | 0.42 | 0.57 | Fair | 12:24 | 0.55 | / | Fair |
| a3 | Fukushima | 9:18 | 0.72 | / | Fair | 15:20 | 0.52 | / | Fair |
| a4 | Fukushima | 9:20 | 0.61 | / | Fair | 15:19 | 0.67 | / | Fair |
| a5 | Fukushima | 9:22 | 0.81 | / | Fair | 15:17 | 0.83 | / | Fair |
| a6 | Fukushima | 9:23 | 0.86 | / | Fair | 15:15 | 0.83 | / | Fair |
| a7 | Fukushima | 9:25 | 0.79 | / | Fair | 15:14 | 0.84 | / | Fair |
| a8 | Fukushima | 9:27 | 1.1 | / | Fair | 15:12 | 0.97 | / | Fair |
| a9 | Fukushima | 9:29 | 2.1 | / | Fair | 15:10 | 2.0 | / | Fair |
| a10 | Fukushima | 9:32 | 1.2 | 1m 1.63 Ground Level 2.33 | Fair | 15:05 | 1.2 | 1m 1.64 Ground Level 2.32 | Fair |
| a11 | Fukushima | 9:37 | 0.88 | / | Fair | 14:59 | 0.89 | / | Fair |
| a12 | Fukushima | 9:40 | 0.79 | / | Fair | 14:56 | 0.73 | / | Fair |
| a13 | Fukushima | 9:43 | 0.80 | / | Fair | 14:53 | 0.77 | / | Fair |
| a14 | Kawamata | 9:49 | 0.49 | / | Fair | 14:51 | 0.53 | / | Fair |
| a15 | Kawamata | 9:52 | 0.61 | / | Fair | 14:40 | 0.63 | / | Fair |
| a16 | Kawamata | 9:54 | 0.67 | / | Fair | 14:37 | 0.66 | / | Fair |
| a17 | Kawamata | 10:01 | 0.55 | / | Fair | / | / | / | / |
| a18 | Kawamata | 10:01 | 0.58 | / | Fair | 14:34 | 0.41 | / | Fair |
| a19 | Kawamata | 10:03 | 0.85 | 1m 1.09 Ground Level 1.58 | Fair Collected samples: Land soil · Leaf Vegetable · Drinking Water · Dust | / | / | / | / |
| a20 | Kawamata | 10:33 | 0.56 | / | Fair | 14:32 | 0.50 | / | Fair |
| a21 | Kawamata · Iitate | 10:40 | 1.1 | 1m 1.72 Ground Level 2.18 | Fair | 14:21 | 1.2 | 1m 1.95 Ground Level 2.43 | Cloudy |
| a22 | Iitate | 10:45 | 1.3 | / | Fair | 14:18 | 1.7 | / | Cloudy |
| a23 | Iitate | 10:48 | 2.4 | / | Fair | 14:16 | 2.5 | / | Cloudy |
| a24 | Iitate | 10:50 | 3.8 | / | Fair | 14:15 | 3.5 | / | Cloudy |
| a25 | Iitate | 10:52 | 4.7 | 1m 7.31 Ground Level 9.18 | Fair Collected samples : Land soil · Leaf Vegetable · Pond Water | / | / | / | Cloudy |
| a26 | Iitate | 11:07 | 3.3 | / | Fair | 14:12 | 3.3 | / | Fair |
| a35 | Iitate (Iitate village office) | 11:12 | 2.2 | 1m 4.07 Ground Level 5.63 | Fair Collected samples: Dust · Drinking Water · Soil | 14:04 | 2.2 | 1m 4.02 Ground Level 5.82 | Cloudy |
| a27 | Iitate | 11:43 | 3.3 | 1m 6.32 Ground Level 8.42 | Fair | 13:56 | 3.6 | 1m 6.35 Ground Level 8.68 | Cloudy |
| a28 | Iitate | 11:53 | 2.8 | 1m 4.05 Ground Level 6.31 | Fair | 13:47 | 2.8 | 1m 4.17 Ground Level 5.58 | Fair North 1m 4.75 Ground Level 5.85 |
| a29 | Minamisouma | 12:01 | 2.1 | / | Fair | 13:43 | 2.5 | / | Fair |
| a30 | Minamisouma | 12:08 | 2.0 | / | Cloudy | 13:36 | 2.0 | / | Fair |
| a31 | Minamisouma | 12:14 | 1.1 | / | Cloudy | 13:30 | 0.8 | / | Fair |
| a32 | Minamisouma | 12:15 | 0.71 | / | Cloudy | 13:28 | 0.74 | / | Fair |
| a33 | Minamisouma | 12:20 | 0.50 | 1m 0.82 Ground Level 1.27 | Cloudy | 13:24 | 0.54 | / | Fair |
| a34 | Minamisouma joint government building | 12:28 | 0.41 | 1m 0.53 Ground Level 0.86 | Thunderstorm after cloudy weather Collected samples: Land soil · Leaf Vegetable · Drinking Water · Dust | / | / | / | / |

Readings of Environmental Radiation Level by emergency monitoring(Group 2) (4/16)

| 2011/4/16 | | Measurement (μSv/h) | | | | | | | | |
|-----------------|---|---------------------|---------------------------|----------------------------|---|------------------|---------------------------|----------------------------|--------|-----------|
| Sampling Points | | Fukushima | | | Ono | Iwaki | Iwaki | Ono | Tamura | Fukushima |
| | | Measurement Time | Readings (inside the car) | Readings (Outside the car) | Notes | Measurement Time | Readings (inside the car) | Readings (Outside the car) | Notes | |
| b1 | Fukushima(Fukushima Branch) | 9:13 | 0.40 | / | Fair | 15:49 | 0.50 | / | Fair | |
| b2 | Fukushima | / | / | / | / | 15:27 | 1.5 | 2.1 | Fair | |
| b3 | Fukushima | / | / | / | / | 15:22 | 1.0 | / | Fair | |
| b4 | Kawamata | / | / | / | / | 15:14 | 0.57 | / | Fair | |
| b5 | Kawamata | / | / | / | / | 15:06 | 0.49 | / | Fair | |
| b6 | Kawamata | / | / | / | / | 15:02 | 0.89 | / | Fair | |
| b7 | Kawamata | / | / | / | / | 15:00 | 0.78 | / | Fair | |
| b8 | Kawamata | / | / | / | / | 14:54 | 0.94 | / | Fair | |
| b9 | Nihonmatsu | / | / | / | / | 14:51 | 0.69 | / | Fair | |
| b10 | Nihonmatsu | / | / | / | / | 14:41 | 0.89 | / | Fair | |
| b11 | Nihonmatsu | / | / | / | / | 14:37 | 0.88 | / | Fair | |
| b12 | Nihonmatsu | / | / | / | / | 14:32 | 0.68 | / | Fair | |
| b13 | Tamura | / | / | / | / | 14:27 | 0.36 | 0.49 | Cloudy | |
| b14 | Tamura | / | / | / | / | 14:11 | 0.21 | 0.27 | Cloudy | |
| b15 | Tamura | / | / | / | / | 14:04 | 0.26 | / | Fair | |
| b16 | Tamura | / | / | / | / | 13:58 | 0.29 | / | Fair | |
| b17 | Tamura | / | / | / | / | 13:56 | 0.29 | / | Fair | |
| b18 | Ono | / | / | / | / | 13:53 | 0.24 | / | Fair | |
| b19 | Ono | / | / | / | / | 13:45 | 0.23 | / | Fair | |
| b20 | Ono | / | / | / | / | 13:45 | 0.24 | / | Fair | |
| b21 | Ono | / | / | / | / | 13:43 | 0.27 | / | Fair | |
| b42 | Matsukawa P | 9:33 | 0.75 | / | Fair | / | / | / | / | |
| b43 | Nihonmatsu IC | 9:39 | 1.3 | / | Fair | / | / | / | / | |
| b44 | Adataro SA | 9:45 | 0.71 | 0.75 | Fair | / | / | / | / | |
| b45 | Motomiya IC | 9:49 | 0.80 | / | Fair | / | / | / | / | |
| b46 | Kouriyama-higashi IC | 9:58 | 0.74 | / | Fair | / | / | / | / | |
| b47 | Funehikimiharu | 10:04 | 0.40 | / | Fair | / | / | / | / | |
| b22 | Ono | 10:25 | 0.28 | 0.28 | Fair Fair Collected samples:Land soil·Leaf Vegetable·Drinking Water·Dust | 13:37 | 0.24 | 0.28 | Fair | |
| b23 | Ono | 11:03 | 0.28 | / | Fair | 13:30 | 0.27 | / | Fair | |
| b24 | Ono | 11:05 | 0.28 | / | Fair | 13:28 | 0.26 | / | Fair | |
| b25 | Iwaki | 11:12 | 0.30 | / | Fair | 13:21 | 0.33 | / | Fair | |
| b48 | Iwaki | 11:16 | 0.34 | / | Fair | 13:17 | 0.33 | / | Fair | |
| b26 | Iwaki | 11:31 | 0.28 | / | Fair | 13:03 | 0.26 | / | Cloudy | |
| b27 | Iwaki | 11:41 | 0.25 | / | Fair | 12:53 | 0.25 | / | Rain | |
| b41 | Iwaki (Iwaki joint government building) | 11:56 | 0.27 | 0.28 | Fair Fair Collected samples:Land soil·Leaf Vegetable·Drinking Water·Dust | / | / | / | / | |

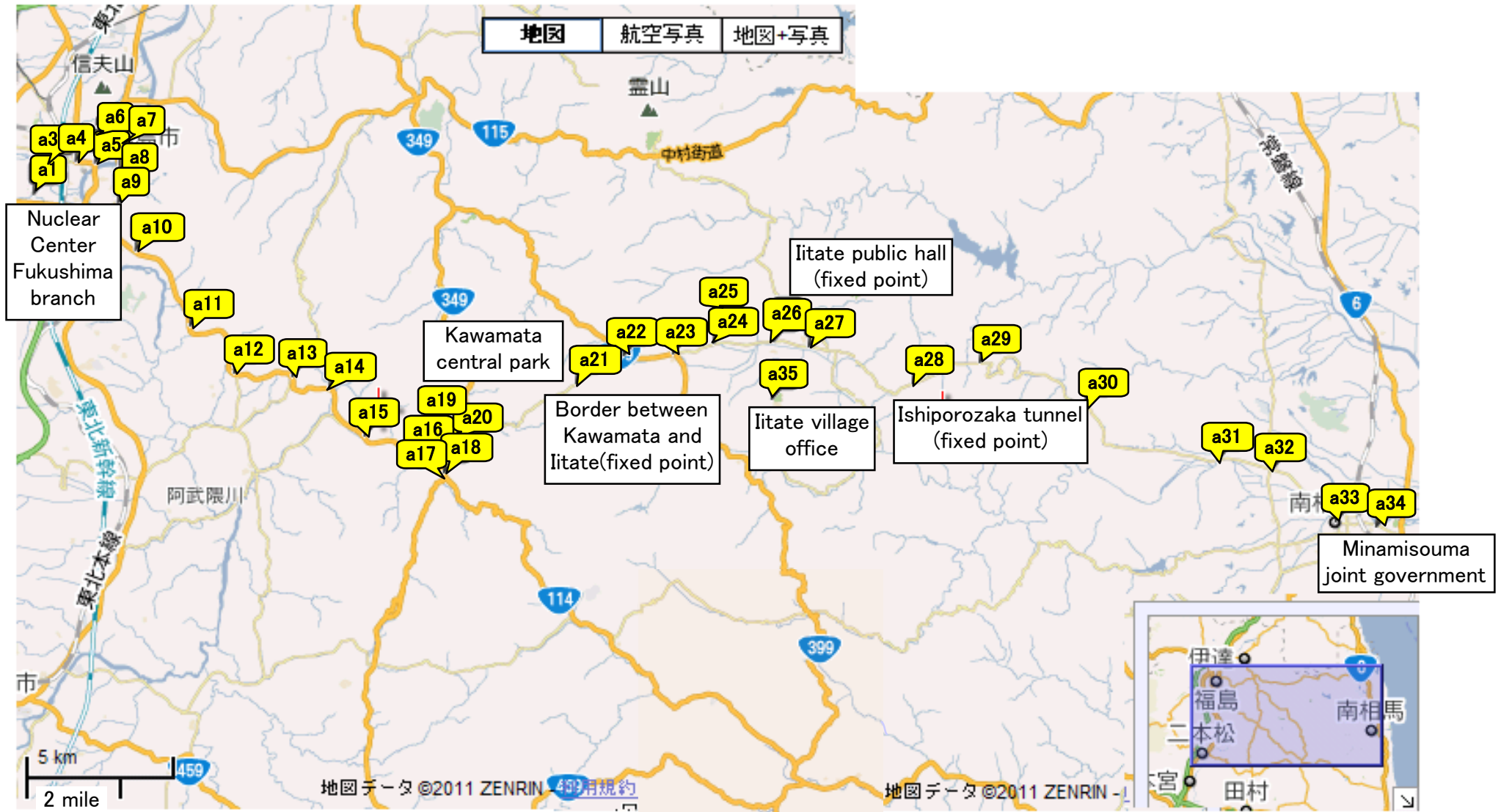
Readings of Environmental Radiation Level by emergency monitoring(Group 3) (4/16)

| 2011/4/16 | | Measurement (μ Sv/h) | | | | |
|-----------------|-----------------------------|---------------------------|---------------------------|----------------------------|----------|---|
| Sampling Points | | Fukushima | Nihonmatsu | Tamura | Yamagiya | Tsukidate |
| | | Measurement Time | Readings (inside the car) | Readings (Outside the car) | Weather | Notes |
| c1 | Fukushima(Fukushima Branch) | 9:15 | 0.47 | | Fair | |
| c2 | Fukushima | 9:32 | 1.1 | | Fair | |
| c3 | Nihonmatsu | 9:37 | 0.93 | | Fair | |
| c4 | Nihonmatsu | 9:50 | 1.2 | 1.5 | Fair | Collected samples:Land soil· Leaf Vegetable· Dust |
| c5 | Nihonmatsu | 10:35 | 0.99 | | Fair | |
| c6 | Nihonmatsu | 10:47 | 0.76 | | Fair | |
| c7 | Nihonmatsu/Tamura | 10:51 | 0.62 | | Fair | |
| c8 | Tamura | 10::55 | 0.61 | 0.72 | Fair | Fixed point telephone report |
| c9 | Tamura | 11:08 | 0.35 | 0.32 | Fair | Fixed point telephone report Collected samples:Land soil· Leaf Vegetable· Dust |
| c10 | Nihonmatsu | 12:15 | 0.75 | | Cloudy | |
| c11 | Kawamata | 13:05 | 0.91 | | Cloudy | |
| c12 | Kawamata | 12:30 | 1.7 | 2.7 | Cloudy | Collected samples:Land soil· Leaf Vegetable· Drinking Water· Dust |
| c13 | Kawamata | 13:13 | 0.89 | | Cloudy | |
| c14 | Date | 13:20 | 0.92 | 1.1 | Cloudy | Collected samples:Land soil· Leaf Vegetable· Drinking Water· Dust |
| c15 | Fukushima(Fukushima Branch) | 14:27 | 0.50 | | Fair | |

Readings of Environmental Radiation Level by emergency monitoring (Group 4) (4/16)

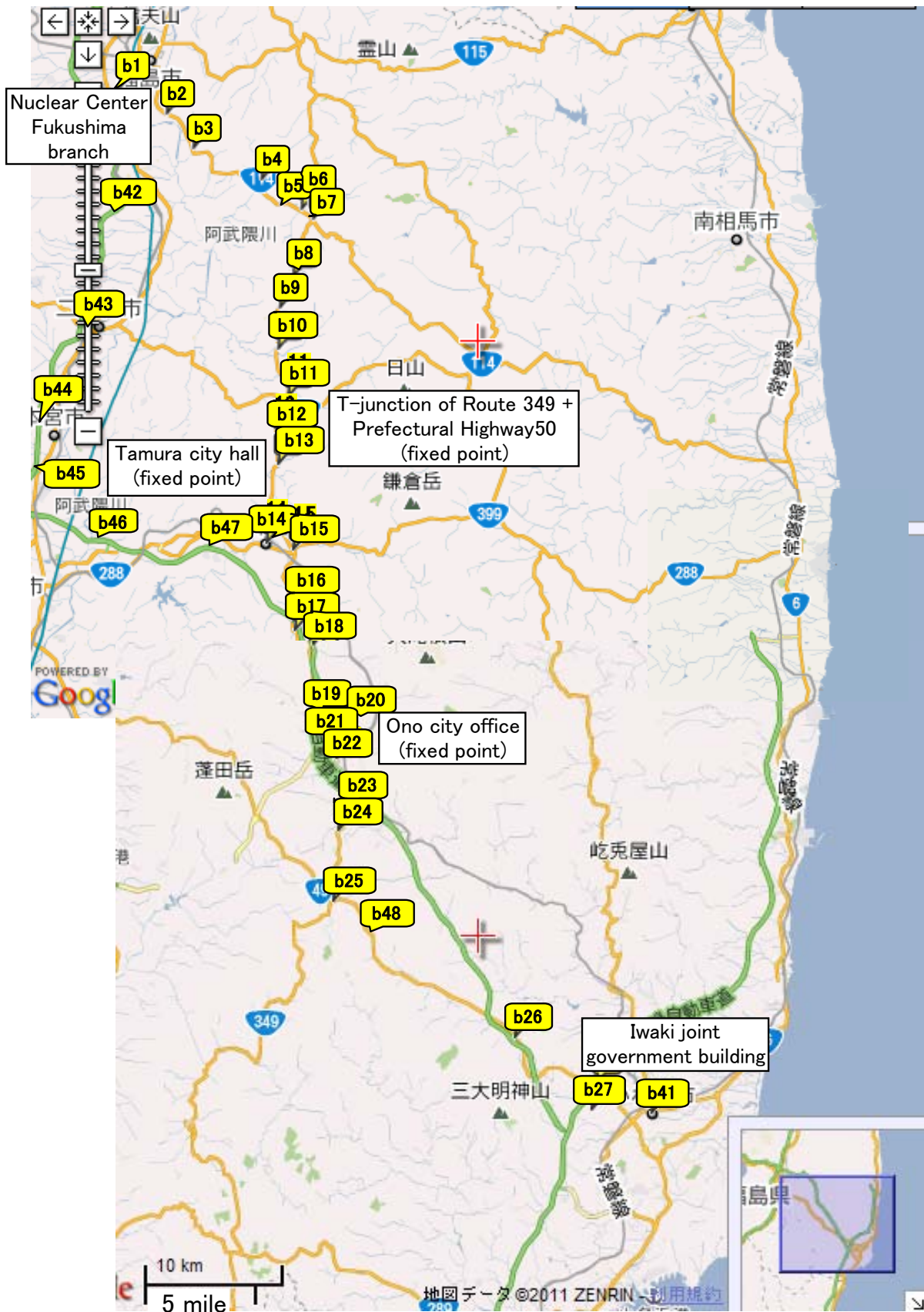
| 2011/4/16 | | Measurement (μ Sv/h) | | | | |
|-----------------|-----------------------------|---------------------------|---------------------------|----------------------------|-----------|--|
| Sampling Points | | Fukushima | Ootama | Sukagawa | Izumizaki | Shirakawa Nishigou |
| | | Measurement Time | Readings (inside the car) | Readings (Outside the car) | Weather | Notes |
| d1 | Fukushima(Fukushima Branch) | 9:10 | 0.42 | | Fair | |
| d2 | Hushiogami Junction | 9:20 | 0.61 | | Fair | |
| d3 | Route+Route459 | 9:35 | 0.85 | | Fair | |
| d4 | Ootama Village Hall | 10:05 | 0.38 | 0.65 | Fair | Collected samples:Soil·Leaf Vegetable·Dust |
| d5 | In front of Asahi Beer | 10:33 | 1.2 | | Fair | |
| d6 | Kouriyama Route4 | 10:39 | 0.62 | | Fair | |
| d7 | bypass highway+Route49 | 10:44 | 0.51 | | Fair | |
| d8 | bypass highway | 10:53 | 0.40 | | Fair | |
| d9 | Sugakawa City Hall | 11:23 | 0.23 | 0.27 | Fair | Collected samples:Soil·Leaf Vegetable·Dust |
| d10 | Near Kagamiishi Town Hall | 11:42 | 0.27 | | Rain | |
| d11 | Kougen Street | 12:30 | 0.24 | | Cloudy | |
| d12 | Izumizaki Village Hall | 12:45 | 0.46 | 0.61 | Rain | Collected samples:Soil·Leaf Vegetable·Dust |
| d13 | Shirakawa City Hall | 13:28 | 0.42 | 0.60 | Fair | Collected samples:Soil·Leaf Vegetable·Dust |
| d14 | Nishigou Village Hall | 14:02 | 0.47 | 0.77 | Fair | Collected samples:Soil·Leaf Vegetable·Dust |
| d15 | Shirakawa IC | 14:39 | 0.59 | | Fair | |
| d16 | Shirakawa-chuuou | 14:45 | 0.48 | | Fair | |
| d17 | Yabuki IC | 14:52 | 0.34 | | Fair | |
| d18 | Azumi PA | 15:07 | 0.92 | | Cloudy | |
| d19 | Kouriyama IC | 15:15 | 0.92 | | Cloudy | |
| d20 | Nihonmatsu IC | 15:30 | 1.03 | | Cloudy | |
| d21 | Fukushima-matsukawa P | 15:37 | 0.67 | | Cloudy | |
| d22 | Fukushima-nishi IC | 15:46 | 0.42 | | Fair | |

Readings of Environmental Radiation Level by emergency monitoring (Group1)



Notice : a2 indicates "Not measured".

Readings of Environmental Radiation Level by emergency monitoring (Group2)



Readings of Environmental Radiation Level by emergency monitoring (Group3)

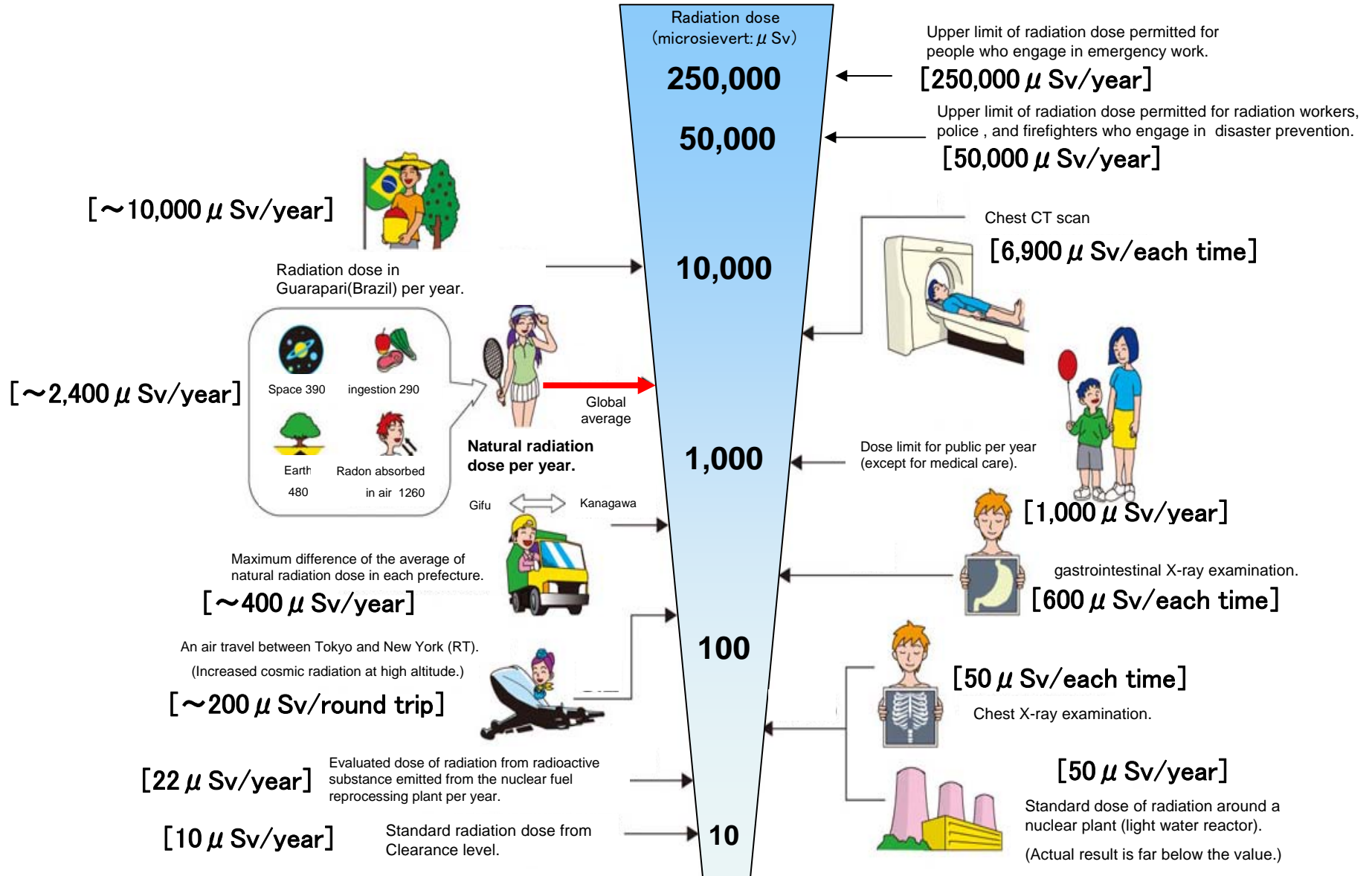


Readings of Environmental Radiation Level by emergency monitoring (Group4)



Radiation in Daily-life

※Unit : μSv



※ Sv [Sievert] = Constant of organism effect by kind of radiation (※) × Gy [gray]

※ It is 1 in case of X ray and γ ray.