

Readings of Environmental Radiation Level by emergency monitoring
(Group 1) (4/10)

2011/4/10		Measurement (μ Sv/h)							
Sampling Points (Fukushima Kawamata Iitate Minamisouma)	Fukushima Kawamata Iitate Minamisouma				Minamisouma Iitate Kawamata Fukushima				
	Measurement Time	Readings (inside the car)	Readings (Outside the car)	Notes	Measurement Time	Readings (inside the car)	Readings (Outside the car)	Notes	
a1	Fukushima(Fukushima Branch)	9:34	0.52	0.77	Fair	16:11	0.52		Fair
a2	Fukushima								
a3	Fukushima	9:39	0.72		Fair	16:07	0.62		Fair
a4	Fukushima	9:41	0.59		Fair	16:05	0.77		Fair
a5	Fukushima	9:42	0.85		Fair	16:03	0.87		Fair
a6	Fukushima	9:43	1.0		Fair	16:00	0.83		Fair
a7	Fukushima	9:59	0.91		Fair	15:58	0.90		Fair
a8	Fukushima	10:02	1.1		Fair	15:44	1.0		Fair
a9	Fukushima	10:04	2.5		Fair	15:43	2.0		Fair
a10	Fukushima	10:06	1.4	1m 2.1 Ground Level 2.5	Fair	15:39	1.3	1m 1.8 Ground Level 2.3	Fair
a11	Fukushima	10:13	0.96		Fair	15:33	0.95		Fair
a12	Fukushima	10:16	0.79		Fair	15:30	0.78		Fair
a13	Kawamata	10:19	0.78		Fair	15:27	0.93		Fair
a14	Kawamata	10:21	0.56		Fair	15:25	0.62		Fair
a15	Kawamata	10:24	0.65		Fair	15:14	0.66		Fair
a16	Kawamata	10:28	0.80		Fair	15:12	0.69		Fair
a17	Kawamata	-	-		Fair				
a18	Kawamata	10:29	0.61		Fair	15:09	0.55		Fair
a19	Kawamata	10:31	0.94	1m 1.4 Ground Level 1.8	Fair Collected samples:Land soil· Leaf Vegetable· Drinking Water· Dust				
a20	Kawamata	11:03	0.66		Fair	15:07	0.56		Fair
a21	Kawamata·Iitate	11:09	1.4	1m 2.3 Ground Level 2.7	Fair	15:00	1.5	1m 2.2 Ground Level 2.5	Fair
a22	Iitate	11:14	1.7		Fair	14:58	2.0		Fair
a23	Iitate	11:16	3.3		Fair	14:56	3.1		Fair
a24	Iitate	11:17	4.4		Fair	14:55	4.0		Fair
a25	Iitate	11:20	5.6	1m 9.5 Ground Level 11	Fair				Fair
a26	Iitate	11:34	3.2		Fair	14:52	4.2		Fair
a35	Iitate(Iitate village office)	11:38	2.5	1m 4.2 Ground Level 6.0	Fair Collected samples:Land soil· Leaf Vegetable· Drinking Water· Dust	14:45	2.3	1m 4.4 Ground Level 5.9	Fair
a27	Iitate	12:09	4.1	1m 6.7 Ground Level 8.7	Fair	14:37	3.5	1m 6.7 Ground Level 9.1	Fair
a28	Iitate	12:19	3.3	1m 5.3 Ground Level 6.7	Fair	14:27	3.3	1m 4.8 Ground Level 6.0	Fair North 1m 5.1 Ground Level 6.0
a29	Minamisouma	12:25	2.5		Fair	14:25	2.7		Fair
a30	Minamisouma	12:33	2.5		Fair	14:15	1.3		Fair
a31	Minamisouma	12:38	1.2		Fair	14:09	1.2		Fair
a32	Minamisouma	12:40	0.86		Fair	14:07	0.83		Fair
a33	Minamisouma	12:45	0.54	1m 0.79 Ground Level 1.2	Fair	14:02	0.51		Fair
a34	Minamisouma joint government building	12:53	0.37	1m 0.59 Ground Level 0.84	Fair Collected samples:Land soil· Leaf Vegetable· Drinking Water· Dust				

Readings of Environmental Radiation Level by emergency monitoring
(Group 2) (4/10)

2011/4/10		Measurement (μ Sv/h)							
Sampling Points		Fukushima Ono Iwaki				Iwaki Ono Tamura Fukushima			
		Measurement Time	Readings (inside the car)	Readings (Outside the car)	Notes	Measurement Time	Readings (inside the car)	Readings (Outside the car)	Notes
b1	Fukushima(Fukushima Branch)	9:29	0.65	/	Fair	15:50	0.58	/	Fair
b2	Fukushima	/	/	/	/	15:32	1.3	1.5	Fair
b3	Fukushima	/	/	/	/	15:27	1.2	/	Fair
b4	Kawamata	/	/	/	/	15:19	0.72	/	Fair
b5	Kawamata	/	/	/	/	15:06	0.72	/	Fair
b6	Kawamata	/	/	/	/	15:03	0.95	/	Fair
b7	Kawamata	/	/	/	/	15:01	0.73	/	Fair
b8	Kawamata	/	/	/	/	14:55	1.0	/	Fair
b9	Nihonmatsu	/	/	/	/	14:52	0.72	/	Fair
b10	Nihonmatsu	/	/	/	/	14:48	0.95	/	Fair
b11	Nihonmatsu	/	/	/	/	14:44	1.0	/	Fair
b12	Nihonmatsu	/	/	/	/	14:39	0.65	/	Fair
b13	Tamura	/	/	/	/	14:33	0.48	0.68	Fair
b14	Tamura	/	/	/	/	14:20	0.28	0.28	Fair
b15	Tamura	/	/	/	/	14:14	0.27	/	Fair
b16	Tamura	/	/	/	/	14:09	0.29	/	Fair
b17	Tamura	/	/	/	/	14:05	0.25	/	Fair
b18	Ono	/	/	/	/	14:01	0.27	/	Fair
b19	Ono	/	/	/	/	13:54	0.25	/	Fair
b20	Ono	/	/	/	/	13:53	0.27	/	Fair
b21	Ono	/	/	/	/	13:52	0.27	/	Fair
b42	Matsukawa P	9:42	0.86	/	Fair	/	/	/	/
b43	Nihonmatsu IC	9:48	1.5	/	Fair	/	/	/	/
b44	Adatara SA	9:55	0.73	0.87	Fair	/	/	/	/
b45	Motomiya IC	9:59	0.86	/	Fair	/	/	/	/
b46	Kouriyama-higashi IC	10:08	0.90	/	Fair	/	/	/	/
b47	Funehikimiharu	10:14	0.38	/	Fair	/	/	/	/
b22	Ono	10:33	0.23	0.23	Fair Collected samples:Land soil· Leaf Vegetable· Drinking Water· Dust	13:45	0.22	0.23	Fair
b23	Ono	11:15	0.26	/	Fair	13:38	0.27	/	Fair
b24	Ono	11:16	0.28	/	Fair	13:36	0.28	/	Fair
b25	Iwaki	11:23	0.29	/	Fair	13:30	0.27	/	Fair
b48	Iwaki	11:27	0.45	/	Fair	13:26	0.41	/	Fair
b26	Iwaki	11:40	0.34	/	Fair	13:13	0.32	/	Fair
b27	Iwaki	11:49	0.37	/	Fair	13:03	0.37	/	Fair
b41	Iwaki(Iwaki joint government building)	12:01	0.28	0.35	Fair Collected samples:Land soil· Leaf Vegetable· Drinking Water· Dust	/	/	/	/

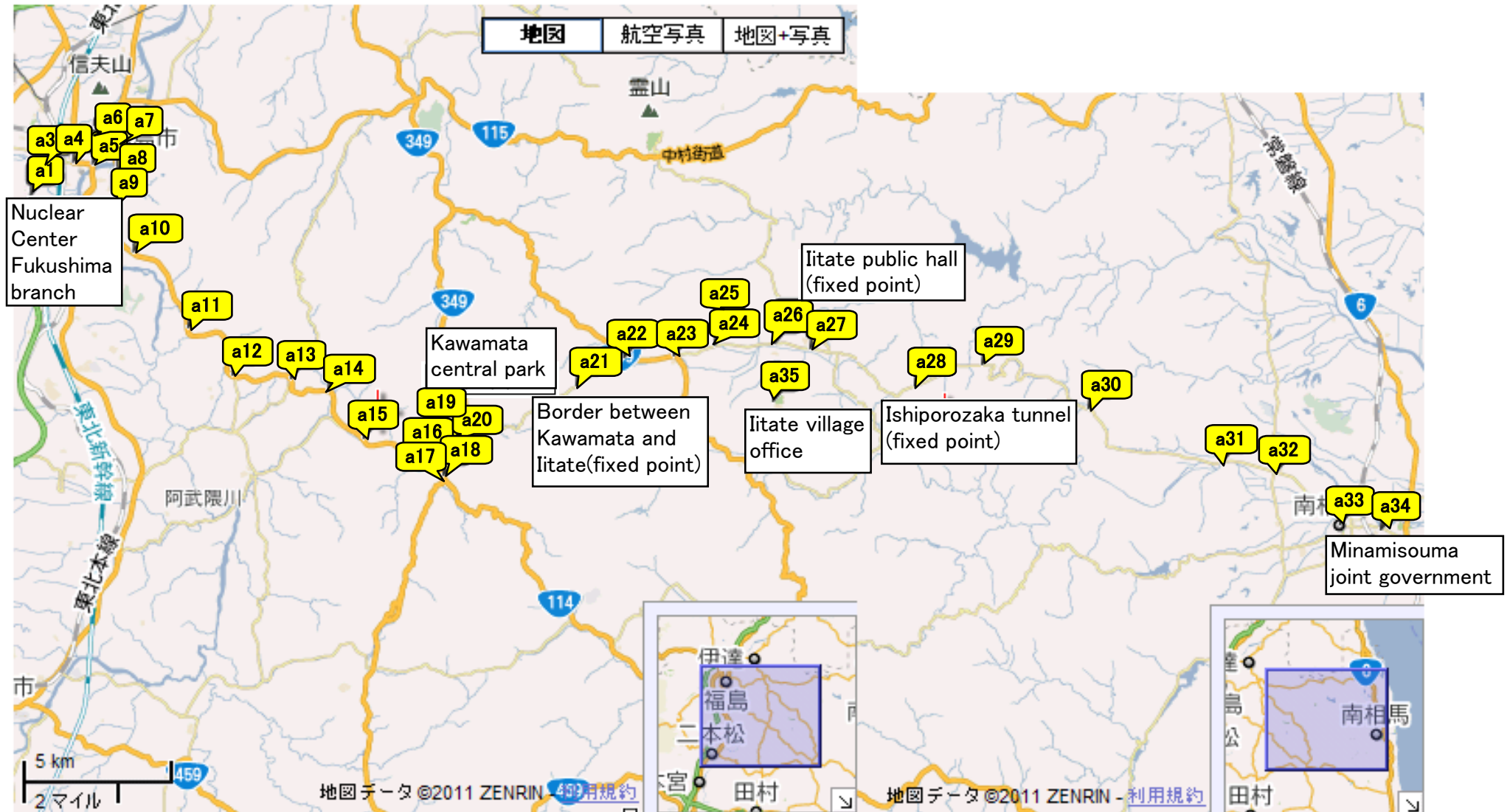
Readings of Environmental Radiation Level by emergency monitoring
(Group 3) (4/10)

2011/4/10		Measurement (μ Sv/h)				
Sampling Points		Fukushima	Nihonmatsu	Tamura	Yamagiya	Tsukidate
		Measurement Time	Readings (inside the car)	Readings (Outside the car)	Weather	Notes
c1	Fukushima(Fukushima Branch)	9:28	0.58		Fair	
c2	Fukushima	9:44	1.1		Fair	
c3	Nihonmatsu	9:47	0.98		Fair	
c4	Nihonmatsu	9:57	0.68	0.68	Fair	Collected samples:Land soil · Leaf Vegetable · Drinking Water · Dust
c5	Nihonmatsu	10:37	0.92		Fair	
c6	Nihonmatsu	10:46	0.96		Fair	
c7	Nihonmatsu/Tamura	10:50	0.70		Fair	
c8	Tamura	10:52	0.52	0.65	Fair	Fixed point telephone report
c9	Tamura	11:03	0.36	0.39	Fair	Fixed point telephone report Collected samples:Land soil · Leaf Vegetable · Drinking Water · Dust
c10	Nihonmatsu	12:11	0.76		Fair	
c11	Kawamata	12:22	0.82		Fair	
c12	Kawamata	12:34	1.8	2.4	Fair	Collected samples:Land soil · Leaf Vegetable · Drinking Water · Dust
c13	Kawamata	13:12	0.94		Fair	
c14	Date	13:18	1.0	1.3	Fair	Collected samples:Land soil · Leaf Vegetable · Drinking Water · Dust
c15	Fukushima(Fukushima Branch)	14:19	0.48		Fair	

Readings of Environmental Radiation Level by emergency monitoring
(Group 4) (4/10)

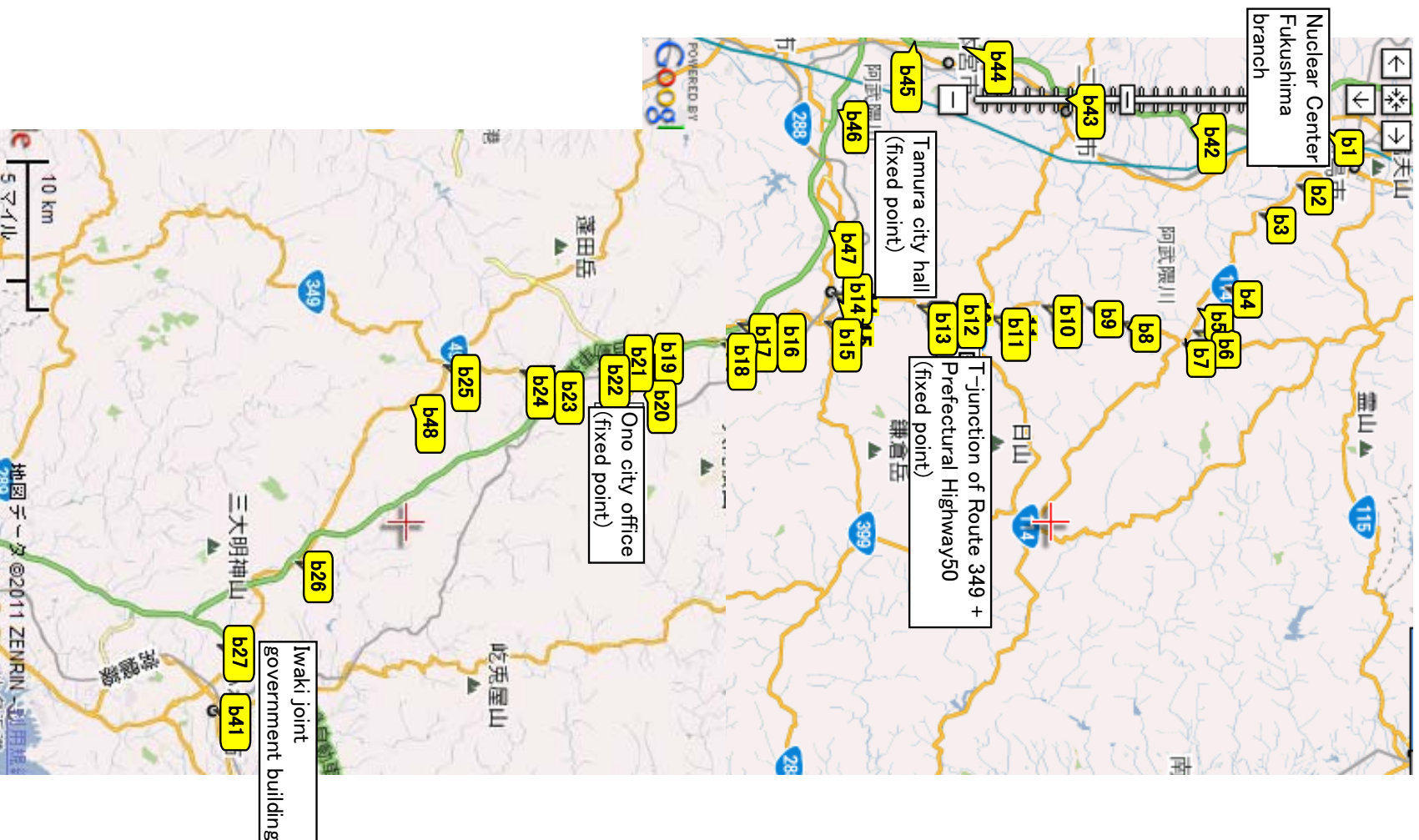
2011/4/10		Measurement (μ Sv/h)				
Sampling Points		Fukushima	Ootama	Sukagawa	Izumizaki	Shirakawa Nishigou
		Measurement Time	Readings (inside the car)	Readings (Outside the car)	Weather	Notes
d1	Fukushima(Fukushima Branch)	9:30	0.45		Fair	
d2	Hushiogami Junction	9:40	0.47		Fair	
d3	Route+Route459	9:55	0.73		Fair	
d4	Ootama Village Hall	10:15	0.47	0.81	Fair	dust : Land Soil : Leaf Vegetable
d5	In front of Asahi Beer	10:45	1.2		Fair	
d6	Kouriyama Route4	-	-		Fair	
d7	bypass highway+Route49	10:54	0.42		Fair	
d8	bypass highway	11:04	0.55		Fair	
d9	Sugakawa City Hall	11:20	0.19	0.37	Fair	dust : Land Soil : Leaf Vegetable
d10	Near Kagamiishi Town Hall	11:47	0.28		Fair	
d11	Kougen Street	12:00	0.24		Fair	
d12	Izumizaki Village Hall	13:00	0.34	0.68	Fair	dust : Land Soil : Leaf Vegetable
d13	Shirakawa City Hall	13:40	0.49	0.70	Fair	dust : Land Soil : Leaf Vegetable
d14	Nishigou Village Hall	14:12	0.43	0.77	Fair	dust : Land Soil : Leaf Vegetable
d15	Shirakawa IC	14:38	0.40		Fair	
d16	Shirakawa-chuuou	14:43	0.40		Fair	
d17	Yabuki IC	14:50	0.25		Fair	
d18	Azumi PA	15:04	0.85		Fair	
d19	Kouriyama IC	15:21	0.70		Fair	
d20	Nihonmatsu IC	15:36	0.92		Fair	
d21	Fukushima-matsukawa P	15:42	0.55		Fair	
d22	Fukushima-nishi IC	15:49	0.32		Fair	

Readings of Environmental Radiation Level by emergency monitoring (Group1)



Notice: a2 indicates "Not measured".

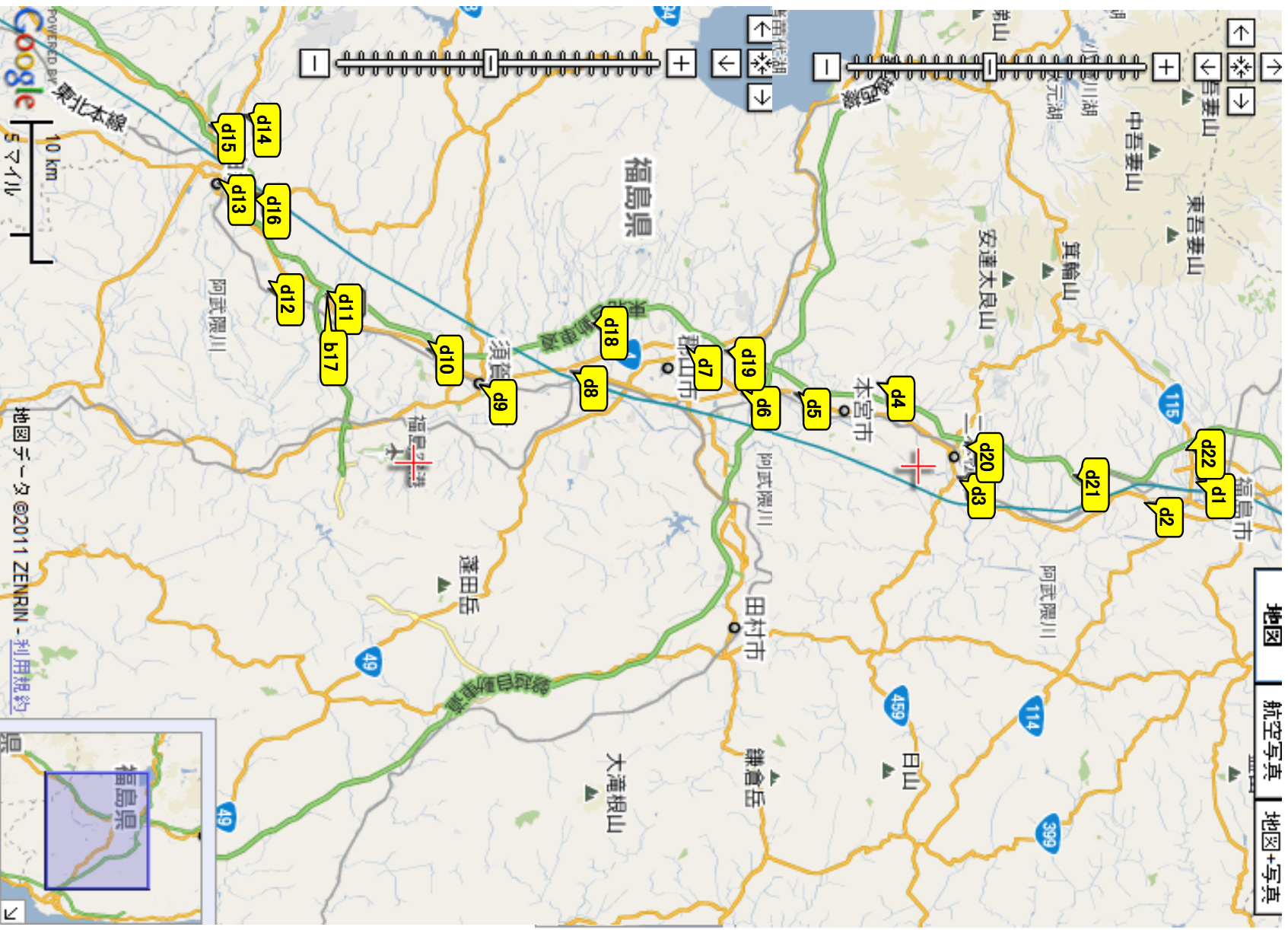
Readings of Environmental Radiation Level by emergency monitoring (Group2)



Readings of Environmental Radiation Level by emergency monitoring (Group3)

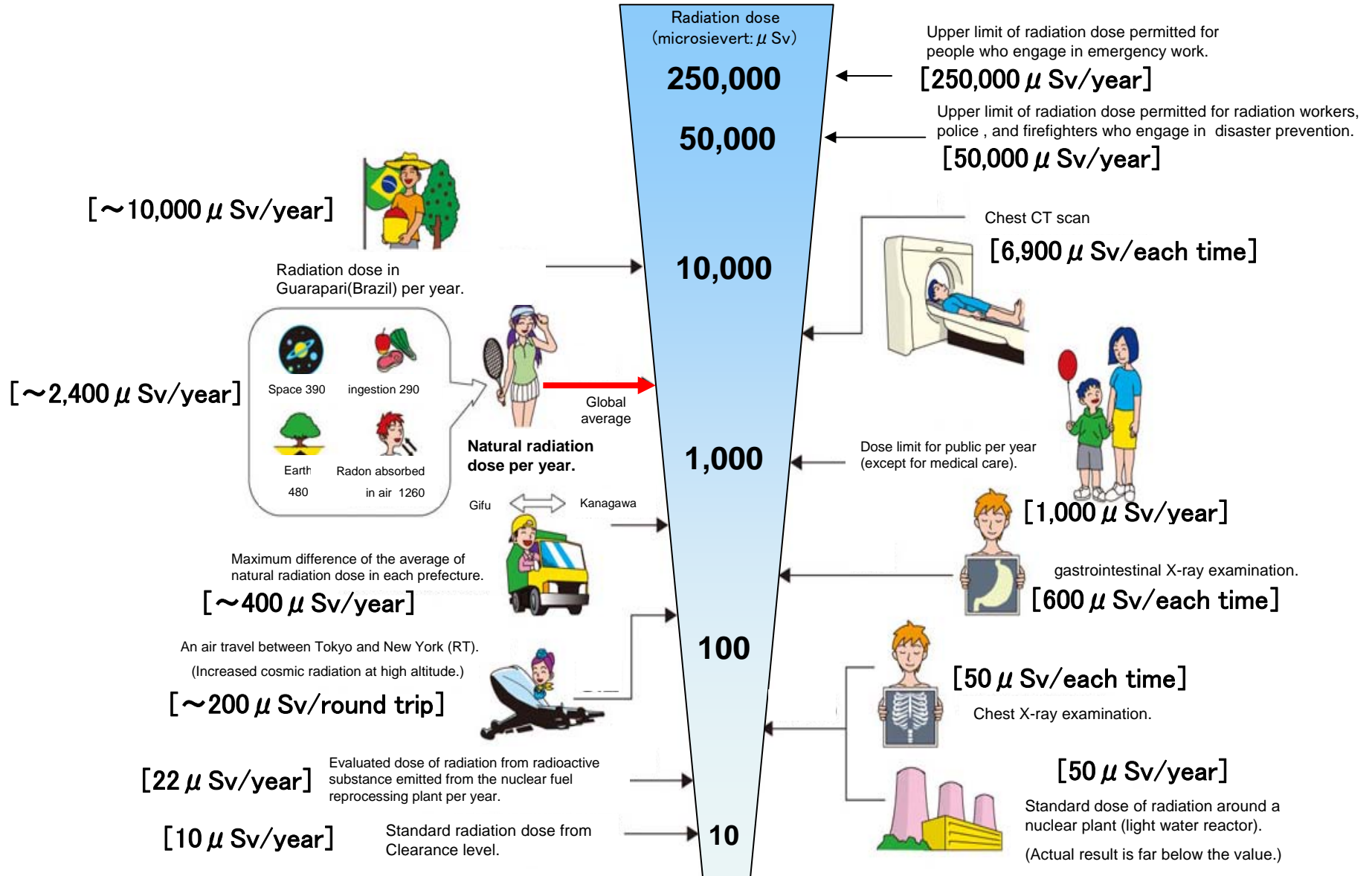


Readings of Environmental Radiation Level by emergency monitoring (Group4)



Radiation in Daily-life

※Unit : μSv



※ Sv [Sievert] = Constant of organism effect by kind of radiation (※) × Gy [gray]

※ It is 1 in case of X ray and γ ray.