

Readings of Sea Area Monitoring at Post Out of Fukushima Dai-ichi NPP

April 16, 2011
 Ministry of Education, Culture,
 Sports, Science and Technology
 (MEXT)

1. Radioactivity Concentration Undersea

| Sampling Point ^{※1} | Sampling Time and Date | Radioactivity Concentration (outer layer)(Bq/L) | | | Radioactivity Concentration (lower layer)(Bq/L) ^{※2} | | |
|------------------------------|------------------------|--|----------------|----------------|--|----------------|----------------|
| | | I-131 | Cs-134 | Cs-137 | I-131 | Cs-134 | Cs-137 |
| 【B】 | 2011/4/15 7:30 | Not detectable | Not detectable | Not detectable | Not detectable | Not detectable | Not detectable |
| 【2】 | 2011/4/15 9:09 | Not detectable | Not detectable | Not detectable | Not detectable | Not detectable | Not detectable |
| 【4】 | 2011/4/15 10:37 | 161.0 | 166.0 | 186.0 | Not detectable | Not detectable | Not detectable |
| 【6】 | 2011/4/15 12:02 | 36.6 | 40.4 | 39.5 | Not detectable | Not detectable | Not detectable |
| 【8】 | 2011/4/15 13:30 | 34.4 | 33.4 | 33.3 | Not detectable | Not detectable | Not detectable |
| 【10】 | 2011/4/15 15:15 | Not detectable | Not detectable | Not detectable | Not detectable | Not detectable | Not detectable |

※1 Seawater is collected at 6 points below .The character enclosed in parentheses (Ex. **【1】**) indicates monitoring points on Page 2.

※2 Sampling depth in lower layer is written at the figure(p2).

2. Air dose rate over the Sea

| Sampling Point ^{※1} | Sampling Time and Date | Reading (μ Sv/h) ^{※2} | Weather |
|------------------------------|------------------------|-------------------------------------|---------|
| 【B】 | 2011/4/15 7:30 | 0.027 | No rain |
| 【2】 | 2011/4/15 9:09 | 0.028 | No rain |
| 【4】 | 2011/4/15 10:37 | 0.045 | No rain |
| 【6】 | 2011/4/15 12:02 | 0.035 | No rain |
| 【8】 | 2011/4/15 13:30 | 0.026 | No rain |
| 【10】 | 2011/4/15 15:15 | 0.035 | No rain |

※1 Seawater is collected at 6 points below .The character enclosed in parentheses (Ex. **【1】**) indicates monitoring points on Page 2.

※2 Type of detector : CsI(Tl) scintillation detector (PDR-101、ALOKA)

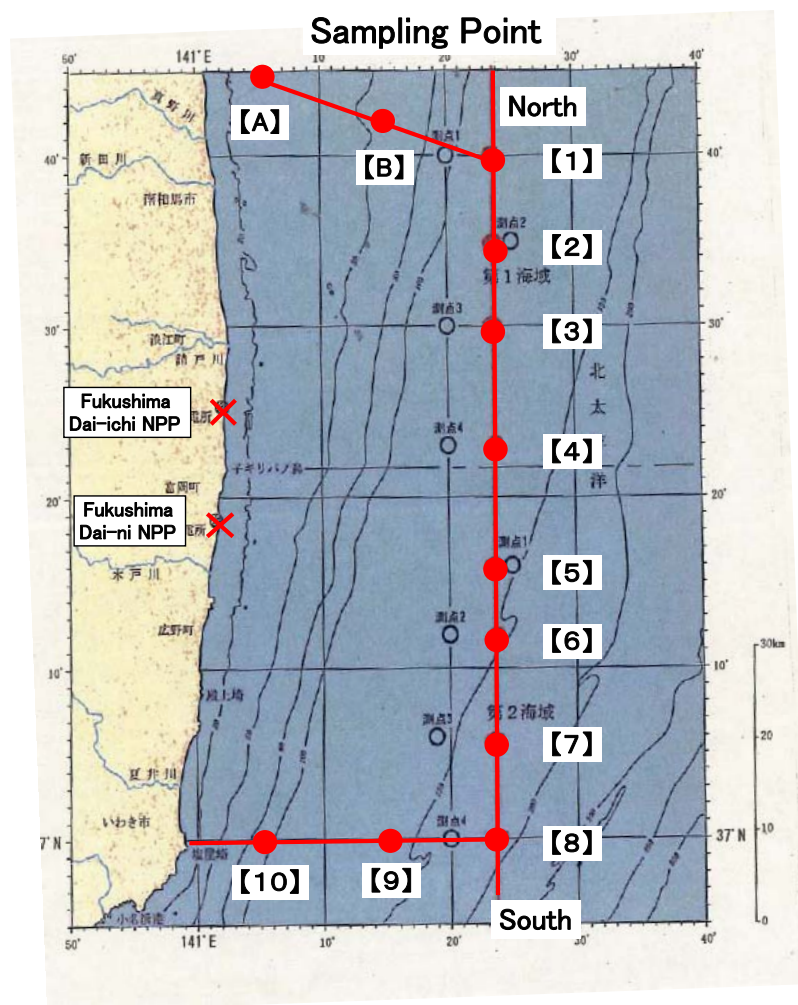
3. Reading of Radioactivity Concentration in dust over the Sea

| Sampling Point ^{※1} | Sampling Time and Date | Radioactivity Concentration (Bq / m ³) | | |
|------------------------------|------------------------|--|----------------|----------------|
| | | I-131 | Cs-134 | Cs-137 |
| 【B】 | 2011/4/15 7:30 | 4.72 | 2.82 | Not detectable |
| 【2】 | 2011/4/15 9:09 | Not detectable | Not detectable | Not detectable |
| 【4】 | 2011/4/15 10:37 | Not detectable | Not detectable | Not detectable |
| 【6】 | 2011/4/15 12:02 | Not detectable | Not detectable | Not detectable |
| 【8】 | 2011/4/15 13:30 | Not detectable | Not detectable | Not detectable |
| 【10】 | 2011/4/15 15:15 | Not detectable | Not detectable | Not detectable |

※1 Seawater is collected at 6 points below .The character enclosed in parentheses (Ex. **【1】**) indicates monitoring points on Page 2.

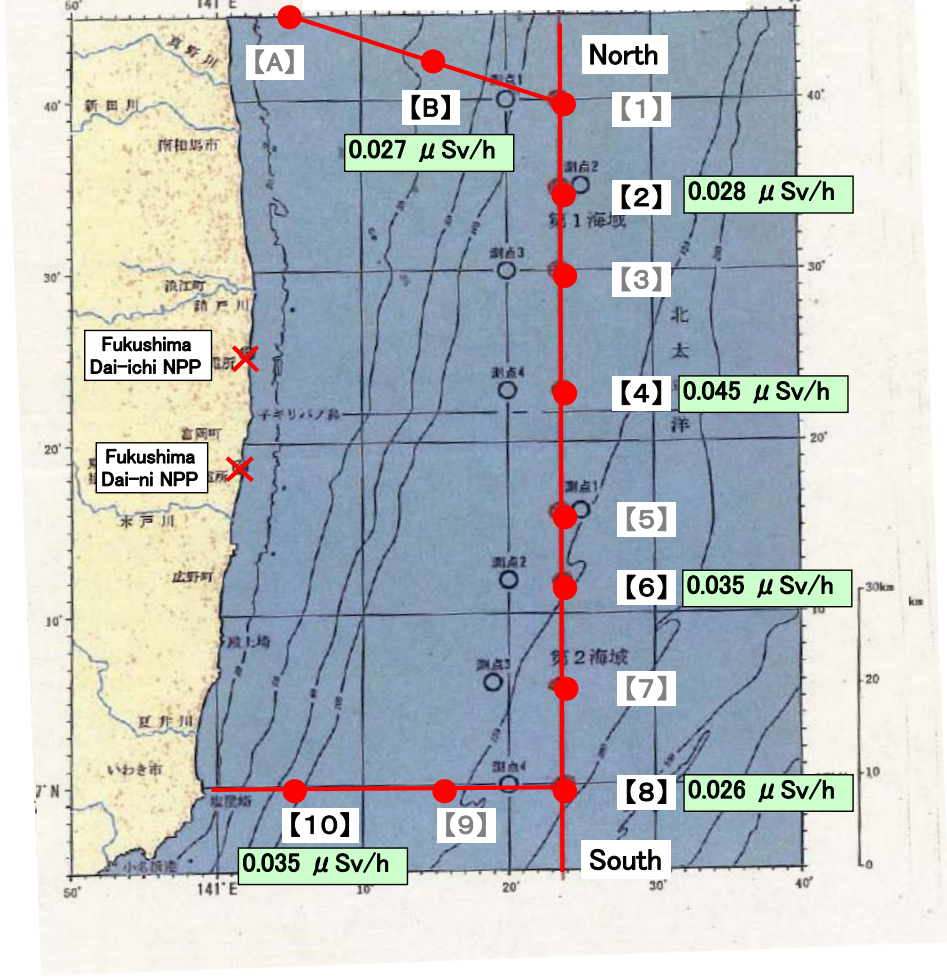
Each sampling point is indicated below

| Sampling Point | Latitude, Longitude | Sampling depth in lower layer |
|----------------|---------------------------|-------------------------------|
| 【B】 | 37° 42.5' N, 141° 15.0' E | 50 m |
| 【2】 | 37° 35.0' N, 141° 24.1' E | 121 m |
| 【4】 | 37° 23.0' N, 141° 24.0' E | 128 m |
| 【6】 | 37° 12.0' N, 141° 24.1' E | 144 m |
| 【8】 | 36° 59.9' N, 141° 24.0' E | 173 m |
| 【10】 | 37° 00.1' N, 141° 05.0' E | 85 m |

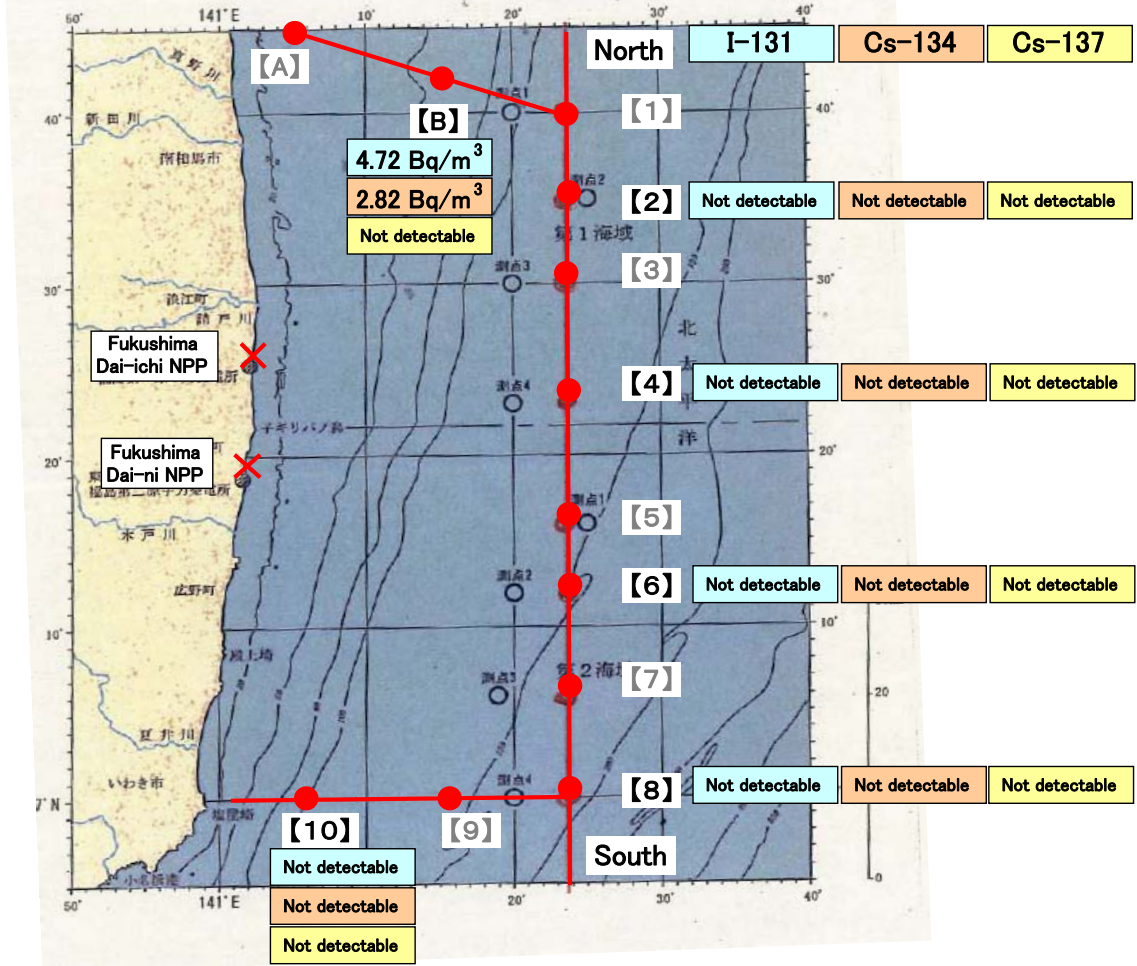


The readings of temperatures and salinity levels of seawater at the measurement points are put on the websites of JAMSTEC bellow.
<http://www.godac.jamstec.go.jp/monitoringdata/>

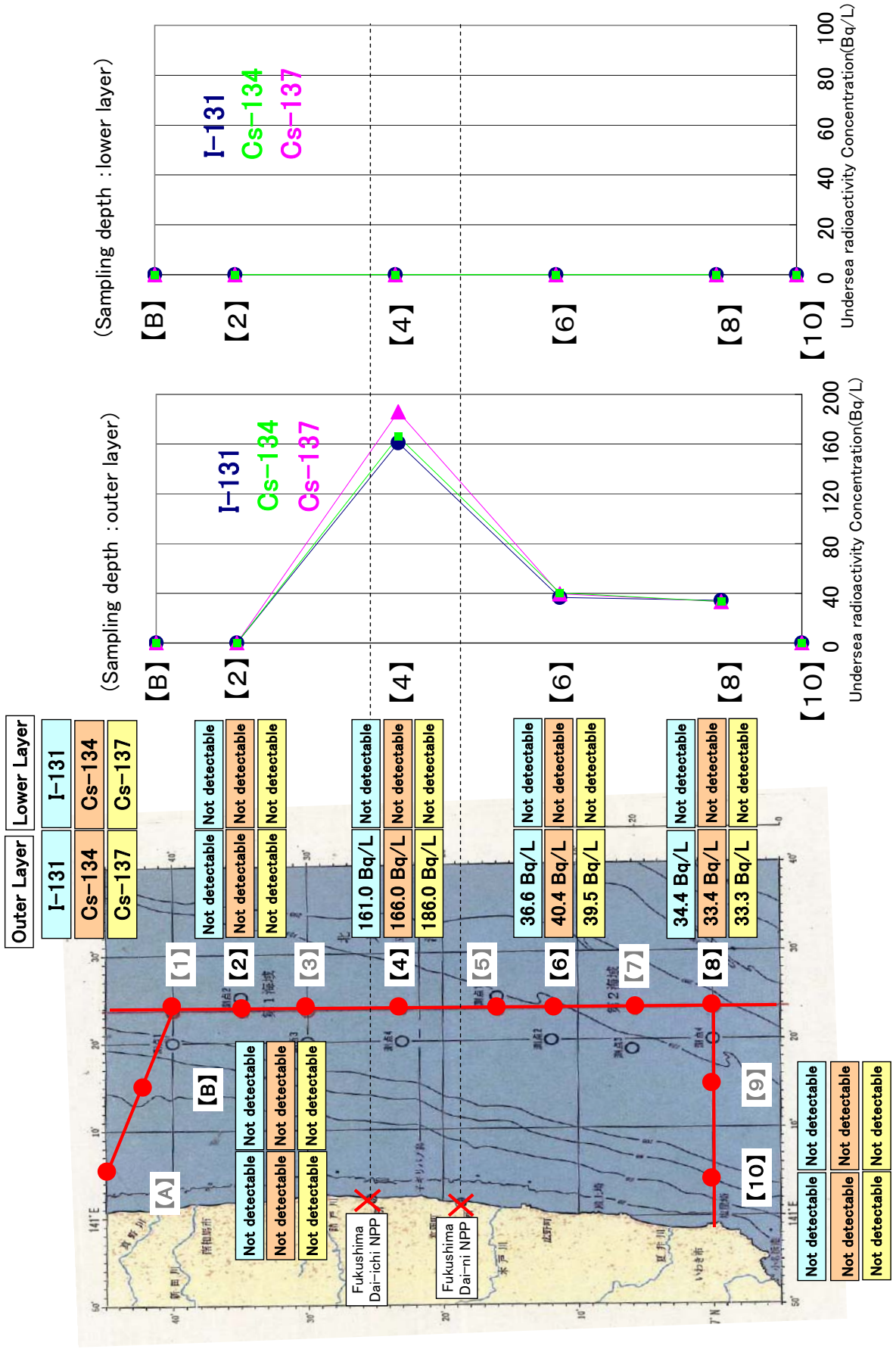
Air dose rate over the Sea



Reading of Radioactivity Concentration in dust over the Sea

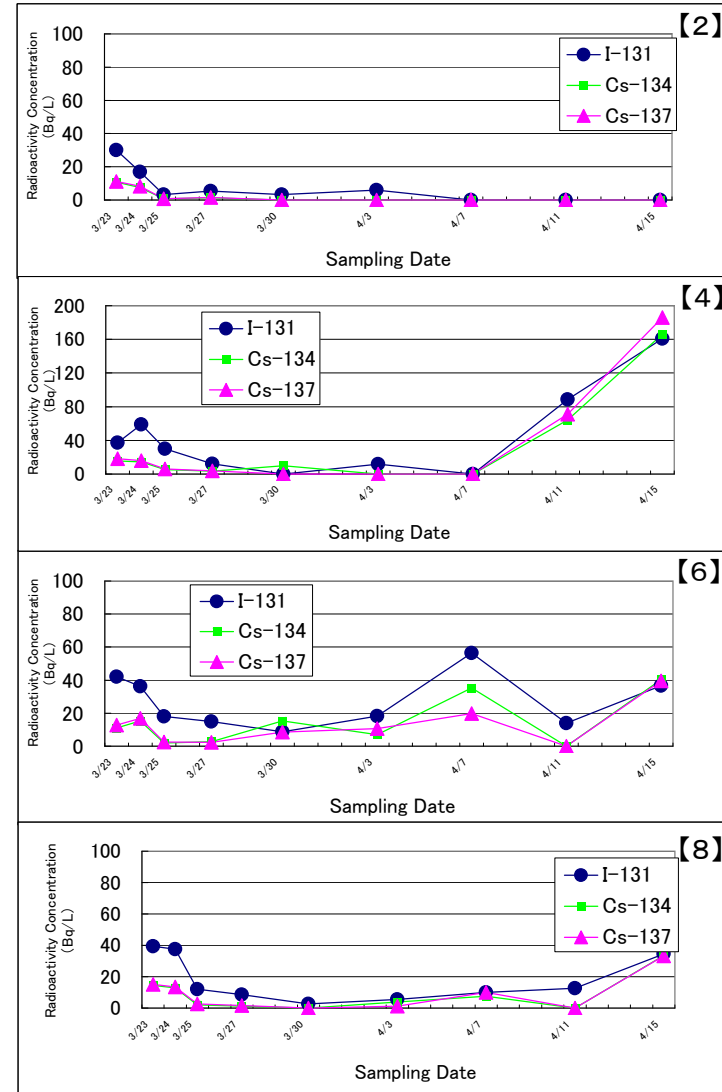
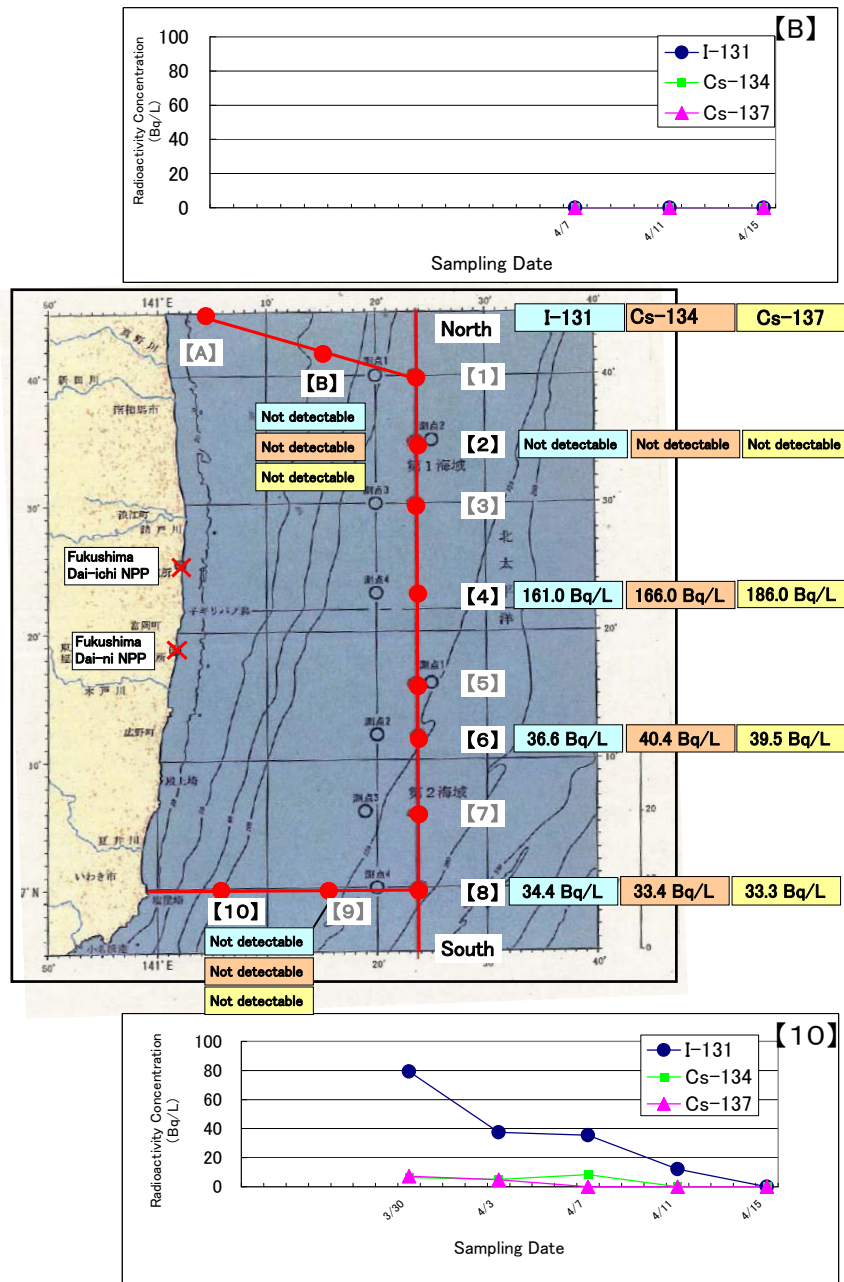


Readings of Sea Area Monitoring April 15, 2011



Readings of Sea Area Monitoring at Post Out of Fukushima Dai-ichi NPP
Result of Radioactivity Concentration in the Sea (outer layer)

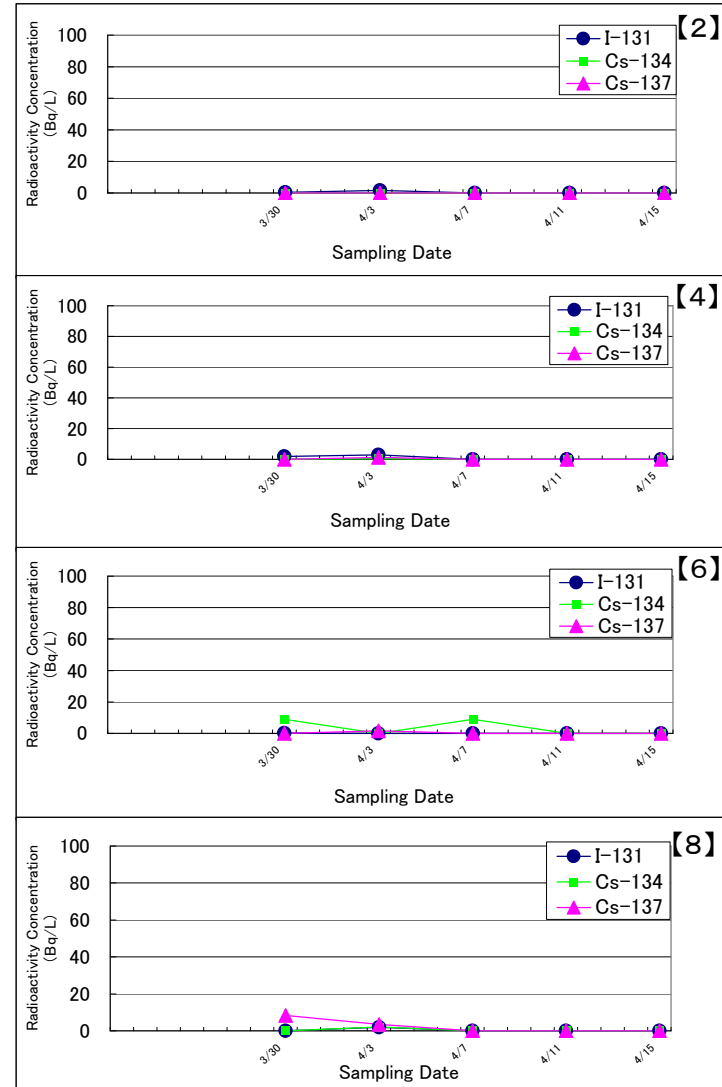
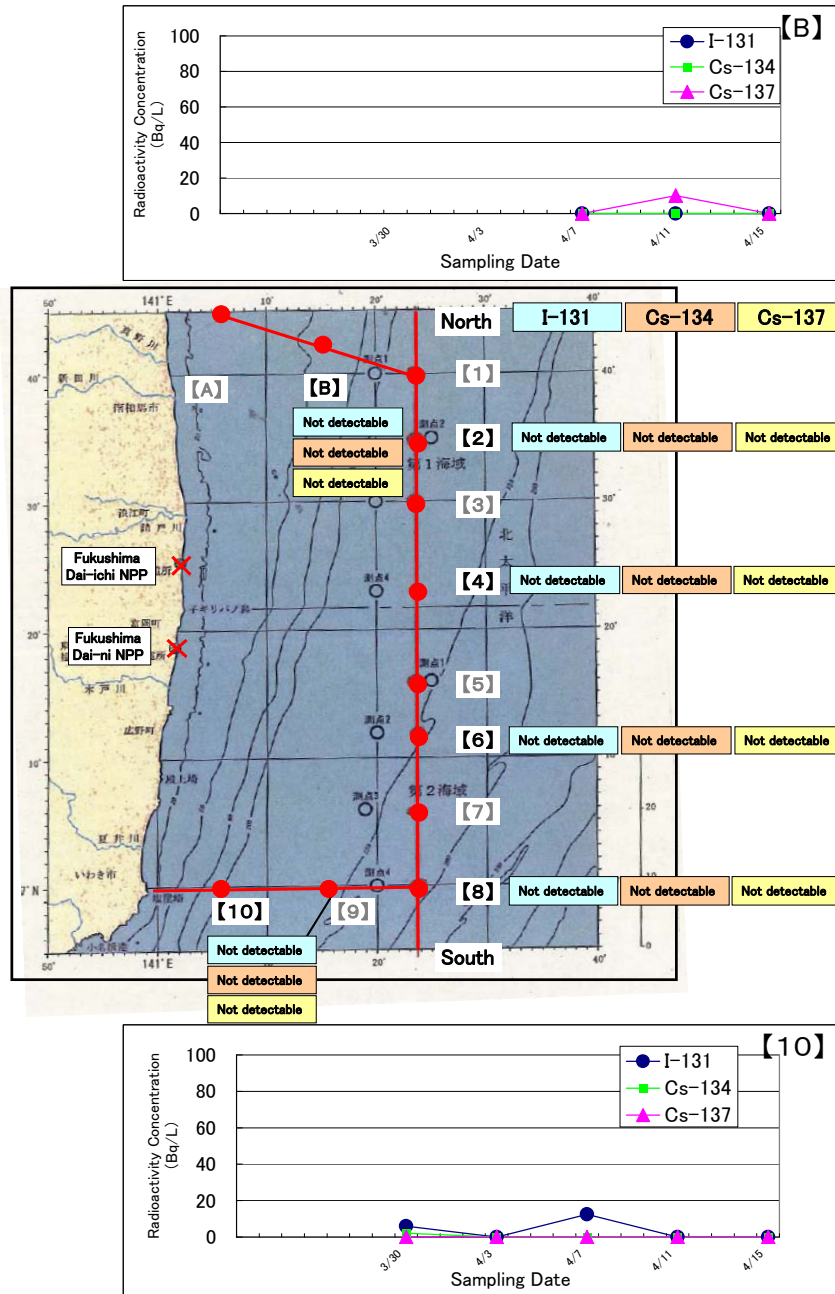
9/5



Note: "Not Detectable" is illustrated as 0Bq/L.

Readings of Sea Area Monitoring at Post Out of Fukushima Dai-ichi NPP
Result of Radioactivity Concentration in the Sea (lower layer)

9/9



Note: "Not Detectable" is illustrated as 0Bq/L.