

Collaborative Institutional Training Initiative

e-Learning 教材の作成と配信

- ・ 現利用機関数：>1,800
- ・ 利用者数：～1,000,000 (10/1/11-11/15/11)
- ・ 30/50 トップ医学部（世界）
- ・ 50/50 トップ大学（米国）

設立：2000年4月 – NPOボランティア教員団体



大学・大学院・研究所・病院

CITI e-Learning

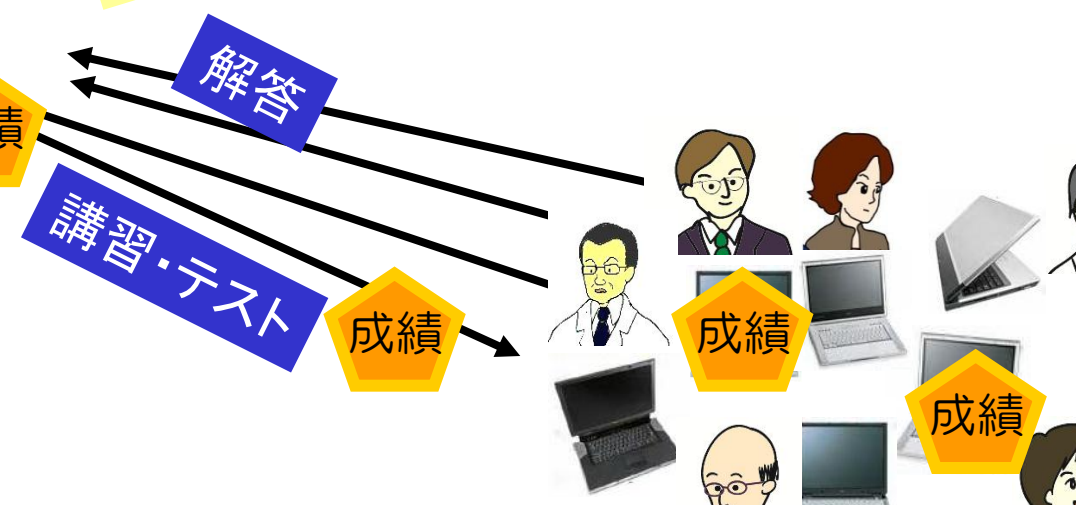
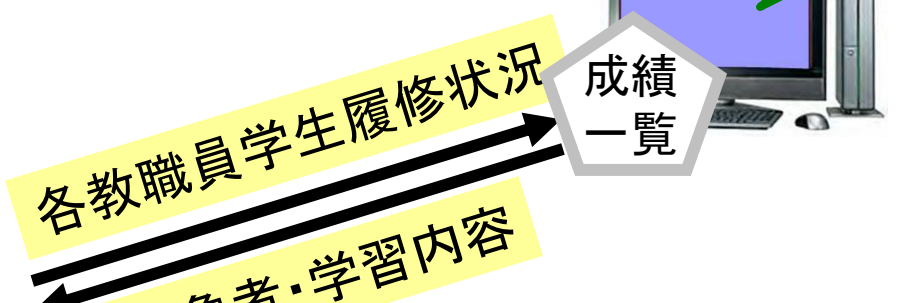

選択・配信・学習・
習得評価・管理



「修得を確保するための
評価手段の確保」

管理者
教学課
倫理審査委員会

CITI Japan
Server



教員・職員
学生・ポスドク

教材作成は「民」のイニシアティブで

米国： NPO 全国的ボランティア団体

英国： 企業(Epigeum)

日本： 文科省支援下の大学連携
＋ 全国規模の有志参加

MGH (Harvard大学関連病院)
MIT (マサチューセッツ工科大学)
共通の研究倫理審査申請書

and how will it be secured?

What will happen to data when study is complete?

COMPLIANCE, DOCUMENTATION AND REPORTING

Training

All study personnel have completed Collaborative **IRB** Training Initiative (**CITI**) training: Yes No



本研究に参加する全ての研究者等はCITIの学習を修了していますか？

Adverse Event Reporting (Check all that apply.)

Entities with adverse event reporting responsibilities:	PI <input checked="" type="checkbox"/>	Industry Sponsor	Other
Entities to which adverse events and, if applicable, DSMB reports will be reported:	RSA <input checked="" type="checkbox"/>	IRB <input checked="" type="checkbox"/>	FDA
[NOTE: Adverse events must be reported to the RSA program in the same way (using the IRB approved adverse event form) and in the same timeframes as mandated by the IRB . MGH IRB guidelines are available at http://healthcare.partners.org/phsirb/adverse.htm . MIT IRB guidelines are available at http://web.mit.edu/committees/couhes/monitoringandreporting.shtml#adverse.]	NIH	Industry Sponsor	DSMB

Documentation Requirements

Protocol amendments that affect the clinical conduct of the study will be Yes No



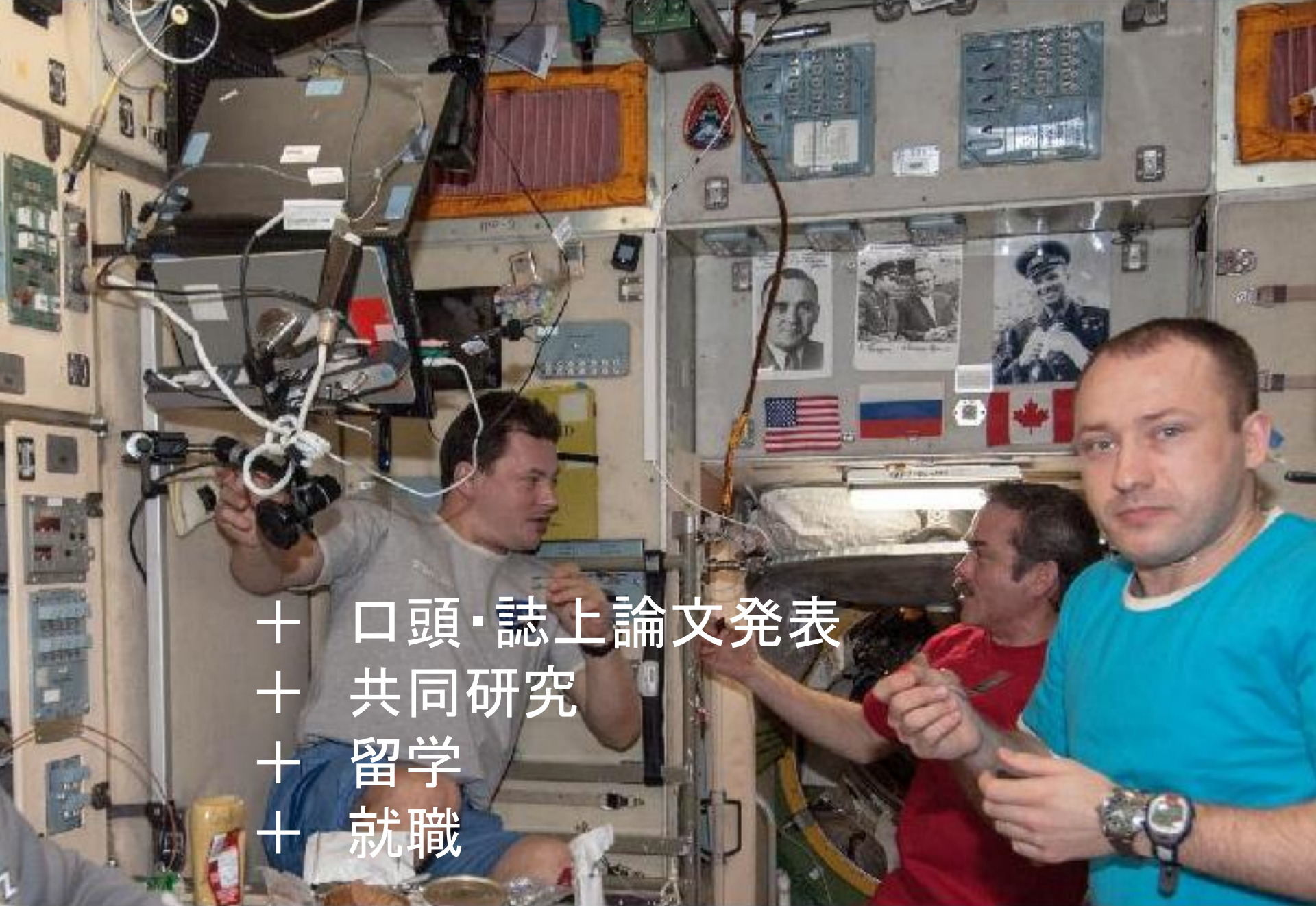
研究者・倫理専門家の合意



Melody Lin (HHS)

lekuni Ichikawa

教材は国際協調の下に、各国の特性を組み入れたものであるべき。



十 口頭・誌上論文発表
十 共同研究
十 留学
十 就職

[Home](#)[About Us](#)[Become a Member](#)[HPS Course](#)[RCR Course](#)[International Course Site](#)[Lab Animal Course](#)[FAQ](#)[Language](#)

Welcome

CITI Login and Registration Page

- i** The CITI Program is a subscription service providing research ethics education to members of the research community. To participate fully, learners must register with a CITI participating organization.

The CITI course is a protected site. If you are a new learner at a participating organization you must register to create your own username and password and gain access to the site.

- i** **New Users** [Register Here](#)
- i** **Already Registered?** [Login Below](#)

Username

Password

[Submit](#)

[Forgot login information](#)

To ensure that all users enjoy rapid response times, access is temporarily limited to 2500 concurrent users. As learners log off others will be permitted to log on. **There are**

- English
- Português
- Español
- Chinese
- Russian
- Japanese
- Thai
- French
- Korean

独自

