平成２０年４月21日
文部科学省　児童生徒課

# 「学校図書館図書関係予算措置状況調べ（平成18、19年度）」の結果について（概要）

このたび、文部科学省では、学校図書館図書の地方財政措置※1に関する予算措置状況調査を行い、その結果をとりまとめました。

## Ⅰ　基準財政需要額※2に対する予算措置率の状況

| | 平成　18　年　度 | | | 平成　19　年　度 | | |
|---|---|---|---|---|---|---|
| | 予　算　額 | 基準財政需要額 | 措 置 率 | 予　算　額 | 基準財政需要額 | 措 置 率 |
| 小　学　校 | 95億3400万円 | 71億2800万円 | 133.8% | 93億4000万円 | 108億8400万円 | 85.8% |
| 中　学　校 | 63億　700万円 | 60億　100万円 | 105.1% | 62億5300万円 | 91億 300万円 | 68.7% |
| 設置者　計 | 158億4100万円 | 131億2900万円 | 120.7% | 155億9300万円 | 199億8700万円 | 78.0% |

## Ⅱ　予算措置率別設置者数（小中学校を設置する市町村等）

《平成18年度》

| | | 予　算　措　置　率 | | | | | | 合　計 |
|---|---|---|---|---|---|---|---|---|
| | | 20%未満 | 20%以上 40%未満 | 40%以上 60%未満 | 60%以上 80%未満 | 80%以上 100%未満 | 100%以上 | |
| 設置者数（割合） | 小・中学校 | 30 (1.6%) | 127 (6.8%) | 201 (10.7%) | 254 (13.6%) | 348 (18.6%) | 910 (48.7%) | 1870 (100%) |
| | 小　学　校 | 31 (1.7%) | 107 (5.8%) | 173 (9.4%) | 208 (11.2%) | 268 (14.5%) | 1063 (57.5%) | 1850 (100%) |
| | 中　学　校 | 53 (2.9%) | 187 (10.1%) | 267 (14.4%) | 349 (18.8%) | 376 (20.3%) | 622 (33.5%) | 1854 (100%) |

《平成19年度》

| | | 予　算　措　置　率 | | | | | | 合　計 |
|---|---|---|---|---|---|---|---|---|
| | | 20%未満 | 20%以上 40%未満 | 40%以上 60%未満 | 60%以上 80%未満 | 80%以上 100%未満 | 100%以上 | |
| 設置者数（割合） | 小・中学校 | 92 (4.9%) | 314 (16.8%) | 410 (21.9%) | 474 (25.3%) | 249 (13.3%) | 332 (17.7%) | 1871 (100%) |
| | 小　学　校 | 77 (4.2%) | 263 (14.2%) | 342 (18.5%) | 443 (23.9%) | 264 (14.3%) | 461 (24.9%) | 1850 (100%) |
| | 中　学　校 | 138 (7.4%) | 403 (21.7%) | 516 (27.8%) | 428 (23.1%) | 171 (9.2%) | 199 (10.7%) | 1855 (100%) |

※1　学校図書館図書の地方財政措置

学校図書館図書費については、「学校図書館図書整備5か年計画」に基づき地方財政措置を行っており、平成14年度～平成18年度の5年間では単年度約130億円（総額約650億円）、平成19年度～平成23年度の5年間では単年度約200億円（総額約1000億円）を措置することとしている。

※2　基準財政需要額

各地方公共団体が、合理的かつ妥当な水準における行政を行い、又は施設を維持するための財政需要を算定した額で、普通交付税措置の算定基礎となる。各地方公共団体の基準財政需要額は、各行政項目毎に次の算式により算出される。

基準財政需要額＝単位費用（測定単位1当たり費用）×測定単位×補正係数（寒冷補正等）

【学校図書館図書費に係る単位費用措置額（標準校当たり措置額）】

《18年度》

| 学校種別 | 測定単位 | 積算内容 | 単位費用 |
|---|---|---|---|
| 小学校 | 学級数 | 18学級 | 451千円 |
| 中学校 | 学級数 | 15学級 | 767千円 |

※全国措置額　約130億円

《19年度》

| 学校種別 | 測定単位 | 積算内容 | 単位費用 |
|---|---|---|---|
| 小学校 | 学級数 | 18学級 | 688千円 |
| 中学校 | 学級数 | 15学級 | 1162千円 |

※全国措置額　約200億円

# 予算措置率別設置者数（小中学校を設置する市町村等）

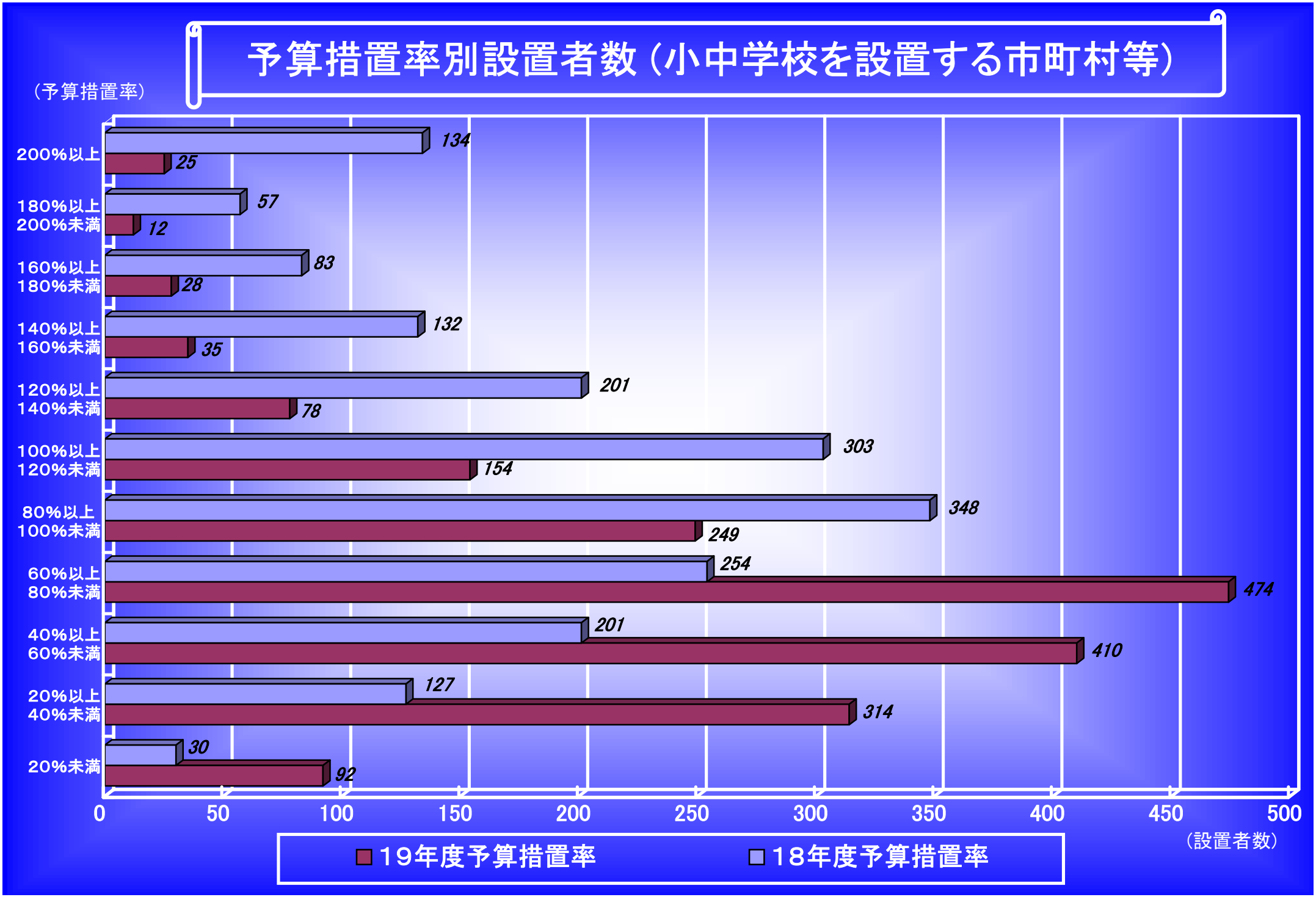

# 予算措置額が基準財政需要額に満たない理由について

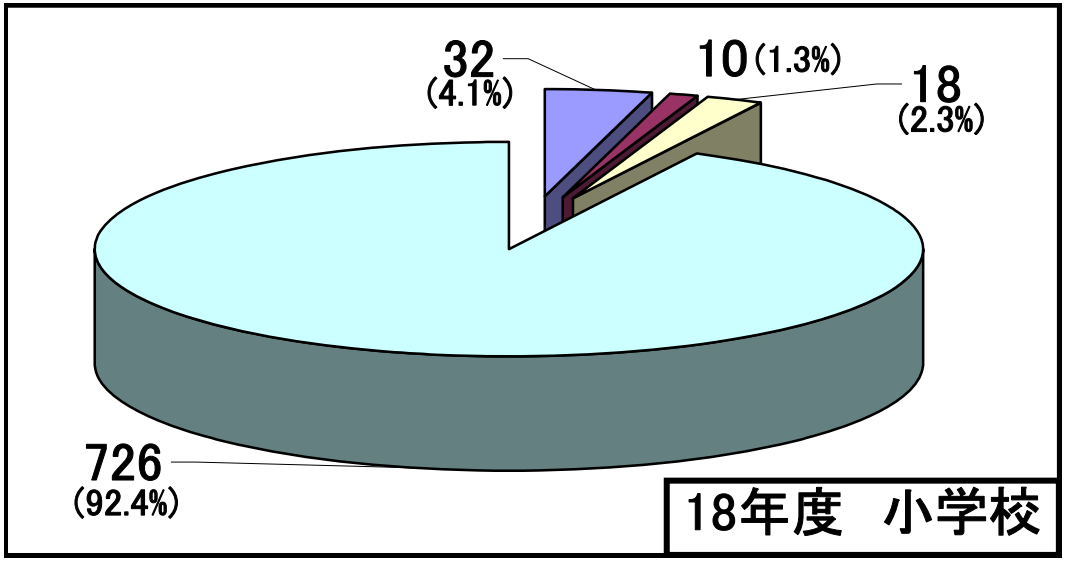


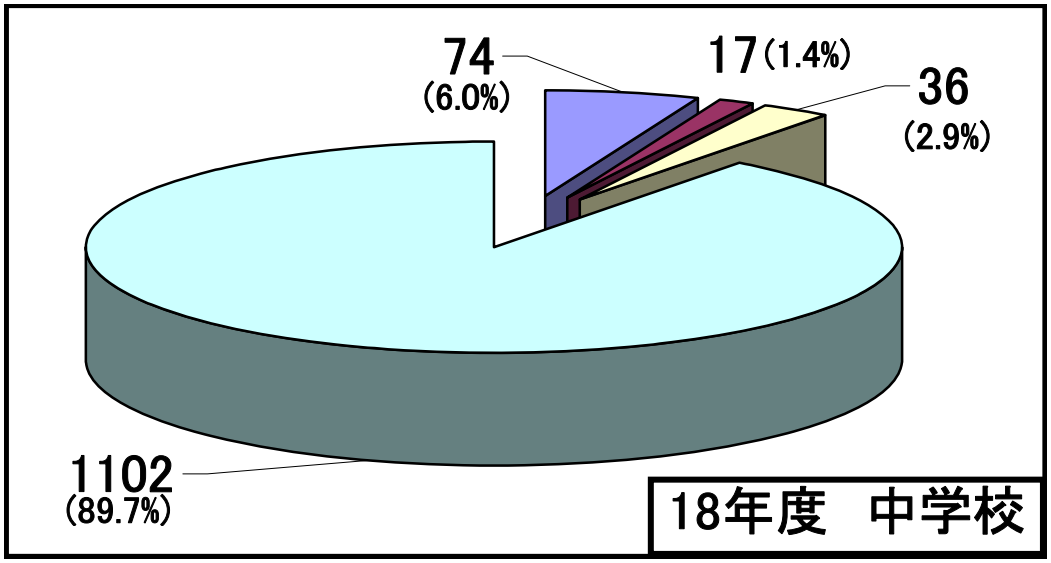


■学校図書館図書標準を達成したため
■前年度以前に集中的に図書を整備したため
■校舎建築等施設の整備をしたため
■その他の財政事情のため（・他の教育費に予算を集中，・当該自治体全体としての財政状況の厳しさ，等）

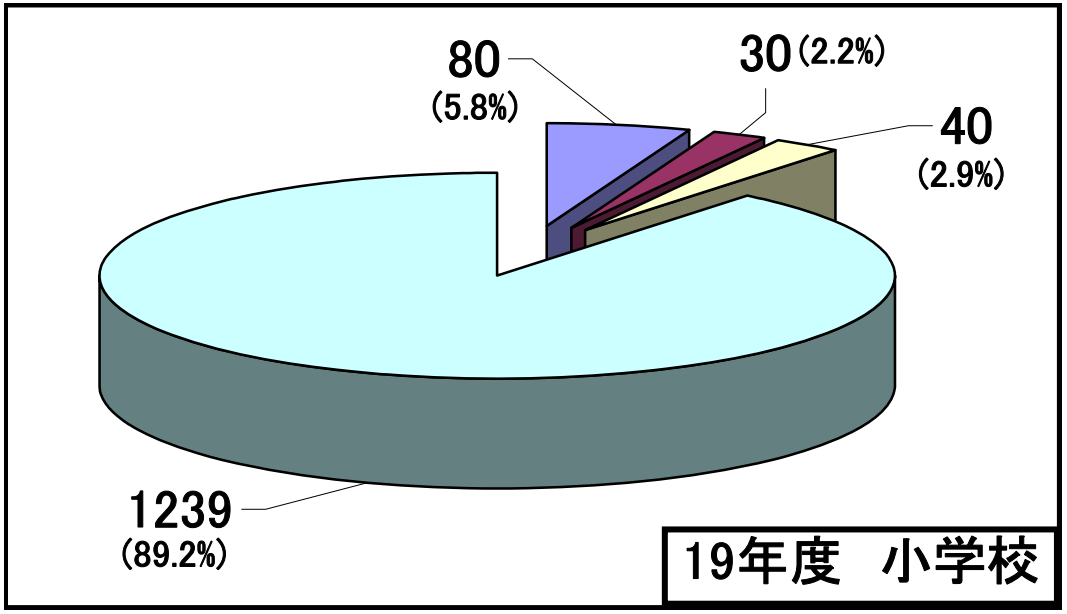


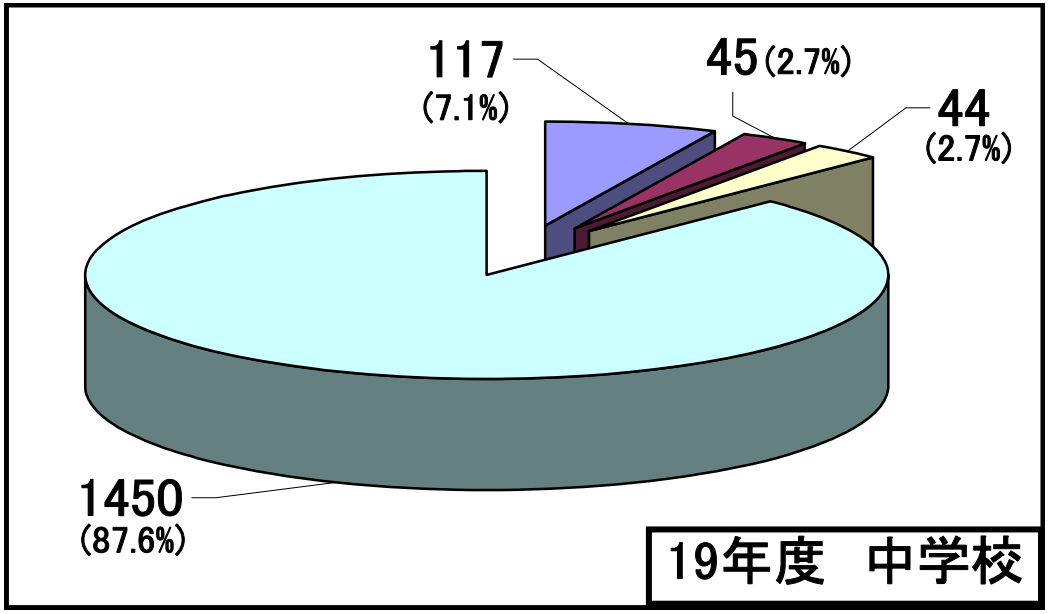

# 基準財政需要額に対する予算措置率の状況（小・中学校）

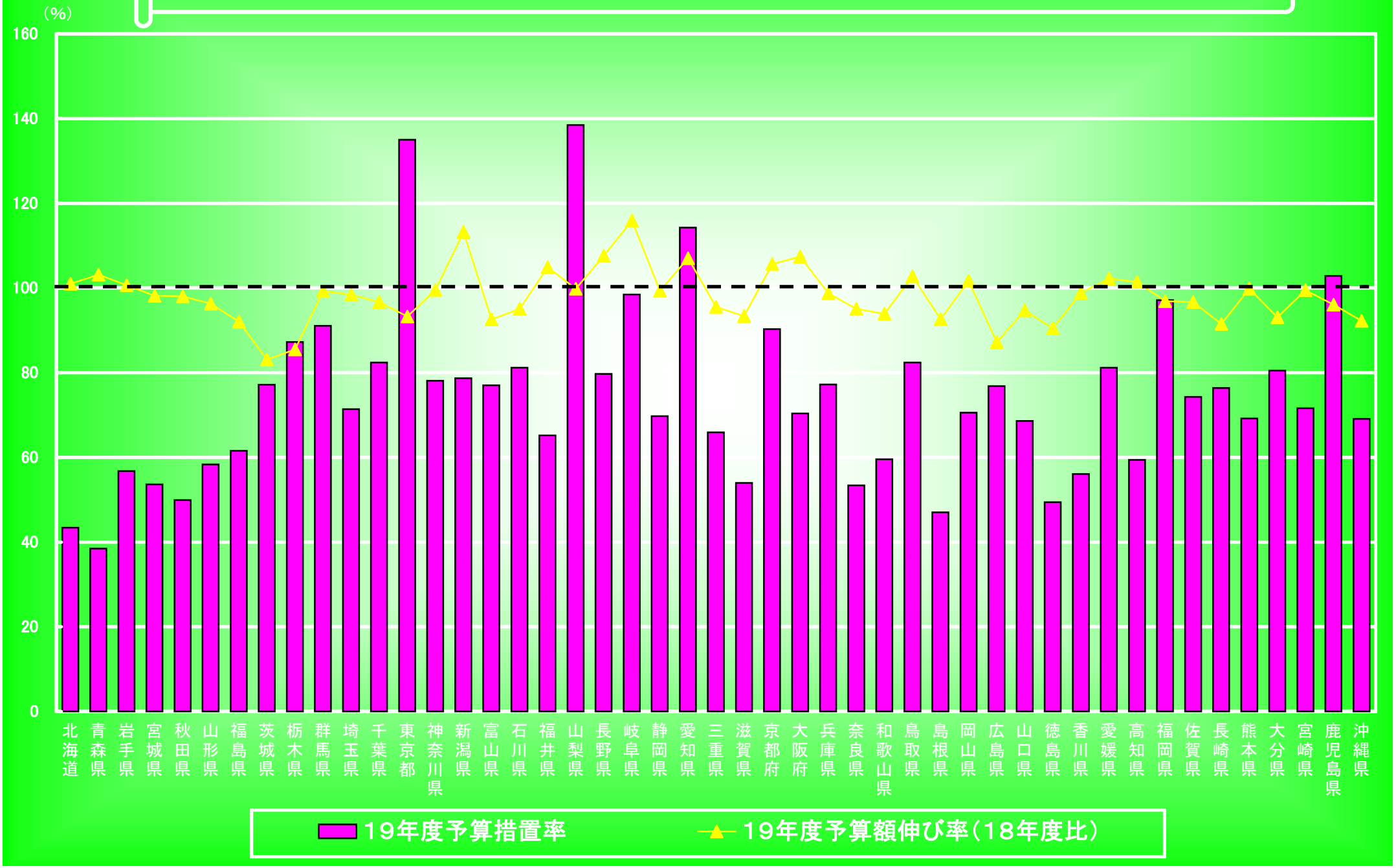

# 小・中学校　分

（注１）設置者について
　設置者については、平成１８年５月１日時点の市区町村等で整理しているため、それ以降に合併のあった市町村については、市町村名の頭に「(旧)」をつけ、黄色網掛けで表示しています。

（注２）「予算措置率が１００％未満の理由」について
　予算措置額が基準財政需要額よりも低額な場合、その理由を番号で記入しています。番号毎の内容は下記のとおりです。

１　学校図書館図書標準を達成したため
２　前年度以前に集中的に図書を整備したため
３　校舎建築等施設の整備をしたため
４　その他の財政事情のため
（Ex　・図書費以外の教育費に集中的に予算措置したため，
・独自の年次計画をたてて予算措置しているため，
・不交付団体であり、基準財政需要額は考慮していないため，
・図書費への地方財政措置が増えても、当該自治体の財政状況全般が厳しく、図書費の増額につながらないため，等）

# ○ 小・中学校

## 【全国】

## 【小・中学校分集計表】

| 番号 | 設置者名 | 18年度 図書購入費（予算額） 小 (A) | 18年度 図書購入費（予算額） 中 (B) | 18年度 図書購入費（予算額） 計 (C) | おおよその基準財政需要額（18’） 小 (D) | おおよその基準財政需要額（18’） 中 (E) | おおよその基準財政需要額（18’） 計 (F) | 予算措置率 小 (A)／(D) (G) | 予算措置率 中 (B)／(E) (H) | 予算措置率 計 (C)／(F) (I) | 19年度 図書購入費（予算額） 小 (J) | 19年度 図書購入費（予算額） 中 (K) | 19年度 図書購入費（予算額） 計 (L) | おおよその基準財政需要額（19’） 小 (M) | おおよその基準財政需要額（19’） 中 (N) | おおよその基準財政需要額（19’） 計 (O) | 予算措置率 小 (J)／(M) (P) | 予算措置率 中 (K)／(N) (Q) | 予算措置率 計 (L)／(O) (R) | 18’予算額との比較（伸び率） 小 (J)/(A) (S) | 18’予算額との比較（伸び率） 中 (K)/(B) (T) | 18’予算額との比較（伸び率） 計 (L)/(C) (U) |
|---|---|---|---|---|---|---|---|---|---|---|---|---|---|---|---|---|---|---|---|---|---|---|
| | | 千円 | 千円 | 千円 | 千円 | 千円 | 千円 | % | % | % | 千円 | 千円 | 千円 | 千円 | 千円 | 千円 | % | % | % | % | % | % |
| 1 | 北海道 | 337,580.2 | 266,991.2 | 604,571.4 | 475,729.8 | 439,081.9 | 914,811.8 | 71.0 | 60.8 | 66.1 | 336,000.2 | 274,416.4 | 610,416.6 | 734,516.4 | 672,333.2 | 1,406,849.6 | 45.7 | 40.8 | 43.4 | 99.5 | 102.8 | 101.0 |
| 2 | 青森県 | 67,142.4 | 55,946.7 | 123,089.1 | 115,992.1 | 102,004.3 | 217,996.4 | 57.9 | 54.8 | 56.5 | 65,753.9 | 61,189.2 | 126,943.1 | 176,074.5 | 154,143.2 | 330,217.7 | 37.3 | 39.7 | 38.4 | 97.9 | 109.4 | 103.1 |
| 3 | 岩手県 | 95,847.9 | 72,539.9 | 168,387.8 | 105,185.7 | 92,853.0 | 198,038.7 | 91.1 | 78.1 | 85.0 | 98,298.4 | 71,140.0 | 169,438.4 | 160,277.2 | 138,355.5 | 298,632.7 | 61.3 | 51.4 | 56.7 | 102.6 | 98.1 | 100.6 |
| 4 | 宮城県 | 134,291.5 | 103,024.2 | 237,315.7 | 153,264.8 | 137,906.6 | 291,171.4 | 87.6 | 74.7 | 81.5 | 131,246.2 | 101,633.3 | 232,879.5 | 234,952.0 | 199,244.3 | 434,196.3 | 55.9 | 51.0 | 53.6 | 97.7 | 98.6 | 98.1 |
| 5 | 秋田県 | 70,148.0 | 49,553.3 | 119,701.3 | 83,768.2 | 71,786.1 | 155,554.3 | 83.7 | 69.0 | 77.0 | 69,354.4 | 47,978.1 | 117,332.5 | 126,871.0 | 108,306.1 | 235,177.2 | 54.7 | 44.3 | 49.9 | 98.9 | 96.8 | 98.0 |
| 6 | 山形県 | 102,355.2 | 64,010.6 | 166,365.8 | 98,465.8 | 83,393.4 | 181,859.2 | 103.9 | 76.8 | 91.5 | 99,028.0 | 61,131.0 | 160,159.0 | 148,569.8 | 126,115.7 | 274,685.5 | 66.7 | 48.5 | 58.3 | 96.7 | 95.5 | 96.3 |
| 7 | 福島県 | 146,131.2 | 125,245.1 | 271,376.3 | 142,992.1 | 125,261.3 | 268,253.4 | 102.2 | 100.0 | 101.2 | 140,020.4 | 109,770.7 | 249,791.1 | 216,727.6 | 189,212.3 | 405,940.0 | 64.6 | 58.0 | 61.5 | 95.8 | 87.6 | 92.0 |
| 8 | 茨城県 | 260,881.3 | 181,112.7 | 441,994.0 | 169,500.8 | 144,963.0 | 314,463.8 | 153.9 | 124.9 | 140.6 | 218,271.0 | 148,915.1 | 367,186.1 | 257,503.1 | 218,262.3 | 475,765.4 | 84.8 | 68.2 | 77.2 | 83.7 | 82.2 | 83.1 |
| 9 | 栃木県 | 197,384.2 | 136,437.5 | 333,821.7 | 116,608.6 | 100,170.2 | 216,778.8 | 169.3 | 136.2 | 154.0 | 173,410.4 | 111,949.5 | 285,359.9 | 177,274.7 | 149,743.1 | 327,017.7 | 97.8 | 74.8 | 87.3 | 87.9 | 82.1 | 85.5 |
| 10 | 群馬県 | 174,611.7 | 121,651.8 | 296,263.5 | 112,299.0 | 100,425.9 | 212,724.9 | 155.5 | 121.1 | 139.3 | 172,067.7 | 122,036.3 | 294,104.0 | 170,776.9 | 152,144.5 | 322,921.4 | 100.8 | 80.2 | 91.1 | 98.5 | 100.3 | 99.3 |
| 11 | 埼玉県 | 417,694.8 | 274,254.1 | 691,948.9 | 332,988.3 | 292,431.5 | 625,419.9 | 125.4 | 93.8 | 110.6 | 406,468.4 | 274,255.3 | 680,723.7 | 507,782.2 | 446,053.1 | 953,835.3 | 80.0 | 61.5 | 71.4 | 97.3 | 100.0 | 98.4 |
| 12 | 千葉県 | 450,652.8 | 262,523.9 | 713,176.7 | 300,516.3 | 245,082.1 | 545,598.4 | 150.0 | 107.1 | 130.7 | 430,149.1 | 259,334.4 | 689,483.5 | 461,380.4 | 375,558.4 | 836,938.8 | 93.2 | 69.1 | 82.4 | 95.5 | 98.8 | 96.7 |
| 13 | 東京都 | 1,140,479.8 | 655,397.6 | 1,795,877.4 | 464,254.4 | 345,098.9 | 809,353.3 | 245.7 | 189.9 | 221.9 | 1,070,812.4 | 603,805.1 | 1,674,617.5 | 711,002.1 | 529,407.2 | 1,240,409.3 | 150.6 | 114.1 | 135.0 | 93.9 | 92.1 | 93.2 |
| 14 | 神奈川県 | 520,349.7 | 363,003.7 | 883,353.4 | 409,533.1 | 321,475.3 | 731,008.3 | 127.1 | 112.9 | 120.8 | 518,930.7 | 360,114.6 | 879,045.3 | 628,793.8 | 496,948.7 | 1,125,742.4 | 82.5 | 72.5 | 78.1 | 99.7 | 99.2 | 99.5 |
| 15 | 新潟県 | 184,891.5 | 130,234.4 | 315,125.9 | 161,277.6 | 137,221.4 | 298,499.0 | 114.6 | 94.9 | 105.6 | 209,995.6 | 146,847.2 | 356,842.8 | 245,409.6 | 208,036.7 | 453,446.3 | 85.6 | 70.6 | 78.7 | 113.6 | 112.8 | 113.2 |
| 16 | 富山県 | 87,726.3 | 61,995.3 | 149,721.6 | 65,029.2 | 53,342.3 | 118,371.5 | 134.9 | 116.2 | 126.5 | 81,259.1 | 57,323.2 | 138,582.3 | 98,915.3 | 81,022.4 | 179,937.7 | 82.2 | 70.7 | 77.0 | 92.6 | 92.5 | 92.6 |
| 17 | 石川県 | 109,798.5 | 67,052.1 | 176,850.6 | 74,537.8 | 61,129.9 | 135,667.7 | 147.3 | 109.7 | 130.4 | 104,010.4 | 64,127.8 | 168,138.2 | 113,466.5 | 93,657.2 | 207,123.7 | 91.7 | 68.5 | 81.2 | 94.7 | 95.6 | 95.1 |
| 18 | 福井県 | 55,137.3 | 37,442.0 | 92,579.3 | 53,556.3 | 44,511.6 | 98,067.8 | 103.0 | 84.1 | 94.4 | 60,566.0 | 36,540.0 | 97,106.0 | 81,875.8 | 67,148.1 | 149,023.9 | 74.0 | 54.4 | 65.2 | 109.8 | 97.6 | 104.9 |
| 19 | 山梨県 | 137,192.0 | 82,286.1 | 219,478.1 | 55,961.6 | 48,096.0 | 104,057.6 | 245.2 | 171.1 | 210.9 | 139,067.6 | 79,975.0 | 219,042.6 | 84,352.6 | 73,849.0 | 158,201.6 | 164.9 | 108.3 | 138.5 | 101.4 | 97.2 | 99.8 |
| 20 | 長野県 | 194,862.0 | 126,736.6 | 321,598.6 | 147,777.7 | 137,098.7 | 284,876.4 | 131.9 | 92.4 | 112.9 | 208,694.6 | 137,411.8 | 346,106.4 | 225,320.0 | 208,795.9 | 434,115.9 | 92.6 | 65.8 | 79.7 | 107.1 | 108.4 | 107.6 |
| 21 | 岐阜県 | 178,942.3 | 118,373.6 | 297,315.9 | 121,572.8 | 108,423.1 | 229,995.9 | 147.2 | 109.2 | 129.3 | 184,839.1 | 159,752.7 | 344,591.8 | 186,155.3 | 163,795.4 | 349,950.8 | 99.3 | 97.5 | 98.5 | 103.3 | 135.0 | 115.9 |
| 22 | 静岡県 | 213,094.0 | 160,978.7 | 374,072.7 | 185,308.4 | 166,362.3 | 351,670.7 | 115.0 | 96.8 | 106.4 | 216,885.0 | 154,713.2 | 371,598.2 | 282,940.4 | 250,115.2 | 533,055.6 | 76.7 | 61.9 | 69.7 | 101.8 | 96.1 | 99.3 |
| 23 | 愛知県 | 655,808.9 | 476,716.0 | 1,132,524.9 | 377,441.9 | 311,310.0 | 688,751.9 | 173.8 | 153.1 | 164.4 | 702,368.2 | 509,601.4 | 1,211,969.6 | 582,583.1 | 478,372.2 | 1,060,955.3 | 120.6 | 106.5 | 114.2 | 107.1 | 106.9 | 107.0 |
| 24 | 三重県 | 130,925.9 | 82,241.1 | 213,167.0 | 112,549.6 | 91,017.3 | 203,566.9 | 116.3 | 90.4 | 104.7 | 123,212.9 | 80,406.9 | 203,619.8 | 171,350.2 | 137,503.3 | 308,853.6 | 71.9 | 58.5 | 65.9 | 94.1 | 97.8 | 95.5 |
| 25 | 滋賀県 | 83,663.7 | 51,215.7 | 134,879.4 | 82,883.8 | 70,257.2 | 153,141.0 | 100.9 | 72.9 | 88.1 | 79,963.6 | 45,964.2 | 125,927.8 | 127,050.7 | 106,284.3 | 233,334.9 | 62.9 | 43.2 | 54.0 | 95.6 | 89.7 | 93.4 |
| 26 | 京都府 | 201,644.3 | 114,534.4 | 316,178.8 | 135,608.2 | 106,996.5 | 242,604.7 | 148.7 | 107.0 | 130.3 | 209,809.5 | 124,188.9 | 333,998.5 | 207,852.4 | 162,168.7 | 370,021.2 | 100.9 | 76.6 | 90.3 | 104.0 | 108.4 | 105.6 |
| 27 | 大阪府 | 508,747.7 | 295,664.2 | 804,411.9 | 444,134.8 | 355,888.0 | 800,022.8 | 114.5 | 83.1 | 100.5 | 544,724.9 | 319,226.5 | 863,951.4 | 679,973.3 | 548,309.1 | 1,228,282.4 | 80.1 | 58.2 | 70.3 | 107.1 | 108.0 | 107.4 |
| 28 | 兵庫県 | 389,078.7 | 258,685.7 | 647,764.4 | 300,776.9 | 245,373.5 | 546,150.4 | 129.4 | 105.4 | 118.6 | 375,276.8 | 264,406.2 | 639,683.0 | 458,743.1 | 369,825.9 | 828,569.0 | 81.8 | 71.5 | 77.2 | 96.5 | 102.2 | 98.8 |
| 29 | 奈良県 | 74,384.0 | 55,282.0 | 129,666.0 | 82,652.2 | 69,556.4 | 152,208.6 | 90.0 | 79.5 | 85.2 | 71,160.0 | 52,123.6 | 123,283.6 | 124,950.2 | 106,000.7 | 230,950.9 | 57.0 | 49.2 | 53.4 | 95.7 | 94.3 | 95.1 |
| 30 | 和歌山県 | 69,577.1 | 46,378.1 | 115,955.2 | 66,221.8 | 56,502.3 | 122,724.2 | 105.1 | 82.1 | 94.5 | 66,114.8 | 42,755.3 | 108,870.1 | 99,568.9 | 83,199.2 | 182,768.1 | 66.4 | 51.4 | 59.6 | 95.0 | 92.2 | 93.9 |
| 31 | 鳥取県 | 53,718.1 | 37,223.4 | 90,941.5 | 40,717.8 | 34,847.4 | 75,565.2 | 131.9 | 106.8 | 120.3 | 54,766.0 | 38,679.0 | 93,445.0 | 61,434.6 | 51,956.9 | 113,391.5 | 89.1 | 74.4 | 82.4 | 102.0 | 103.9 | 102.8 |
| 32 | 島根県 | 44,668.2 | 31,465.9 | 76,134.1 | 55,222.4 | 44,741.7 | 99,964.1 | 80.9 | 70.3 | 76.2 | 41,495.7 | 29,030.2 | 70,525.9 | 83,209.8 | 66,853.7 | 150,063.5 | 49.9 | 43.4 | 47.0 | 92.9 | 92.3 | 92.6 |
| 33 | 岡山県 | 137,263.8 | 83,853.8 | 221,117.6 | 116,408.1 | 93,778.5 | 210,186.6 | 117.9 | 89.4 | 105.2 | 134,467.9 | 90,409.0 | 224,876.9 | 177,140.8 | 141,470.8 | 318,611.6 | 75.9 | 63.9 | 70.6 | 98.0 | 107.8 | 101.7 |
| 34 | 広島県 | 259,969.4 | 138,416.4 | 398,385.8 | 165,081.0 | 131,745.0 | 296,826.1 | 157.5 | 105.1 | 134.2 | 214,627.6 | 132,757.0 | 347,384.6 | 252,293.4 | 199,987.9 | 452,281.4 | 85.1 | 66.4 | 76.8 | 82.6 | 95.9 | 87.2 |
| 35 | 山口県 | 94,755.9 | 80,543.9 | 175,299.8 | 85,163.8 | 74,194.5 | 159,358.3 | 111.3 | 108.6 | 110.0 | 89,082.7 | 76,879.4 | 165,962.1 | 130,070.2 | 111,939.3 | 242,009.6 | 68.5 | 68.7 | 68.6 | 94.0 | 95.5 | 94.7 |
| 36 | 徳島県 | 41,455.0 | 31,824.2 | 73,279.2 | 48,282.1 | 40,702.1 | 88,984.2 | 85.9 | 78.2 | 82.4 | 37,562.2 | 28,738.7 | 66,300.9 | 73,692.4 | 60,493.7 | 134,186.2 | 51.0 | 47.5 | 49.4 | 90.6 | 90.3 | 90.5 |
| 37 | 香川県 | 56,687.0 | 33,845.9 | 90,532.9 | 58,454.6 | 46,889.3 | 105,343.9 | 97.0 | 72.2 | 85.9 | 55,752.0 | 33,715.0 | 89,467.0 | 88,713.8 | 70,804.5 | 159,518.3 | 62.8 | 47.6 | 56.1 | 98.4 | 99.6 | 98.8 |
| 38 | 愛媛県 | 113,999.0 | 80,269.0 | 194,268.0 | 88,872.1 | 72,711.6 | 161,583.7 | 128.3 | 110.4 | 120.2 | 115,534.0 | 83,013.0 | 198,547.0 | 135,039.1 | 109,615.3 | 244,654.4 | 85.6 | 75.7 | 81.2 | 101.3 | 103.4 | 102.2 |
| 39 | 高知県 | 53,122.5 | 34,079.9 | 87,202.4 | 56,570.4 | 41,622.5 | 98,193.0 | 93.9 | 81.9 | 88.8 | 52,314.1 | 36,127.3 | 88,441.4 | 85,545.2 | 63,336.7 | 148,881.9 | 61.2 | 57.0 | 59.4 | 98.5 | 106.0 | 101.4 |
| 40 | 福岡県 | 424,900.2 | 296,291.3 | 721,191.5 | 252,835.6 | 219,464.3 | 472,299.9 | 168.1 | 135.0 | 152.7 | 413,374.0 | 285,183.0 | 698,557.0 | 387,000.0 | 332,099.6 | 719,099.6 | 106.8 | 85.9 | 97.1 | 97.3 | 96.3 | 96.9 |
| 41 | 佐賀県 | 66,548.3 | 46,851.7 | 113,400.1 | 52,065.4 | 44,930.9 | 96,996.3 | 127.8 | 104.3 | 116.9 | 64,248.8 | 45,378.0 | 109,626.8 | 78,791.3 | 68,798.1 | 147,589.4 | 81.5 | 66.0 | 74.3 | 96.5 | 96.9 | 96.7 |
| 42 | 長崎県 | 129,010.0 | 91,018.0 | 220,028.0 | 92,740.6 | 82,790.0 | 175,530.6 | 139.1 | 109.9 | 125.4 | 120,838.0 | 80,451.0 | 201,289.0 | 139,660.2 | 123,962.2 | 263,622.3 | 86.5 | 64.9 | 76.4 | 93.7 | 88.4 | 91.5 |
| 43 | 熊本県 | 130,713.4 | 90,495.8 | 221,209.2 | 113,952.7 | 97,255.6 | 211,208.3 | 114.7 | 93.0 | 104.7 | 129,934.1 | 90,821.1 | 220,755.2 | 172,840.9 | 146,257.1 | 319,098.0 | 75.2 | 62.1 | 69.2 | 99.4 | 100.4 | 99.8 |
| 44 | 大分県 | 104,329.0 | 67,968.6 | 172,297.6 | 72,996.9 | 59,662.4 | 132,659.2 | 142.9 | 113.9 | 129.9 | 96,678.8 | 63,661.4 | 160,340.2 | 110,580.7 | 88,629.6 | 199,210.3 | 87.4 | 71.8 | 80.5 | 92.7 | 93.7 | 93.1 |
| 45 | 宮崎県 | 88,025.2 | 58,602.1 | 146,627.3 | 71,453.4 | 63,425.8 | 134,879.2 | 123.2 | 92.4 | 108.7 | 89,111.0 | 56,773.0 | 145,884.0 | 108,222.4 | 95,524.1 | 203,746.5 | 82.3 | 59.4 | 71.6 | 101.2 | 96.9 | 99.5 |
| 46 | 鹿児島県 | 224,465.9 | 126,682.6 | 351,148.5 | 117,495.5 | 103,069.5 | 220,565.0 | 191.0 | 122.9 | 159.2 | 211,311.2 | 125,947.4 | 337,258.6 | 177,037.7 | 150,897.3 | 327,935.0 | 119.4 | 83.5 | 102.8 | 94.1 | 99.4 | 96.0 |
| 47 | 沖縄県 | 119,266.0 | 80,314.5 | 199,580.5 | 91,277.4 | 83,746.2 | 175,023.6 | 130.7 | 95.9 | 114.0 | 111,521.4 | 72,516.2 | 184,037.6 | 139,625.8 | 126,704.5 | 266,330.3 | 79.9 | 57.2 | 69.1 | 93.5 | 90.3 | 92.2 |
| | 合 計 | 9,533,921.9 | 6,307,255.4 | 15,841,177.2 | 7,127,979.4 | 6,000,597.1 | 13,128,576.5 | 133.8 | 105.1 | 120.7 | 9,340,378.8 | 6,253,112.6 | 15,593,491.5 | 10,883,907.6 | 9,103,242.5 | 19,987,150.0 | 85.8 | 68.7 | 78.0 | 98.0 | 99.1 | 98.4 |

| 番号 | 設置者名 | 18年度 図書購入費（予算額） 小 (A) | 中 (B) | 計 (C) | おおよその基準財政需要額（18’） 小 (D) | 中 (E) | 計 (F) | 予算措置率 小 (A)／(D) (G) | 中 (B)／(E) (H) | 計 (C)／(F) (I) | 予算措置率が100%未満の理由 番号（1～4） 小 | 中 | 19年度 図書購入費（予算額） 小 (J) | 中 (K) | 計 (L) | おおよその基準財政需要額（19’） 小 (M) | 中 (N) | 計 (O) | 予算措置率 小 (J)／(M) (P) | 中 (K)／(N) (Q) | 計 (L)／(O) (R) | 予算措置率が100%未満の理由 番号（1～4） 小 | 中 | 18’予算額との比較（伸び率） 小 (J)/(A) (S) | 中 (K)/(B) (T) | 計 (L)/(C) (U) |
|---|---|---|---|---|---|---|---|---|---|---|---|---|---|---|---|---|---|---|---|---|---|---|---|---|---|---|
| | | 千円 | 千円 | 千円 | 千円 | 千円 | 千円 | % | % | % | | | 千円 | 千円 | 千円 | 千円 | 千円 | 千円 | % | % | % | | | % | % | % |
| 1 | 札幌市 | 125,686.0 | 97,831.0 | 223,517.0 | 116,934.3 | 109,271.9 | 226,206.2 | 107.5 | 89.5 | 98.8 | | 4 | 125,686.0 | 105,069.0 | 230,755.0 | 181,670.2 | 167,560.4 | 349,230.6 | 69.2 | 62.7 | 66.1 | 4 | 4 | 100.0 | 107.4 | 103.2 |
| 2 | 江別市 | 7,000.0 | 7,000.0 | 14,000.0 | 10,297.8 | 10,891.4 | 21,189.2 | 68.0 | 64.3 | 66.1 | 4 | 4 | 7,000.0 | 7,000.0 | 14,000.0 | 15,671.1 | 16,577.9 | 32,249.0 | 44.7 | 42.2 | 43.4 | 4 | 4 | 100.0 | 100.0 | 100.0 |
| 3 | 千歳市 | 9,578.0 | 5,618.0 | 15,196.0 | 7,917.6 | 6,749.6 | 14,667.2 | 121.0 | 83.2 | 103.6 | | 4 | 12,223.0 | 10,866.0 | 23,089.0 | 12,154.7 | 10,458.0 | 22,612.7 | 100.6 | 103.9 | 102.1 | | | 127.6 | 193.4 | 151.9 |
| 4 | 恵庭市 | 14,883.2 | 5,815.0 | 20,698.2 | 5,086.3 | 5,215.6 | 10,301.9 | 292.6 | 111.5 | 200.9 | | | 14,624.0 | 5,601.0 | 20,225.0 | 7,835.6 | 7,979.1 | 15,814.6 | 186.6 | 70.2 | 127.9 | | 4 | 98.3 | 96.3 | 97.7 |
| 5 | 北広島市 | 2,565.0 | 1,795.0 | 4,360.0 | 5,111.3 | 5,062.2 | 10,173.5 | 50.2 | 35.5 | 42.9 | 4 | 4 | 2,565.0 | 1,795.0 | 4,360.0 | 7,950.2 | 7,669.2 | 15,619.4 | 32.3 | 23.4 | 27.9 | 4 | 4 | 100.0 | 100.0 | 100.0 |
| 6 | 石狩市 | 3,966.0 | 3,423.0 | 7,389.0 | 5,186.5 | 5,215.6 | 10,402.1 | 76.5 | 65.6 | 71.0 | 4 | 4 | 4,039.0 | 3,324.0 | 7,363.0 | 8,026.7 | 7,979.1 | 16,005.7 | 50.3 | 41.7 | 46.0 | 4 | 4 | 101.8 | 97.1 | 99.6 |
| 7 | 当別町 | 2,580.0 | 2,484.0 | 5,064.0 | 2,405.3 | 2,556.7 | 4,962.0 | 107.3 | 97.2 | 102.1 | | 4 | 643.0 | 597.0 | 1,240.0 | 3,516.4 | 3,873.3 | 7,389.8 | 18.3 | 15.4 | 16.8 | 4 | 4 | 24.9 | 24.0 | 24.5 |
| 8 | 新篠津村 | 300.0 | 400.0 | 700.0 | 375.8 | 409.1 | 784.9 | 79.8 | 97.8 | 89.2 | 4 | 4 | 650.0 | 350.0 | 1,000.0 | 573.3 | 619.7 | 1,193.1 | 113.4 | 56.5 | 83.8 | | 4 | 216.7 | 87.5 | 142.9 |
| 9 | 函館市 | 5,386.0 | 6,597.0 | 11,983.0 | 16,762.2 | 15,749.1 | 32,511.2 | 32.1 | 41.9 | 36.9 | 4 | 4 | 5,386.0 | 6,597.0 | 11,983.0 | 25,532.4 | 23,549.9 | 49,082.3 | 21.1 | 28.0 | 24.4 | 4 | 4 | 100.0 | 100.0 | 100.0 |
| 10 | 北斗市 | 2,986.0 | 2,266.0 | 5,252.0 | 4,434.8 | 3,783.9 | 8,218.7 | 67.3 | 59.9 | 63.9 | 4 | 4 | 2,971.0 | 2,257.0 | 5,228.0 | 6,841.8 | 5,810.0 | 12,651.8 | 43.4 | 38.8 | 41.3 | 4 | 4 | 99.5 | 99.6 | 99.5 |
| 11 | 松前町 | 615.0 | 200.0 | 815.0 | 1,252.8 | 767.0 | 2,019.8 | 49.1 | 26.1 | 40.4 | 4 | 4 | 580.0 | 200.0 | 780.0 | 1,949.3 | 1,084.5 | 3,033.9 | 29.8 | 18.4 | 25.7 | 4 | 4 | 94.3 | 100.0 | 95.7 |
| 12 | 福島町 | 190.0 | 150.0 | 340.0 | 551.2 | 664.7 | 1,216.0 | 34.5 | 22.6 | 28.0 | 4 | 4 | 190.0 | 150.0 | 340.0 | 917.3 | 852.1 | 1,769.5 | 20.7 | 17.6 | 19.2 | 4 | 4 | 100.0 | 100.0 | 100.0 |
| 13 | 知内町 | 599.3 | 379.3 | 978.6 | 726.6 | 511.3 | 1,237.9 | 82.5 | 74.2 | 79.1 | 4 | 4 | 585.0 | 380.0 | 965.0 | 1,070.2 | 852.1 | 1,922.4 | 54.7 | 44.6 | 50.2 | 4 | 4 | 97.6 | 100.2 | 98.6 |
| 14 | 木古内町 | 151.0 | 159.0 | 310.0 | 576.3 | 562.5 | 1,138.7 | 26.2 | 28.3 | 27.2 | 4 | 1 | 151.0 | 160.0 | 311.0 | 840.9 | 852.1 | 1,693.0 | 18.0 | 18.8 | 18.4 | 4 | 1 | 100.0 | 100.6 | 100.3 |
| 15 | 七飯町 | 2,400.0 | 1,580.0 | 3,980.0 | 2,630.8 | 1,994.2 | 4,625.0 | 91.2 | 79.2 | 86.1 | 4 | 4 | 2,400.0 | 1,580.0 | 3,980.0 | 3,975.1 | 3,021.2 | 6,996.3 | 60.4 | 52.3 | 56.9 | 4 | 4 | 100.0 | 100.0 | 100.0 |
| 16 | 鹿部町 | 300.0 | 300.0 | 600.0 | 476.1 | 460.2 | 936.3 | 63.0 | 65.2 | 64.1 | 4 | 4 | 300.0 | 300.0 | 600.0 | 726.2 | 619.7 | 1,346.0 | 41.3 | 48.4 | 44.6 | 4 | 4 | 100.0 | 100.0 | 100.0 |
| 17 | 森町 | 1,295.0 | 850.0 | 2,145.0 | 1,904.2 | 1,380.6 | 3,284.8 | 68.0 | 61.6 | 65.3 | 4 | 4 | 1,210.0 | 740.0 | 1,950.0 | 3,019.6 | 2,091.6 | 5,111.2 | 40.1 | 35.4 | 38.2 | 4 | 4 | 93.4 | 87.1 | 90.9 |
| 18 | 八雲町 | 1,136.0 | 990.0 | 2,126.0 | 2,580.7 | 2,096.5 | 4,677.2 | 44.0 | 47.2 | 45.5 | 4 | 4 | 1,047.0 | 790.0 | 1,837.0 | 3,822.2 | 3,176.1 | 6,998.4 | 27.4 | 24.9 | 26.2 | 4 | 4 | 92.2 | 79.8 | 86.4 |
| 19 | 長万部町 | 400.0 | 245.0 | 645.0 | 801.8 | 511.3 | 1,313.1 | 49.9 | 47.9 | 49.1 | 2 | 2 | 400.0 | 245.0 | 645.0 | 1,184.9 | 774.7 | 1,959.6 | 33.8 | 31.6 | 32.9 | 2 | 2 | 100.0 | 100.0 | 100.0 |
| 20 | 江差町 | 410.0 | 256.0 | 666.0 | 1,002.2 | 818.1 | 1,820.4 | 40.9 | 31.3 | 36.6 | 4 | 4 | 420.0 | 250.0 | 670.0 | 1,490.7 | 1,239.5 | 2,730.1 | 28.2 | 20.2 | 24.5 | 4 | 4 | 102.4 | 97.7 | 100.6 |
| 21 | 上ノ国町 | 664.0 | 208.0 | 872.0 | 1,102.4 | 562.5 | 1,664.9 | 60.2 | 37.0 | 52.4 | 4 | 4 | 625.0 | 219.0 | 844.0 | 1,681.8 | 929.6 | 2,611.4 | 37.2 | 23.6 | 32.3 | 4 | 4 | 94.1 | 105.3 | 96.8 |
| 22 | 厚沢部町 | 440.0 | 440.0 | 880.0 | 701.6 | 818.1 | 1,519.7 | 62.7 | 53.8 | 57.9 | 4 | 4 | 340.0 | 390.0 | 730.0 | 993.8 | 1,316.9 | 2,310.7 | 34.2 | 29.6 | 31.6 | 4 | 4 | 77.3 | 88.6 | 83.0 |
| 23 | 乙部町 | 473.0 | 224.0 | 697.0 | 601.3 | 613.6 | 1,214.9 | 78.7 | 36.5 | 57.4 | 4 | 4 | 450.0 | 213.0 | 663.0 | 879.1 | 697.2 | 1,576.3 | 51.2 | 30.6 | 42.1 | 4 | 4 | 95.1 | 95.1 | 95.1 |
| 24 | 奥尻町 | 265.2 | 265.3 | 530.5 | 576.3 | 511.3 | 1,087.6 | 46.0 | 51.9 | 48.8 | 4 | 4 | 233.0 | 267.0 | 500.0 | 879.1 | 697.2 | 1,576.3 | 26.5 | 38.3 | 31.7 | 4 | 4 | 87.9 | 100.6 | 94.3 |
| 25 | 今金町 | 680.0 | 400.0 | 1,080.0 | 1,027.3 | 613.6 | 1,640.9 | 66.2 | 65.2 | 65.8 | 4 | 4 | 450.0 | 300.0 | 750.0 | 1,528.9 | 852.1 | 2,381.0 | 29.4 | 35.2 | 31.5 | 4 | 4 | 66.2 | 75.0 | 69.4 |
| 26 | せたな町 | 970.0 | 300.0 | 1,270.0 | 1,728.8 | 1,329.5 | 3,058.3 | 56.1 | 22.6 | 41.5 | 4 | 4 | 860.0 | 300.0 | 1,160.0 | 2,599.1 | 1,936.7 | 4,535.8 | 33.1 | 15.5 | 25.6 | 4 | 4 | 88.7 | 100.0 | 91.3 |
| 27 | 小樽市 | 3,845.5 | 3,700.0 | 7,545.5 | 9,621.3 | 9,152.9 | 18,774.2 | 40.0 | 40.4 | 40.2 | 4 | 4 | 3,500.0 | 3,500.0 | 7,000.0 | 14,983.1 | 14,176.4 | 29,159.5 | 23.4 | 24.7 | 24.0 | 4 | 4 | 91.0 | 94.6 | 92.8 |
| 28 | 島牧村 | 100.0 | 100.0 | 200.0 | 300.7 | 306.8 | 607.5 | 33.3 | 32.6 | 32.9 | 4 | 4 | 100.0 | 100.0 | 200.0 | 458.7 | 542.3 | 1,000.9 | 21.8 | 18.4 | 20.0 | 4 | 4 | 100.0 | 100.0 | 100.0 |
| 29 | 寿都町 | 140.0 | 70.0 | 210.0 | 476.1 | 357.9 | 834.0 | 29.4 | 19.6 | 25.2 | 4 | 4 | 140.0 | 70.0 | 210.0 | 764.4 | 542.3 | 1,306.7 | 18.3 | 12.9 | 16.1 | 4 | 4 | 100.0 | 100.0 | 100.0 |
| 30 | 黒松内町 | 210.0 | 250.0 | 460.0 | 476.1 | 767.0 | 1,243.1 | 44.1 | 32.6 | 37.0 | 4 | 4 | 160.0 | 241.0 | 401.0 | 726.2 | 1,084.5 | 1,810.8 | 22.0 | 22.2 | 22.1 | 4 | 4 | 76.2 | 96.4 | 87.2 |
| 31 | 蘭越町 | 608.7 | 180.2 | 788.9 | 1,052.3 | 562.5 | 1,614.8 | 57.8 | 32.0 | 48.9 | 4 | 4 | 555.0 | 150.0 | 705.0 | 1,643.6 | 852.1 | 2,495.7 | 33.8 | 17.6 | 28.2 | 4 | 4 | 91.2 | 83.2 | 89.4 |
| 32 | ニセコ町 | 240.0 | 150.0 | 390.0 | 651.4 | 511.3 | 1,162.8 | 36.8 | 29.3 | 33.5 | 4 | 4 | 190.0 | 150.0 | 340.0 | 993.8 | 852.1 | 1,845.9 | 19.1 | 17.6 | 18.4 | 4 | 4 | 79.2 | 100.0 | 87.2 |
| 33 | 真狩村 | 50.0 | 50.0 | 100.0 | 451.0 | 357.9 | 808.9 | 11.1 | 14.0 | 12.4 | 4 | 4 | 50.0 | 50.0 | 100.0 | 726.2 | 619.7 | 1,346.0 | 6.9 | 8.1 | 7.4 | 4 | 4 | 100.0 | 100.0 | 100.0 |
| 34 | 留寿都村 | 190.0 | 150.0 | 340.0 | 501.1 | 357.9 | 859.0 | 37.9 | 41.9 | 39.6 | 4 | 4 | 190.0 | 150.0 | 340.0 | 802.7 | 619.7 | 1,422.4 | 23.7 | 24.2 | 23.9 | 4 | 4 | 100.0 | 100.0 | 100.0 |
| 35 | 喜茂別町 | 196.6 | 163.2 | 359.8 | 601.3 | 460.2 | 1,061.5 | 32.7 | 35.5 | 33.9 | 4 | 4 | 250.0 | 200.0 | 450.0 | 879.1 | 852.1 | 1,731.2 | 28.4 | 23.5 | 26.0 | 4 | 4 | 127.2 | 122.5 | 125.1 |
| 36 | 京極町 | 70.0 | 50.0 | 120.0 | 501.1 | 357.9 | 859.0 | 14.0 | 14.0 | 14.0 | 4 | 4 | 50.0 | 50.0 | 100.0 | 802.7 | 542.3 | 1,344.9 | 6.2 | 9.2 | 7.4 | 4 | 4 | 71.4 | 100.0 | 83.3 |
| 37 | 倶知安町 | 1,280.0 | 786.0 | 2,066.0 | 1,879.2 | 1,380.6 | 3,259.8 | 68.1 | 56.9 | 63.4 | 4 | 4 | 850.0 | 676.0 | 1,526.0 | 3,019.6 | 2,324.0 | 5,343.6 | 28.1 | 29.1 | 28.6 | 4 | 4 | 66.4 | 86.0 | 73.9 |
| 38 | 共和町 | 697.6 | 331.7 | 1,029.3 | 851.9 | 613.6 | 1,465.5 | 81.9 | 54.1 | 70.2 | 4 | 4 | 570.0 | 300.0 | 870.0 | 1,376.0 | 774.7 | 2,150.7 | 41.4 | 38.7 | 40.5 | 4 | 4 | 81.7 | 90.4 | 84.5 |
| 39 | 岩内町 | 600.0 | 400.0 | 1,000.0 | 1,428.2 | 1,482.9 | 2,911.0 | 42.0 | 27.0 | 34.4 | 4 | 4 | 550.0 | 300.0 | 850.0 | 2,216.9 | 2,169.1 | 4,386.0 | 24.8 | 13.8 | 19.4 | 4 | 4 | 91.7 | 75.0 | 85.0 |
| 40 | 泊村 | 200.0 | 100.0 | 300.0 | 275.6 | 204.5 | 480.1 | 72.6 | 48.9 | 62.5 | 4 | 1 | 200.0 | 100.0 | 300.0 | 496.9 | 309.9 | 806.8 | 40.3 | 32.3 | 37.2 | 4 | 1 | 100.0 | 100.0 | 100.0 |
| 41 | 神恵内村 | 130.0 | 100.0 | 230.0 | 175.4 | 204.5 | 379.9 | 74.1 | 48.9 | 60.5 | 4 | 4 | 130.0 | 100.0 | 230.0 | 267.6 | 464.8 | 732.4 | 48.6 | 21.5 | 31.4 | 4 | 4 | 100.0 | 100.0 | 100.0 |
| 42 | 積丹町 | 360.0 | 150.0 | 510.0 | 851.9 | 357.9 | 1,209.8 | 42.3 | 41.9 | 42.2 | 4 | 4 | 355.0 | 100.0 | 455.0 | 1,299.6 | 464.8 | 1,764.4 | 27.3 | 21.5 | 25.8 | 4 | 4 | 98.6 | 66.7 | 89.2 |
| 43 | 古平町 | 350.0 | 300.0 | 650.0 | 375.8 | 409.1 | 784.9 | 93.1 | 73.3 | 82.8 | 1 | 4 | 350.0 | 300.0 | 650.0 | 573.3 | 697.2 | 1,270.5 | 61.0 | 43.0 | 51.2 | 1 | 4 | 100.0 | 100.0 | 100.0 |
| 44 | 仁木町 | 347.0 | 341.0 | 688.0 | 726.6 | 818.1 | 1,544.7 | 47.8 | 41.7 | 44.5 | 4 | 4 | 316.0 | 352.0 | 668.0 | 1,184.9 | 1,162.0 | 2,346.9 | 26.7 | 30.3 | 28.5 | 4 | 4 | 91.1 | 103.2 | 97.1 |
| 45 | 余市町 | 863.0 | 555.0 | 1,418.0 | 1,979.4 | 1,994.2 | 3,973.6 | 43.6 | 27.8 | 35.7 | 4 | 4 | 420.0 | 398.0 | 818.0 | 3,019.6 | 3,021.2 | 6,040.8 | 13.9 | 13.2 | 13.5 | 4 | 4 | 48.7 | 71.7 | 57.7 |

| 番号 | 設置者名 | 18年度 図書購入費（予算額） 小 (A) | 中 (B) | 計 (C) | おおよその基準財政需要額（18’） 小 (D) | 中 (E) | 計 (F) | 予算措置率 小 (A)／(D) (G) | 中 (B)／(E) (H) | 計 (C)／(F) (I) | 予算措置率が100%未満の理由 番号（1～4） 小 | 中 | 19年度 図書購入費（予算額） 小 (J) | 中 (K) | 計 (L) | おおよその基準財政需要額（19’） 小 (M) | 中 (N) | 計 (O) | 予算措置率 小 (J)／(M) (P) | 中 (K)／(N) (Q) | 計 (L)／(O) (R) | 予算措置率が100%未満の理由 番号（1～4） 小 | 中 | 18’予算額との比較（伸び率） 小 (J)/(A) (S) | 中 (K)/(B) (T) | 計 (L)/(C) (U) |
|---|---|---|---|---|---|---|---|---|---|---|---|---|---|---|---|---|---|---|---|---|---|---|---|---|---|---|
| 46 | 赤井川村 | 60.0 | 50.0 | 110.0 | 350.8 | 306.8 | 657.6 | 17.1 | 16.3 | 16.7 | 4 | 4 | 60.0 | 30.0 | 90.0 | 535.1 | 464.8 | 999.9 | 11.2 | 6.5 | 9.0 | 4 | 4 | 100.0 | 60.0 | 81.8 |
| 47 | 夕張市 | 313.0 | 187.0 | 500.0 | 1,603.6 | 1,278.3 | 2,881.9 | 19.5 | 14.6 | 17.3 | 4 | 4 | 264.3 | 154.4 | 418.7 | 2,446.2 | 2,014.1 | 4,460.4 | 10.8 | 7.7 | 9.4 | 4 | 4 | 84.4 | 82.6 | 83.7 |
| 48 | 岩見沢市 | 5,105.0 | 5,504.0 | 10,609.0 | 6,714.9 | 7,516.6 | 14,231.5 | 76.0 | 73.2 | 74.5 | 4 | 4 | 5,105.0 | 5,504.0 | 10,609.0 | 10,320.0 | 11,542.5 | 21,862.5 | 49.5 | 47.7 | 48.5 | 4 | 4 | 100.0 | 100.0 | 100.0 |
| 49 | 美唄市 | 829.0 | 777.4 | 1,606.4 | 2,731.1 | 2,965.7 | 5,696.8 | 30.4 | 26.2 | 28.2 | 4 | 4 | 521.5 | 375.3 | 896.8 | 4,166.2 | 4,493.1 | 8,659.3 | 12.5 | 8.4 | 10.4 | 4 | 4 | 62.9 | 48.3 | 55.8 |
| 50 | 芦別市 | 1,003.7 | 829.6 | 1,833.3 | 1,804.0 | 1,891.9 | 3,695.9 | 55.6 | 43.8 | 49.6 | 4 | 4 | 1,000.0 | 1,072.0 | 2,072.0 | 2,675.6 | 2,866.3 | 5,541.8 | 37.4 | 37.4 | 37.4 | 4 | 4 | 99.6 | 129.2 | 113.0 |
| 51 | 赤平市 | 205.0 | 90.0 | 295.0 | 1,804.0 | 1,482.9 | 3,286.9 | 11.4 | 6.1 | 9.0 | 4 | 4 | 195.0 | 75.0 | 270.0 | 2,675.6 | 2,246.5 | 4,922.1 | 7.3 | 3.3 | 5.5 | 4 | 4 | 95.1 | 83.3 | 91.5 |
| 52 | 三笠市 | 391.0 | 322.0 | 713.0 | 1,353.0 | 1,227.2 | 2,580.2 | 28.9 | 26.2 | 27.6 | 4 | 4 | 354.0 | 322.0 | 676.0 | 2,025.8 | 1,859.2 | 3,885.0 | 17.5 | 17.3 | 17.4 | 4 | 4 | 90.5 | 100.0 | 94.8 |
| 53 | 滝川市 | 1,288.0 | 1,160.0 | 2,448.0 | 3,883.6 | 3,681.6 | 7,565.2 | 33.2 | 31.5 | 32.4 | 4 | 4 | 1,303.0 | 1,190.0 | 2,493.0 | 6,039.1 | 5,655.1 | 11,694.2 | 21.6 | 21.0 | 21.3 | 4 | 4 | 101.2 | 102.6 | 101.8 |
| 54 | 砂川市 | 801.0 | 594.0 | 1,395.0 | 1,753.9 | 1,687.4 | 3,441.3 | 45.7 | 35.2 | 40.5 | 4 | 4 | 965.0 | 594.0 | 1,559.0 | 2,752.0 | 2,478.9 | 5,230.9 | 35.1 | 24.0 | 29.8 | 4 | 4 | 120.5 | 100.0 | 111.8 |
| 55 | 歌志内市 | 300.0 | 100.0 | 400.0 | 626.4 | 511.3 | 1,137.7 | 47.9 | 19.6 | 35.2 | 4 | 4 | 200.0 | 100.0 | 300.0 | 955.6 | 774.7 | 1,730.2 | 20.9 | 12.9 | 17.3 | 4 | 4 | 66.7 | 100.0 | 75.0 |
| 56 | 深川市 | 900.0 | 1,000.0 | 1,900.0 | 2,280.1 | 2,403.3 | 4,683.3 | 39.5 | 41.6 | 40.6 | 4 | 4 | 1,000.0 | 1,000.0 | 2,000.0 | 3,478.2 | 3,640.9 | 7,119.2 | 28.8 | 27.5 | 28.1 | 4 | 4 | 111.1 | 100.0 | 105.3 |
| 57 | 南幌町 | 600.0 | 500.0 | 1,100.0 | 1,177.6 | 1,176.1 | 2,353.7 | 51.0 | 42.5 | 46.7 | 4 | 4 | 650.0 | 400.0 | 1,050.0 | 1,720.0 | 1,626.8 | 3,346.8 | 37.8 | 24.6 | 31.4 | 4 | 4 | 108.3 | 80.0 | 95.5 |
| 58 | 奈井江町 | 265.5 | 148.5 | 414.0 | 676.5 | 460.2 | 1,136.7 | 39.2 | 32.3 | 36.4 | 4 | 4 | 267.3 | 145.8 | 413.1 | 1,070.2 | 774.7 | 1,844.9 | 25.0 | 18.8 | 22.4 | 4 | 4 | 100.7 | 98.2 | 99.8 |
| 59 | 上砂川町 | 180.0 | 250.0 | 430.0 | 325.7 | 409.1 | 734.8 | 55.3 | 61.1 | 58.5 | 4 | 4 | 180.0 | 250.0 | 430.0 | 496.9 | 619.7 | 1,116.6 | 36.2 | 40.3 | 38.5 | 4 | 4 | 100.0 | 100.0 | 100.0 |
| 60 | 由仁町 | 168.3 | 216.0 | 384.3 | 676.5 | 664.7 | 1,341.2 | 24.9 | 32.5 | 28.7 | 4 | 4 | 168.3 | 216.0 | 384.3 | 1,032.0 | 1,084.5 | 2,116.5 | 16.3 | 19.9 | 18.2 | 4 | 4 | 100.0 | 100.0 | 100.0 |
| 61 | 長沼町 | 886.0 | 787.0 | 1,673.0 | 1,453.2 | 1,380.6 | 2,833.8 | 61.0 | 57.0 | 59.0 | 4 | 4 | 706.0 | 677.0 | 1,383.0 | 2,216.9 | 2,091.6 | 4,308.5 | 31.8 | 32.4 | 32.1 | 4 | 4 | 79.7 | 86.0 | 82.7 |
| 62 | 栗山町 | 616.0 | 300.0 | 916.0 | 1,302.9 | 1,124.9 | 2,427.8 | 47.3 | 26.7 | 37.7 | 4 | 4 | 416.0 | 300.0 | 716.0 | 1,987.6 | 1,781.7 | 3,769.3 | 20.9 | 16.8 | 19.0 | 4 | 4 | 67.5 | 100.0 | 78.2 |
| 63 | 月形町 | 236.0 | 199.0 | 435.0 | 726.6 | 460.2 | 1,186.8 | 32.5 | 43.2 | 36.7 | 4 | 4 | 222.0 | 164.0 | 386.0 | 993.8 | 697.2 | 1,691.0 | 22.3 | 23.5 | 22.8 | 4 | 4 | 94.1 | 82.4 | 88.7 |
| 64 | 浦臼町 | 200.0 | 200.0 | 400.0 | 250.6 | 306.8 | 557.4 | 79.8 | 65.2 | 71.8 | 4 | 4 | 200.0 | 200.0 | 400.0 | 382.2 | 464.8 | 847.0 | 52.3 | 43.0 | 47.2 | 4 | 4 | 100.0 | 100.0 | 100.0 |
| 65 | 新十津川町 | 194.0 | 176.0 | 370.0 | 1,327.9 | 869.3 | 2,197.2 | 14.6 | 20.2 | 16.8 | 4 | 4 | 196.0 | 181.0 | 377.0 | 2,140.4 | 1,316.9 | 3,457.4 | 9.2 | 13.7 | 10.9 | 4 | 4 | 101.0 | 102.8 | 101.9 |
| 66 | 妹背牛町 | 100.0 | 200.0 | 300.0 | 325.7 | 409.1 | 734.8 | 30.7 | 48.9 | 40.8 | 4 | 4 | 440.0 | 200.0 | 640.0 | 496.9 | 619.7 | 1,116.6 | 88.6 | 32.3 | 57.3 | 4 | 4 | 440.0 | 100.0 | 213.3 |
| 67 | 秩父別町 | 200.0 | 50.0 | 250.0 | 350.8 | 255.7 | 606.4 | 57.0 | 19.6 | 41.2 | 4 | 4 | 200.0 | 50.0 | 250.0 | 573.3 | 542.3 | 1,115.6 | 34.9 | 9.2 | 22.4 | 4 | 4 | 100.0 | 100.0 | 100.0 |
| 68 | 雨竜町 | 307.0 | 332.0 | 639.0 | 350.8 | 357.9 | 708.7 | 87.5 | 92.8 | 90.2 | 4 | 4 | 307.0 | 317.0 | 624.0 | 649.8 | 619.7 | 1,269.5 | 47.2 | 51.2 | 49.2 | 4 | 4 | 100.0 | 95.5 | 97.7 |
| 69 | 北竜町 | 140.0 | 80.0 | 220.0 | 375.8 | 357.9 | 733.8 | 37.3 | 22.4 | 30.0 | 4 | 4 | 106.6 | 183.7 | 290.3 | 573.3 | 619.7 | 1,193.1 | 18.6 | 29.6 | 24.3 | 4 | 4 | 76.1 | 229.6 | 132.0 |
| 70 | 沼田町 | 200.0 | 200.0 | 400.0 | 400.9 | 562.5 | 963.4 | 49.9 | 35.6 | 41.5 | 4 | 4 | 200.0 | 200.0 | 400.0 | 649.8 | 852.1 | 1,501.9 | 30.8 | 23.5 | 26.6 | 4 | 4 | 100.0 | 100.0 | 100.0 |
| 71 | 幌加内町 | 365.0 | 1,212.0 | 1,577.0 | 476.1 | 357.9 | 834.0 | 76.7 | 338.6 | 189.1 | 4 | | 315.0 | 234.0 | 549.0 | 688.0 | 542.3 | 1,230.3 | 45.8 | 43.2 | 44.6 | 4 | 4 | 86.3 | 19.3 | 34.8 |
| 72 | 旭川市 | 17,700.0 | 24,400.0 | 42,100.0 | 27,761.6 | 27,612.0 | 55,373.6 | 63.8 | 88.4 | 76.0 | 4 | 4 | 17,700.0 | 24,400.0 | 42,100.0 | 43,879.1 | 42,219.3 | 86,098.4 | 40.3 | 57.8 | 48.9 | 4 | 4 | 100.0 | 100.0 | 100.0 |
| 73 | 士別市 | 1,342.0 | 858.0 | 2,200.0 | 3,157.0 | 2,658.9 | 5,815.9 | 42.5 | 32.3 | 37.8 | 4 | 4 | 1,431.0 | 958.0 | 2,389.0 | 4,892.4 | 4,338.1 | 9,230.6 | 29.2 | 22.1 | 25.9 | 4 | 4 | 106.6 | 111.7 | 108.6 |
| 74 | 名寄市 | 2,099.0 | 1,736.0 | 3,835.0 | 3,557.9 | 3,068.0 | 6,625.9 | 59.0 | 56.6 | 57.9 | 4 | 4 | 2,104.0 | 1,841.0 | 3,945.0 | 5,427.6 | 4,725.5 | 10,153.0 | 38.8 | 39.0 | 38.9 | 4 | 4 | 100.2 | 106.0 | 102.9 |
| 75 | 富良野市 | 1,000.0 | 800.0 | 1,800.0 | 3,332.4 | 3,119.1 | 6,451.5 | 30.0 | 25.6 | 27.9 | 4 | 4 | 1,000.0 | 800.0 | 1,800.0 | 5,160.0 | 4,802.9 | 9,962.9 | 19.4 | 16.7 | 18.1 | 4 | 4 | 100.0 | 100.0 | 100.0 |
| 76 | 鷹栖町 | 450.0 | 300.0 | 750.0 | 826.8 | 511.3 | 1,338.2 | 54.4 | 58.7 | 56.0 | 4 | 4 | 500.0 | 300.0 | 800.0 | 1,414.2 | 1,007.1 | 2,421.3 | 35.4 | 29.8 | 33.0 | 4 | 4 | 111.1 | 100.0 | 106.7 |
| 77 | 東神楽町 | 1,468.9 | 577.6 | 2,046.5 | 1,252.8 | 920.4 | 2,173.2 | 117.3 | 62.8 | 94.2 | | 4 | 1,241.0 | 400.0 | 1,641.0 | 1,949.3 | 1,394.4 | 3,343.7 | 63.7 | 28.7 | 49.1 | 4 | 4 | 84.5 | 69.3 | 80.2 |
| 78 | 当麻町 | 398.0 | 260.0 | 658.0 | 1,002.2 | 562.5 | 1,564.7 | 39.7 | 46.2 | 42.1 | 4 | 4 | 368.0 | 260.0 | 628.0 | 1,528.9 | 1,007.1 | 2,536.0 | 24.1 | 25.8 | 24.8 | 4 | 4 | 92.5 | 100.0 | 95.4 |
| 79 | 比布町 | 500.0 | 150.0 | 650.0 | 476.1 | 306.8 | 782.9 | 105.0 | 48.9 | 83.0 | | 4 | 500.0 | 150.0 | 650.0 | 764.4 | 387.3 | 1,151.8 | 65.4 | 38.7 | 56.4 | 4 | 4 | 100.0 | 100.0 | 100.0 |
| 80 | 愛別町 | 150.0 | 90.0 | 240.0 | 751.7 | 409.1 | 1,160.7 | 20.0 | 22.0 | 20.7 | 4 | 4 | 150.0 | 88.0 | 238.0 | 1,184.9 | 619.7 | 1,804.6 | 12.7 | 14.2 | 13.2 | 4 | 4 | 100.0 | 97.8 | 99.2 |
| 81 | 上川町 | 200.0 | 180.0 | 380.0 | 551.2 | 409.1 | 960.3 | 36.3 | 44.0 | 39.6 | 4 | 4 | 140.0 | 200.0 | 340.0 | 840.9 | 619.7 | 1,460.6 | 16.6 | 32.3 | 23.3 | 4 | 4 | 70.0 | 111.1 | 89.5 |
| 82 | 東川町 | 1,120.0 | 690.0 | 1,810.0 | 1,027.3 | 664.7 | 1,692.0 | 109.0 | 103.8 | 107.0 | | | 1,150.0 | 700.0 | 1,850.0 | 1,758.2 | 1,239.5 | 2,997.7 | 65.4 | 56.5 | 61.7 | 4 | 4 | 102.7 | 101.4 | 102.2 |
| 83 | 美瑛町 | 949.0 | 414.0 | 1,363.0 | 1,778.9 | 1,329.5 | 3,108.4 | 53.3 | 31.1 | 43.8 | 4 | 4 | 949.0 | 414.0 | 1,363.0 | 2,866.7 | 2,169.1 | 5,035.7 | 33.1 | 19.1 | 27.1 | 4 | 4 | 100.0 | 100.0 | 100.0 |
| 84 | 上富良野町 | 873.0 | 450.0 | 1,323.0 | 1,478.3 | 1,176.1 | 2,654.3 | 59.1 | 38.3 | 49.8 | 4 | 4 | 795.0 | 250.0 | 1,045.0 | 2,255.1 | 1,781.7 | 4,036.8 | 35.3 | 14.0 | 25.9 | 4 | 4 | 91.1 | 55.6 | 79.0 |
| 85 | 中富良野町 | 0.0 | 0.0 | 0.0 | 1,202.7 | 511.3 | 1,714.0 | 0.0 | 0.0 | 0.0 | 4 | 4 | 0.0 | 0.0 | 0.0 | 1,834.7 | 852.1 | 2,686.8 | 0.0 | 0.0 | 0.0 | 4 | 4 | – | – | – |
| 86 | 南富良野町 | 631.6 | 127.4 | 759.0 | 751.7 | 613.6 | 1,365.3 | 84.0 | 20.8 | 55.6 | 4 | 4 | 623.2 | 203.6 | 826.8 | 1,184.9 | 852.1 | 2,037.0 | 52.6 | 23.9 | 40.6 | 4 | 4 | 98.7 | 159.8 | 108.9 |
| 87 | 占冠村 | 100.0 | 120.0 | 220.0 | 425.9 | 664.7 | 1,090.7 | 23.5 | 18.1 | 20.2 | 4 | 4 | 100.0 | 120.0 | 220.0 | 611.6 | 1,007.1 | 1,618.6 | 16.4 | 11.9 | 13.6 | 4 | 4 | 100.0 | 100.0 | 100.0 |
| 88 | 和寒町 | 180.0 | 150.0 | 330.0 | 451.0 | 306.8 | 757.8 | 39.9 | 48.9 | 43.5 | 4 | 4 | 180.0 | 150.0 | 330.0 | 726.2 | 542.3 | 1,268.5 | 24.8 | 27.7 | 26.0 | 4 | 4 | 100.0 | 100.0 | 100.0 |
| 89 | 剣淵町 | 210.0 | 220.0 | 430.0 | 400.9 | 511.3 | 912.2 | 52.4 | 43.0 | 47.1 | 4 | 4 | 210.0 | 220.0 | 430.0 | 573.3 | 774.7 | 1,348.0 | 36.6 | 28.4 | 31.9 | 4 | 4 | 100.0 | 100.0 | 100.0 |
| 90 | 下川町 | 155.6 | 124.2 | 279.8 | 325.7 | 306.8 | 632.5 | 47.8 | 40.5 | 44.2 | 4 | 4 | 179.5 | 134.5 | 314.0 | 573.3 | 387.3 | 960.7 | 31.3 | 34.7 | 32.7 | 4 | 4 | 115.4 | 108.3 | 112.2 |
| 91 | 美深町 | 245.0 | 170.0 | 415.0 | 726.6 | 869.3 | 1,595.9 | 33.7 | 19.6 | 26.0 | 4 | 4 | 1,090.0 | 170.0 | 1,260.0 | 1,108.4 | 1,549.3 | 2,657.8 | 98.3 | 11.0 | 47.4 | 4 | 4 | 444.9 | 100.0 | 303.6 |

| 番号 | 設置者名 | 18年度 図書購入費（予算額） 小 (A) | 中 (B) | 計 (C) | おおよその基準財政需要額（18’） 小 (D) | 中 (E) | 計 (F) | 予算措置率 小 (A)／(D) (G) | 中 (B)／(E) (H) | 計 (C)／(F) (I) | 予算措置率が100%未満の理由 番号（1～4） 小 | 中 | 19年度 図書購入費（予算額） 小 (J) | 中 (K) | 計 (L) | おおよその基準財政需要額（19’） 小 (M) | 中 (N) | 計 (O) | 予算措置率 小 (J)／(M) (P) | 中 (K)／(N) (Q) | 計 (L)／(O) (R) | 予算措置率が100%未満の理由 番号（1～4） 小 | 中 | 18’予算額との比較（伸び率） 小 (J)/(A) (S) | 中 (K)/(B) (T) | 計 (L)/(C) (U) |
|---|---|---|---|---|---|---|---|---|---|---|---|---|---|---|---|---|---|---|---|---|---|---|---|---|---|---|
| 92 | 音威子府村 | 223.6 | 148.5 | 372.1 | 451.0 | 357.9 | 808.9 | 49.6 | 41.5 | 46.0 | 4 | 4 | 150.0 | 150.0 | 300.0 | 649.8 | 619.7 | 1,269.5 | 23.1 | 24.2 | 23.6 | 4 | 4 | 67.1 | 101.0 | 80.6 |
| 93 | 中川町 | 240.0 | 270.0 | 510.0 | 476.1 | 460.2 | 936.3 | 50.4 | 58.7 | 54.5 | 4 | 4 | 266.0 | 270.0 | 536.0 | 649.8 | 774.7 | 1,424.4 | 40.9 | 34.9 | 37.6 | 4 | 4 | 110.8 | 100.0 | 105.1 |
| 94 | 留萌市 | 958.2 | 1,012.1 | 1,970.3 | 3,081.8 | 2,863.5 | 5,945.3 | 31.1 | 35.3 | 33.1 | 4 | 4 | 1,700.0 | 1,300.0 | 3,000.0 | 4,701.3 | 4,338.1 | 9,039.5 | 36.2 | 30.0 | 33.2 | 4 | 4 | 177.4 | 128.4 | 152.3 |
| 95 | 増毛町 | 250.0 | 220.0 | 470.0 | 676.5 | 613.6 | 1,290.1 | 37.0 | 35.9 | 36.4 | 4 | 4 | 242.0 | 220.0 | 462.0 | 1,070.2 | 852.1 | 1,922.4 | 22.6 | 25.8 | 24.0 | 4 | 4 | 96.8 | 100.0 | 98.3 |
| 96 | 小平町 | 320.0 | 120.0 | 440.0 | 801.8 | 767.0 | 1,568.8 | 39.9 | 15.6 | 28.0 | 4 | 4 | 300.0 | 150.0 | 450.0 | 1,146.7 | 1,084.5 | 2,231.2 | 26.2 | 13.8 | 20.2 | 4 | 4 | 93.8 | 125.0 | 102.3 |
| 97 | 苫前町 | 80.0 | 133.0 | 213.0 | 701.6 | 613.6 | 1,315.2 | 11.4 | 21.7 | 16.2 | 4 | 4 | 153.0 | 135.0 | 288.0 | 1,070.2 | 929.6 | 1,999.8 | 14.3 | 14.5 | 14.4 | 4 | 4 | 191.3 | 101.5 | 135.2 |
| 98 | 羽幌町 | 200.0 | 200.0 | 400.0 | 977.2 | 1,124.9 | 2,102.1 | 20.5 | 17.8 | 19.0 | 1 | 1 | 200.0 | 200.0 | 400.0 | 1,452.4 | 1,781.7 | 3,234.2 | 13.8 | 11.2 | 12.4 | 1 | 1 | 100.0 | 100.0 | 100.0 |
| 99 | 初山別村 | 202.0 | 162.0 | 364.0 | 526.2 | 562.5 | 1,088.6 | 38.4 | 28.8 | 33.4 | 4 | 4 | 192.0 | 154.0 | 346.0 | 802.7 | 852.1 | 1,654.8 | 23.9 | 18.1 | 20.9 | 4 | 4 | 95.0 | 95.1 | 95.1 |
| 100 | 遠別町 | 50.0 | 50.0 | 100.0 | 350.8 | 511.3 | 862.1 | 14.3 | 9.8 | 11.6 | 4 | 4 | 50.0 | 50.0 | 100.0 | 535.1 | 774.7 | 1,309.8 | 9.3 | 6.5 | 7.6 | 4 | 4 | 100.0 | 100.0 | 100.0 |
| 101 | 天塩町 | 310.0 | 360.0 | 670.0 | 676.5 | 511.3 | 1,187.8 | 45.8 | 70.4 | 56.4 | 4 | 4 | 220.0 | 250.0 | 470.0 | 1,032.0 | 852.1 | 1,884.1 | 21.3 | 29.3 | 24.9 | 4 | 4 | 71.0 | 69.4 | 70.1 |
| 102 | 幌延町 | 381.0 | 367.0 | 748.0 | 551.2 | 562.5 | 1,113.7 | 69.1 | 65.2 | 67.2 | 4 | 4 | 381.0 | 367.0 | 748.0 | 879.1 | 929.6 | 1,808.7 | 43.3 | 39.5 | 41.4 | 4 | 4 | 100.0 | 100.0 | 100.0 |
| 103 | 稚内市 | 1,750.0 | 1,350.0 | 3,100.0 | 4,384.7 | 4,959.9 | 9,344.7 | 39.9 | 27.2 | 33.2 | 4 | 4 | 1,775.0 | 1,267.0 | 3,042.0 | 6,612.4 | 7,359.3 | 13,971.8 | 26.8 | 17.2 | 21.8 | 4 | 4 | 101.4 | 93.9 | 98.1 |
| 104 | 猿払村 | 420.0 | 100.0 | 520.0 | 927.1 | 409.1 | 1,336.1 | 45.3 | 24.4 | 38.9 | 4 | 4 | 420.0 | 100.0 | 520.0 | 1,414.2 | 619.7 | 2,034.0 | 29.7 | 16.1 | 25.6 | 4 | 4 | 100.0 | 100.0 | 100.0 |
| 105 | 浜頓別町 | 300.0 | 180.0 | 480.0 | 1,027.3 | 715.9 | 1,743.1 | 29.2 | 25.1 | 27.5 | 4 | 4 | 300.0 | 180.0 | 480.0 | 1,605.3 | 929.6 | 2,534.9 | 18.7 | 19.4 | 18.9 | 4 | 4 | 100.0 | 100.0 | 100.0 |
| 106 | 中頓別町 | 145.0 | 337.0 | 482.0 | 651.4 | 562.5 | 1,213.9 | 22.3 | 59.9 | 39.7 | 4 | 4 | 273.0 | 177.0 | 450.0 | 917.3 | 852.1 | 1,769.5 | 29.8 | 20.8 | 25.4 | 4 | 4 | 188.3 | 52.5 | 93.4 |
| 107 | 枝幸町 | 714.0 | 280.0 | 994.0 | 1,979.4 | 1,738.5 | 3,717.9 | 36.1 | 16.1 | 26.7 | 4 | 4 | 700.0 | 280.0 | 980.0 | 3,019.6 | 2,711.3 | 5,730.9 | 23.2 | 10.3 | 17.1 | 4 | 4 | 98.0 | 100.0 | 98.6 |
| 108 | 豊富町 | 200.0 | 100.0 | 300.0 | 1,052.3 | 971.5 | 2,023.9 | 19.0 | 10.3 | 14.8 | 4 | 4 | 300.0 | 120.0 | 420.0 | 1,605.3 | 1,549.3 | 3,154.7 | 18.7 | 7.7 | 13.3 | 4 | 4 | 150.0 | 120.0 | 140.0 |
| 109 | 礼文町 | 119.9 | 53.5 | 173.4 | 952.1 | 613.6 | 1,565.7 | 12.6 | 8.7 | 11.1 | 4 | 4 | 230.0 | 50.0 | 280.0 | 1,223.1 | 929.6 | 2,152.7 | 18.8 | 5.4 | 13.0 | 4 | 4 | 191.8 | 93.5 | 161.5 |
| 110 | 利尻町 | 210.0 | 420.0 | 630.0 | 626.4 | 511.3 | 1,137.7 | 33.5 | 82.1 | 55.4 | 4 | 4 | 195.0 | 375.0 | 570.0 | 1,032.0 | 774.7 | 1,806.7 | 18.9 | 48.4 | 31.5 | 4 | 4 | 92.9 | 89.3 | 90.5 |
| 111 | 利尻富士町 | 150.0 | 124.0 | 274.0 | 551.2 | 511.3 | 1,062.6 | 27.2 | 24.3 | 25.8 | 4 | 4 | 135.0 | 100.0 | 235.0 | 802.7 | 774.7 | 1,577.3 | 16.8 | 12.9 | 14.9 | 4 | 4 | 90.0 | 80.6 | 85.8 |
| 112 | 北見市 | 6,081.0 | 3,881.0 | 9,962.0 | 11,149.7 | 10,635.7 | 21,785.5 | 54.5 | 36.5 | 45.7 | 4 | 4 | 6,607.0 | 3,356.0 | 9,963.0 | 17,200.0 | 16,113.1 | 33,313.1 | 38.4 | 20.8 | 29.9 | 4 | 4 | 108.6 | 86.5 | 100.0 |
| 113 | 網走市 | 1,700.0 | 1,800.0 | 3,500.0 | 3,683.2 | 3,374.8 | 7,058.0 | 46.2 | 53.3 | 49.6 | 4 | 4 | 1,700.0 | 1,800.0 | 3,500.0 | 5,809.8 | 5,035.3 | 10,845.1 | 29.3 | 35.7 | 32.3 | 4 | 4 | 100.0 | 100.0 | 100.0 |
| 114 | 紋別市 | 1,067.9 | 954.4 | 2,022.3 | 2,680.9 | 2,505.5 | 5,186.5 | 39.8 | 38.1 | 39.0 | 3 | 3 | 930.0 | 845.0 | 1,775.0 | 4,013.3 | 3,873.3 | 7,886.7 | 23.2 | 21.8 | 22.5 | 3 | 3 | 87.1 | 88.5 | 87.8 |
| 115 | 美幌町 | 790.0 | 340.0 | 1,130.0 | 1,879.2 | 1,789.7 | 3,668.8 | 42.0 | 19.0 | 30.8 | 4 | 4 | 580.0 | 320.0 | 900.0 | 3,057.8 | 2,711.3 | 5,769.1 | 19.0 | 11.8 | 15.6 | 4 | 4 | 73.4 | 94.1 | 79.6 |
| 116 | 津別町 | 1,042.0 | 528.0 | 1,570.0 | 1,077.4 | 818.1 | 1,895.5 | 96.7 | 64.5 | 82.8 | 4 | 4 | 960.0 | 477.0 | 1,437.0 | 1,490.7 | 1,394.4 | 2,885.1 | 64.4 | 34.2 | 49.8 | 4 | 4 | 92.1 | 90.3 | 91.5 |
| 117 | 斜里町 | 468.1 | 242.1 | 710.2 | 1,954.3 | 1,329.5 | 3,283.8 | 24.0 | 18.2 | 21.6 | 4 | 4 | 619.0 | 56.0 | 675.0 | 3,248.9 | 2,014.1 | 5,263.0 | 19.1 | 2.8 | 12.8 | 4 | 4 | 132.2 | 23.1 | 95.0 |
| 118 | 清里町 | 600.0 | 230.0 | 830.0 | 876.9 | 613.6 | 1,490.5 | 68.4 | 37.5 | 55.7 | 4 | 4 | 600.0 | 230.0 | 830.0 | 1,452.4 | 929.6 | 2,382.0 | 41.3 | 24.7 | 34.8 | 4 | 4 | 100.0 | 100.0 | 100.0 |
| 119 | 小清水町 | 650.0 | 250.0 | 900.0 | 1,077.4 | 767.0 | 1,844.4 | 60.3 | 32.6 | 48.8 | 4 | 4 | 650.0 | 250.0 | 900.0 | 1,605.3 | 1,162.0 | 2,767.3 | 40.5 | 21.5 | 32.5 | 4 | 4 | 100.0 | 100.0 | 100.0 |
| 120 | 訓子府町 | 598.0 | 400.0 | 998.0 | 701.6 | 511.3 | 1,212.9 | 85.2 | 78.2 | 82.3 | 4 | 4 | 598.0 | 400.0 | 998.0 | 1,070.2 | 852.1 | 1,922.4 | 55.9 | 46.9 | 51.9 | 4 | 4 | 100.0 | 100.0 | 100.0 |
| 121 | 置戸町 | 460.0 | 120.0 | 580.0 | 626.4 | 255.7 | 882.1 | 73.4 | 46.9 | 65.8 | 4 | 4 | 440.0 | 220.0 | 660.0 | 993.8 | 387.3 | 1,381.1 | 44.3 | 56.8 | 47.8 | 4 | 4 | 95.7 | 183.3 | 113.8 |
| 122 | 佐呂間町 | 348.0 | 269.0 | 617.0 | 1,152.6 | 767.0 | 1,919.6 | 30.2 | 35.1 | 32.1 | 4 | 4 | 348.0 | 269.0 | 617.0 | 1,605.3 | 1,162.0 | 2,767.3 | 21.7 | 23.1 | 22.3 | 4 | 4 | 100.0 | 100.0 | 100.0 |
| 123 | 遠軽町 | 1,887.0 | 1,078.0 | 2,965.0 | 2,856.3 | 2,761.2 | 5,617.5 | 66.1 | 39.0 | 52.8 | 4 | 4 | 1,907.0 | 1,118.0 | 3,025.0 | 4,433.8 | 4,183.2 | 8,617.0 | 43.0 | 26.7 | 35.1 | 4 | 4 | 101.1 | 103.7 | 102.0 |
| 124 | 上湧別町 | 880.0 | 190.0 | 1,070.0 | 801.8 | 613.6 | 1,415.4 | 109.8 | 31.0 | 75.6 |  | 4 | 380.0 | 190.0 | 570.0 | 1,261.3 | 929.6 | 2,190.9 | 30.1 | 20.4 | 26.0 | 4 | 4 | 43.2 | 100.0 | 53.3 |
| 125 | 湧別町 | 226.0 | 259.0 | 485.0 | 501.1 | 715.9 | 1,217.0 | 45.1 | 36.2 | 39.9 | 4 | 4 | 620.0 | 638.0 | 1,258.0 | 802.7 | 1,007.1 | 1,809.7 | 77.2 | 63.4 | 69.5 | 4 | 4 | 274.3 | 246.3 | 259.4 |
| 126 | 滝上町 | 300.0 | 120.0 | 420.0 | 726.6 | 409.1 | 1,135.7 | 41.3 | 29.3 | 37.0 | 4 | 4 | 300.0 | 120.0 | 420.0 | 1,184.9 | 619.7 | 1,804.6 | 25.3 | 19.4 | 23.3 | 4 | 4 | 100.0 | 100.0 | 100.0 |
| 127 | 興部町 | 380.0 | 270.0 | 650.0 | 676.5 | 511.3 | 1,187.8 | 56.2 | 52.8 | 54.7 | 4 | 4 | 380.0 | 270.0 | 650.0 | 1,032.0 | 852.1 | 1,884.1 | 36.8 | 31.7 | 34.5 | 4 | 4 | 100.0 | 100.0 | 100.0 |
| 128 | 西興部村 | 104.6 | 68.1 | 172.7 | 400.9 | 306.8 | 707.7 | 26.1 | 22.2 | 24.4 | 4 | 4 | 179.7 | 118.8 | 298.5 | 573.3 | 542.3 | 1,115.6 | 31.3 | 21.9 | 26.8 | 4 | 4 | 171.8 | 174.4 | 172.8 |
| 129 | 雄武町 | 1,390.0 | 420.0 | 1,810.0 | 1,027.3 | 562.5 | 1,589.7 | 135.3 | 74.7 | 113.9 |  | 4 | 1,300.0 | 400.0 | 1,700.0 | 1,567.1 | 1,007.1 | 2,574.2 | 83.0 | 39.7 | 66.0 | 4 | 4 | 93.5 | 95.2 | 93.9 |
| 130 | 大空町 | 1,009.0 | 802.5 | 1,811.5 | 1,002.2 | 971.5 | 1,973.8 | 100.7 | 82.6 | 91.8 |  | 1 | 985.7 | 761.6 | 1,747.3 | 1,567.1 | 1,471.9 | 3,039.0 | 62.9 | 51.7 | 57.5 | 1 | 1 | 97.7 | 94.9 | 96.5 |
| 131 | 室蘭市 | 6,450.0 | 4,944.0 | 11,394.0 | 6,163.7 | 5,369.0 | 11,532.7 | 104.6 | 92.1 | 98.8 |  | 4 | 6,237.0 | 4,996.0 | 11,233.0 | 9,517.3 | 8,211.5 | 17,728.8 | 65.5 | 60.8 | 63.4 | 4 | 4 | 96.7 | 101.1 | 98.6 |
| 132 | 苫小牧市 | 2,995.0 | 2,994.0 | 5,989.0 | 11,300.1 | 10,686.9 | 21,986.9 | 26.5 | 28.0 | 27.2 | 4 | 4 | 3,791.0 | 3,403.0 | 7,194.0 | 17,811.6 | 16,345.5 | 34,157.0 | 21.3 | 20.8 | 21.1 | 4 | 4 | 126.6 | 113.7 | 120.1 |
| 133 | 登別市 | 4,500.0 | 4,000.0 | 8,500.0 | 3,758.3 | 3,528.2 | 7,286.5 | 119.7 | 113.4 | 116.7 |  |  | 3,840.0 | 3,500.0 | 7,340.0 | 5,809.8 | 5,422.7 | 11,232.4 | 66.1 | 64.5 | 65.3 | 4 | 4 | 85.3 | 87.5 | 86.4 |
| 134 | 伊達市 | 1,550.0 | 1,550.0 | 3,100.0 | 3,257.2 | 3,425.9 | 6,683.2 | 47.6 | 45.2 | 46.4 | 4 | 4 | 1,550.0 | 1,550.0 | 3,100.0 | 5,045.3 | 5,190.3 | 10,235.6 | 30.7 | 29.9 | 30.3 | 4 | 4 | 100.0 | 100.0 | 100.0 |
| 135 | 豊浦町 | 397.7 | 316.3 | 714.0 | 876.9 | 664.7 | 1,541.7 | 45.4 | 47.6 | 46.3 | 4 | 4 | 385.1 | 193.8 | 578.9 | 1,223.1 | 929.6 | 2,152.7 | 31.5 | 20.8 | 26.9 | 4 | 4 | 96.8 | 61.3 | 81.1 |
| 136 | 壮瞥町 | 314.0 | 345.0 | 659.0 | 375.8 | 409.1 | 784.9 | 83.5 | 84.3 | 84.0 | 4 | 4 | 314.0 | 342.0 | 656.0 | 573.3 | 619.7 | 1,193.1 | 54.8 | 55.2 | 55.0 | 4 | 4 | 100.0 | 99.1 | 99.5 |
| 137 | 白老町 | 939.0 | 760.0 | 1,699.0 | 2,154.8 | 2,096.5 | 4,251.2 | 43.6 | 36.3 | 40.0 | 4 | 4 | 894.0 | 740.0 | 1,634.0 | 3,325.3 | 3,408.5 | 6,733.9 | 26.9 | 21.7 | 24.3 | 4 | 4 | 95.2 | 97.4 | 96.2 |

| 番号 | 設置者名 | 18年度 図書購入費（予算額） 小 (A) | 中 (B) | 計 (C) | おおよその基準財政需要額（18’） 小 (D) | 中 (E) | 計 (F) | 予算措置率 小 (A)／(D) (G) | 中 (B)／(E) (H) | 計 (C)／(F) (I) | 予算措置率が100%未満の理由 番号（1～4） 小 | 中 | 19年度 図書購入費（予算額） 小 (J) | 中 (K) | 計 (L) | おおよその基準財政需要額（19’） 小 (M) | 中 (N) | 計 (O) | 予算措置率 小 (J)／(M) (P) | 中 (K)／(N) (Q) | 計 (L)／(O) (R) | 予算措置率が100%未満の理由 番号（1～4） 小 | 中 | 18’予算額との比較（伸び率） 小 (J)/(A) (S) | 中 (K)/(B) (T) | 計 (L)/(C) (U) |
|---|---|---|---|---|---|---|---|---|---|---|---|---|---|---|---|---|---|---|---|---|---|---|---|---|---|---|
| 138 | 厚真町 | 690.0 | 760.0 | 1,450.0 | 726.6 | 613.6 | 1,340.2 | 95.0 | 123.9 | 108.2 | 4 | | 690.0 | 760.0 | 1,450.0 | 1,223.1 | 929.6 | 2,152.7 | 56.4 | 81.8 | 67.4 | 4 | 4 | 100.0 | 100.0 | 100.0 |
| 139 | 洞爺湖町 | 494.0 | 523.0 | 1,017.0 | 1,428.2 | 1,124.9 | 2,553.1 | 34.6 | 46.5 | 39.8 | 4 | 4 | 450.0 | 471.0 | 921.0 | 2,025.8 | 1,781.7 | 3,807.5 | 22.2 | 26.4 | 24.2 | 4 | 4 | 91.1 | 90.1 | 90.6 |
| 140 | 安平町 | 1,215.0 | 700.0 | 1,915.0 | 1,102.4 | 920.4 | 2,022.8 | 110.2 | 76.1 | 94.7 | | 4 | 1,125.0 | 700.0 | 1,825.0 | 1,720.0 | 1,394.4 | 3,114.4 | 65.4 | 50.2 | 58.6 | 4 | 4 | 92.6 | 100.0 | 95.3 |
| 141 | むかわ町 | 955.0 | 737.0 | 1,692.0 | 1,678.7 | 1,227.2 | 2,905.9 | 56.9 | 60.1 | 58.2 | 4 | 4 | 987.0 | 742.0 | 1,729.0 | 2,484.4 | 1,859.2 | 4,343.6 | 39.7 | 39.9 | 39.8 | 4 | 4 | 103.4 | 100.7 | 102.2 |
| 142 | 日高町 | 1,070.0 | 900.0 | 1,970.0 | 1,854.1 | 1,431.7 | 3,285.8 | 57.7 | 62.9 | 60.0 | 4 | 4 | 1,095.0 | 885.0 | 1,980.0 | 2,866.7 | 2,169.1 | 5,035.7 | 38.2 | 40.8 | 39.3 | 4 | 4 | 102.3 | 98.3 | 100.5 |
| 143 | 平取町 | 860.0 | 290.0 | 1,150.0 | 1,052.3 | 1,073.8 | 2,126.1 | 81.7 | 27.0 | 54.1 | 4 | 4 | 780.0 | 230.0 | 1,010.0 | 1,643.6 | 1,626.8 | 3,270.4 | 47.5 | 14.1 | 30.9 | 4 | 4 | 90.7 | 79.3 | 87.8 |
| 144 | 新冠町 | 646.0 | 315.0 | 961.0 | 1,177.6 | 511.3 | 1,688.9 | 54.9 | 61.6 | 56.9 | 4 | 4 | 500.0 | 315.0 | 815.0 | 1,758.2 | 697.2 | 2,455.4 | 28.4 | 45.2 | 33.2 | 4 | 4 | 77.4 | 100.0 | 84.8 |
| 145 | 浦河町 | 1,311.0 | 673.0 | 1,984.0 | 1,503.3 | 1,329.5 | 2,832.8 | 87.2 | 50.6 | 70.0 | 4 | 4 | 1,289.0 | 669.0 | 1,958.0 | 2,446.2 | 2,014.1 | 4,460.4 | 52.7 | 33.2 | 43.9 | 4 | 4 | 98.3 | 99.4 | 98.7 |
| 146 | 様似町 | 113.0 | 102.0 | 215.0 | 576.3 | 460.2 | 1,036.5 | 19.6 | 22.2 | 20.7 | 4 | 4 | 80.0 | 68.0 | 148.0 | 879.1 | 697.2 | 1,576.3 | 9.1 | 9.8 | 9.4 | 4 | 4 | 70.8 | 66.7 | 68.8 |
| 147 | えりも町 | 810.0 | 320.0 | 1,130.0 | 1,027.3 | 920.4 | 1,947.7 | 78.8 | 34.8 | 58.0 | 4 | 4 | 770.0 | 320.0 | 1,090.0 | 1,528.9 | 1,239.5 | 2,768.4 | 50.4 | 25.8 | 39.4 | 4 | 4 | 95.1 | 100.0 | 96.5 |
| 148 | 新ひだか町 | 3,015.7 | 1,750.0 | 4,765.7 | 3,056.8 | 2,454.4 | 5,511.2 | 98.7 | 71.3 | 86.5 | 4 | 4 | 2,001.0 | 1,343.0 | 3,344.0 | 4,586.7 | 3,640.9 | 8,227.6 | 43.6 | 36.9 | 40.6 | 4 | 4 | 66.4 | 76.7 | 70.2 |
| 149 | 帯広市 | 6,000.0 | 4,200.0 | 10,200.0 | 13,053.9 | 13,039.0 | 26,092.9 | 46.0 | 32.2 | 39.1 | 4 | 4 | 6,000.0 | 4,200.0 | 10,200.0 | 19,875.6 | 19,831.5 | 39,707.0 | 30.2 | 21.2 | 25.7 | 4 | 4 | 100.0 | 100.0 | 100.0 |
| 150 | 音更町 | 5,388.0 | 2,975.0 | 8,363.0 | 5,261.7 | 4,244.1 | 9,505.7 | 102.4 | 70.1 | 88.0 | | 4 | 5,387.0 | 2,985.0 | 8,372.0 | 8,294.2 | 6,507.2 | 14,801.4 | 64.9 | 45.9 | 56.6 | 4 | 4 | 100.0 | 100.3 | 100.1 |
| 151 | 士幌町 | 1,275.0 | 396.5 | 1,671.5 | 1,403.1 | 613.6 | 2,016.7 | 90.9 | 64.6 | 82.9 | 4 | 4 | 1,711.0 | 760.0 | 2,471.0 | 2,140.4 | 1,084.5 | 3,225.0 | 79.9 | 70.1 | 76.6 | 4 | 4 | 134.2 | 191.7 | 147.8 |
| 152 | 上士幌町 | 249.0 | 98.0 | 347.0 | 1,002.2 | 511.3 | 1,513.6 | 24.8 | 19.2 | 22.9 | 4 | 4 | 255.0 | 100.0 | 355.0 | 1,681.8 | 852.1 | 2,533.9 | 15.2 | 11.7 | 14.0 | 4 | 4 | 102.4 | 102.0 | 102.3 |
| 153 | 鹿追町 | 674.0 | 437.0 | 1,111.0 | 826.8 | 971.5 | 1,798.4 | 81.5 | 45.0 | 61.8 | 1 | 1 | 675.0 | 410.0 | 1,085.0 | 1,452.4 | 1,394.4 | 2,846.8 | 46.5 | 29.4 | 38.1 | 4 | 4 | 100.1 | 93.8 | 97.7 |
| 154 | 新得町 | 415.0 | 275.0 | 690.0 | 1,002.2 | 971.5 | 1,973.8 | 41.4 | 28.3 | 35.0 | 4 | 4 | 370.0 | 252.0 | 622.0 | 1,452.4 | 1,394.4 | 2,846.8 | 25.5 | 18.1 | 21.8 | 4 | 4 | 89.2 | 91.6 | 90.1 |
| 155 | 清水町 | 640.0 | 400.0 | 1,040.0 | 1,252.8 | 1,124.9 | 2,377.7 | 51.1 | 35.6 | 43.7 | 4 | 4 | 640.0 | 400.0 | 1,040.0 | 1,643.6 | 1,549.3 | 3,192.9 | 38.9 | 25.8 | 32.6 | 4 | 4 | 100.0 | 100.0 | 100.0 |
| 156 | 芽室町 | 1,648.8 | 1,011.8 | 2,660.6 | 1,929.3 | 2,147.6 | 4,076.9 | 85.5 | 47.1 | 65.3 | 4 | 4 | 2,056.3 | 1,535.6 | 3,591.9 | 3,172.4 | 3,176.1 | 6,348.6 | 64.8 | 48.3 | 56.6 | 4 | 4 | 124.7 | 151.8 | 135.0 |
| 157 | 中札内村 | 530.0 | 380.0 | 910.0 | 551.2 | 409.1 | 960.3 | 96.1 | 92.9 | 94.8 | 1 | 1 | 530.0 | 380.0 | 910.0 | 917.3 | 619.7 | 1,537.1 | 57.8 | 61.3 | 59.2 | 1 | 1 | 100.0 | 100.0 | 100.0 |
| 158 | 更別村 | 130.0 | 280.0 | 410.0 | 551.2 | 460.2 | 1,011.4 | 23.6 | 60.8 | 40.5 | 3 | 3 | 130.0 | 280.0 | 410.0 | 917.3 | 697.2 | 1,614.5 | 14.2 | 40.2 | 25.4 | 3 | 3 | 100.0 | 100.0 | 100.0 |
| 159 | 大樹町 | 956.0 | 494.0 | 1,450.0 | 952.1 | 869.3 | 1,821.4 | 100.4 | 56.8 | 79.6 | | 4 | 850.0 | 430.0 | 1,280.0 | 1,376.0 | 1,239.5 | 2,615.5 | 61.8 | 34.7 | 48.9 | 3 | 4 | 88.9 | 87.0 | 88.3 |
| 160 | 広尾町 | 1,124.0 | 1,022.0 | 2,146.0 | 1,202.7 | 1,534.0 | 2,736.7 | 93.5 | 66.6 | 78.4 | 4 | 4 | 977.0 | 612.0 | 1,589.0 | 1,872.9 | 2,246.5 | 4,119.4 | 52.2 | 27.2 | 38.6 | 4 | 4 | 86.9 | 59.9 | 74.0 |
| 161 | 幕別町 | 3,024.0 | 2,872.0 | 5,896.0 | 3,207.1 | 3,016.9 | 6,224.0 | 94.3 | 95.2 | 94.7 | 4 | 4 | 3,024.0 | 2,872.0 | 5,896.0 | 5,045.3 | 4,648.0 | 9,693.3 | 59.9 | 61.8 | 60.8 | 4 | 4 | 100.0 | 100.0 | 100.0 |
| 162 | 池田町 | 399.0 | 278.0 | 677.0 | 851.9 | 818.1 | 1,670.0 | 46.8 | 34.0 | 40.5 | 1 | 1 | 353.0 | 262.0 | 615.0 | 1,299.6 | 1,239.5 | 2,539.0 | 27.2 | 21.1 | 24.2 | 1 | 1 | 88.5 | 94.2 | 90.8 |
| 163 | 豊頃町 | 266.0 | 91.0 | 357.0 | 701.6 | 460.2 | 1,161.8 | 37.9 | 19.8 | 30.7 | 4 | 4 | 91.0 | 91.0 | 182.0 | 1,032.0 | 774.7 | 1,806.7 | 8.8 | 11.7 | 10.1 | 4 | 4 | 34.2 | 100.0 | 51.0 |
| 164 | 本別町 | 812.0 | 740.0 | 1,552.0 | 1,127.5 | 1,482.9 | 2,610.4 | 72.0 | 49.9 | 59.5 | 4 | 4 | 812.0 | 740.0 | 1,552.0 | 1,720.0 | 2,246.5 | 3,966.5 | 47.2 | 32.9 | 39.1 | 4 | 4 | 100.0 | 100.0 | 100.0 |
| 165 | 足寄町 | 607.0 | 332.0 | 939.0 | 1,002.2 | 767.0 | 1,769.2 | 60.6 | 43.3 | 53.1 | 4 | 4 | 603.0 | 330.0 | 933.0 | 1,605.3 | 1,162.0 | 2,767.3 | 37.6 | 28.4 | 33.7 | 4 | 4 | 99.3 | 99.4 | 99.4 |
| 166 | 陸別町 | 146.3 | 198.4 | 344.7 | 250.6 | 306.8 | 557.4 | 58.4 | 64.7 | 61.8 | 4 | 4 | 150.3 | 204.5 | 354.8 | 344.0 | 619.7 | 963.7 | 43.7 | 33.0 | 36.8 | 4 | 4 | 102.7 | 103.1 | 102.9 |
| 167 | 浦幌町 | 570.0 | 350.0 | 920.0 | 876.9 | 971.5 | 1,848.5 | 65.0 | 36.0 | 49.8 | 4 | 4 | 620.0 | 430.0 | 1,050.0 | 1,299.6 | 1,394.4 | 2,694.0 | 47.7 | 30.8 | 39.0 | 4 | 4 | 108.8 | 122.9 | 114.1 |
| 168 | 釧路市 | 5,460.0 | 6,528.0 | 11,988.0 | 13,855.7 | 12,834.5 | 26,690.2 | 39.4 | 50.9 | 44.9 | 4 | 4 | 5,459.0 | 7,147.0 | 12,606.0 | 21,289.8 | 20,296.3 | 41,586.0 | 25.6 | 35.2 | 30.3 | 4 | 4 | 100.0 | 109.5 | 105.2 |
| 169 | 釧路町 | 310.0 | 340.0 | 650.0 | 2,405.3 | 2,505.5 | 4,910.9 | 12.9 | 13.6 | 13.2 | 4 | 4 | 545.0 | 490.0 | 1,035.0 | 3,592.9 | 3,873.3 | 7,466.2 | 15.2 | 12.7 | 13.9 | 4 | 4 | 175.8 | 144.1 | 159.2 |
| 170 | 厚岸町 | 553.9 | 614.8 | 1,168.7 | 1,879.2 | 2,096.5 | 3,975.6 | 29.5 | 29.3 | 29.4 | 4 | 4 | 548.8 | 636.8 | 1,185.6 | 2,866.7 | 3,098.7 | 5,965.3 | 19.1 | 20.6 | 19.9 | 4 | 4 | 99.1 | 103.6 | 101.4 |
| 171 | 浜中町 | 189.0 | 152.0 | 341.0 | 1,804.0 | 1,278.3 | 3,082.3 | 10.5 | 11.9 | 11.1 | 4 | 4 | 168.0 | 140.0 | 308.0 | 2,866.7 | 1,859.2 | 4,725.9 | 5.9 | 7.5 | 6.5 | 4 | 4 | 88.9 | 92.1 | 90.3 |
| 172 | 標茶町 | 518.0 | 720.0 | 1,238.0 | 1,904.2 | 2,045.3 | 3,949.6 | 27.2 | 35.2 | 31.3 | 4 | 4 | 429.0 | 634.0 | 1,063.0 | 2,828.4 | 3,098.7 | 5,927.1 | 15.2 | 20.5 | 17.9 | 4 | 4 | 82.8 | 88.1 | 85.9 |
| 173 | 弟子屈町 | 900.0 | 300.0 | 1,200.0 | 1,327.9 | 818.1 | 2,146.1 | 67.8 | 36.7 | 55.9 | 4 | 4 | 900.0 | 300.0 | 1,200.0 | 2,064.0 | 1,394.4 | 3,458.4 | 43.6 | 21.5 | 34.7 | 4 | 4 | 100.0 | 100.0 | 100.0 |
| 174 | 鶴居村 | 747.0 | 560.0 | 1,307.0 | 701.6 | 511.3 | 1,212.9 | 106.5 | 109.5 | 107.8 | | | 677.0 | 522.0 | 1,199.0 | 1,108.4 | 852.1 | 1,960.6 | 61.1 | 61.3 | 61.2 | 4 | 4 | 90.6 | 93.2 | 91.7 |
| 175 | 白糠町 | 814.8 | 476.8 | 1,291.6 | 1,152.6 | 1,176.1 | 2,328.6 | 70.7 | 40.5 | 55.5 | 4 | 4 | 668.6 | 371.0 | 1,039.6 | 1,758.2 | 1,859.2 | 3,617.4 | 38.0 | 20.0 | 28.7 | 4 | 4 | 82.1 | 77.8 | 80.5 |
| 176 | 根室市 | 2,266.0 | 2,228.0 | 4,494.0 | 3,432.6 | 3,374.8 | 6,807.4 | 66.0 | 66.0 | 66.0 | 4 | 4 | 2,289.0 | 2,328.0 | 4,617.0 | 5,236.4 | 5,112.8 | 10,349.2 | 43.7 | 45.5 | 44.6 | 4 | 4 | 101.0 | 104.5 | 102.7 |
| 177 | 別海町 | 1,000.0 | 1,000.0 | 2,000.0 | 2,931.5 | 3,272.5 | 6,204.0 | 34.1 | 30.6 | 32.2 | 4 | 4 | 1,000.0 | 1,000.0 | 2,000.0 | 4,586.7 | 4,957.9 | 9,544.5 | 21.8 | 20.2 | 21.0 | 4 | 4 | 100.0 | 100.0 | 100.0 |
| 178 | 中標津町 | 1,062.0 | 654.0 | 1,716.0 | 3,282.3 | 2,812.3 | 6,094.6 | 32.4 | 23.3 | 28.2 | 4 | 4 | 1,008.0 | 609.0 | 1,617.0 | 5,083.6 | 4,415.6 | 9,499.2 | 19.8 | 13.8 | 17.0 | 4 | 4 | 94.9 | 93.1 | 94.2 |
| 179 | 標津町 | 330.0 | 320.0 | 650.0 | 1,202.7 | 1,227.2 | 2,429.9 | 27.4 | 26.1 | 26.8 | 4 | 4 | 230.0 | 220.0 | 450.0 | 1,796.4 | 2,014.1 | 3,810.6 | 12.8 | 10.9 | 11.8 | 4 | 4 | 69.7 | 68.8 | 69.2 |
| 180 | 羅臼町 | 1,022.0 | 694.0 | 1,716.0 | 1,227.7 | 1,585.1 | 2,812.9 | 83.2 | 43.8 | 61.0 | 4 | 4 | 892.0 | 661.0 | 1,553.0 | 1,796.4 | 2,401.5 | 4,197.9 | 49.7 | 27.5 | 37.0 | 4 | 4 | 87.3 | 95.2 | 90.5 |
| 合　計 | | 337,580.2 | 266,991.2 | 604,571.4 | 475,729.8 | 439,081.9 | 914,811.8 | 71.0 | 60.8 | 66.1 | | | 336,000.2 | 274,416.4 | 610,416.6 | 734,516.4 | 672,333.2 | 1,406,849.6 | 45.7 | 40.8 | 43.4 | | | 99.5 | 102.8 | 101.0 |

| 番号 | 設置者名 | 18年度 図書購入費（予算額） 小 (A) | 中 (B) | 計 (C) | おおよその基準財政需要額（18’） 小 (D) | 中 (E) | 計 (F) | 予算措置率 小 (A)／(D) (G) | 中 (B)／(E) (H) | 計 (C)／(F) (I) | 予算措置率が100%未満の理由 番号（1～4） 小 | 中 | 19年度 図書購入費（予算額） 小 (J) | 中 (K) | 計 (L) | おおよその基準財政需要額（19’） 小 (M) | 中 (N) | 計 (O) | 予算措置率 小 (J)／(M) (P) | 中 (K)／(N) (Q) | 計 (L)／(O) (R) | 予算措置率が100%未満の理由 番号（1～4） 小 | 中 | 18’予算額との比較（伸び率） 小 (J)/(A) (S) | 中 (K)/(B) (T) | 計 (L)/(C) (U) |
|---|---|---|---|---|---|---|---|---|---|---|---|---|---|---|---|---|---|---|---|---|---|---|---|---|---|---|
| | | 千円 | 千円 | 千円 | 千円 | 千円 | 千円 | % | % | % | | | 千円 | 千円 | 千円 | 千円 | 千円 | 千円 | % | % | % | | | % | % | % |
| 1 | 青森市 | 15,336.0 | 14,675.0 | 30,011.0 | 21,932.5 | 20,172.4 | 42,104.9 | 69.9 | 72.7 | 71.3 | 4 | 4 | 15,003.0 | 14,739.0 | 29,742.0 | 33,513.2 | 30,545.1 | 64,058.4 | 44.8 | 48.3 | 46.4 | 4 | 4 | 97.8 | 100.4 | 99.1 |
| 2 | 平内町 | 0.0 | 0.0 | 0.0 | 1,719.0 | 1,209.2 | 2,928.2 | 0.0 | 0.0 | 0.0 | 4 | 4 | 0.0 | 0.0 | 0.0 | 2,465.3 | 1,719.8 | 4,185.1 | 0.0 | 0.0 | 0.0 | 4 | 4 | － | － | － |
| 3 | 外ヶ浜町 | 210.0 | 150.0 | 360.0 | 629.4 | 620.8 | 1,250.2 | 33.4 | 24.2 | 28.8 | 4 | 4 | 280.0 | 220.0 | 500.0 | 1,020.5 | 921.9 | 1,942.4 | 27.4 | 23.9 | 25.7 | 4 | 4 | 133.3 | 146.7 | 138.9 |
| 4 | 今別町 | 100.0 | 185.0 | 285.0 | 248.7 | 355.5 | 604.2 | 40.2 | 52.0 | 47.2 | 3 | 4 | 121.0 | 181.0 | 302.0 | 389.9 | 488.0 | 877.9 | 31.0 | 37.1 | 34.4 | 3 | 4 | 121.0 | 97.8 | 106.0 |
| 5 | 蓬田村 | 100.0 | 70.0 | 170.0 | 220.3 | 213.2 | 433.5 | 45.4 | 32.8 | 39.2 | 4 | 4 | 100.0 | 100.0 | 200.0 | 389.9 | 294.4 | 684.2 | 25.6 | 34.0 | 29.2 | 4 | 4 | 100.0 | 142.9 | 117.6 |
| 6 | 五所川原市 | 2,767.0 | 2,168.0 | 4,935.0 | 5,186.2 | 4,295.2 | 9,481.4 | 53.4 | 50.5 | 52.0 | 4 | 4 | 2,672.0 | 2,168.0 | 4,840.0 | 7,858.5 | 6,476.2 | 14,334.7 | 34.0 | 33.5 | 33.8 | 4 | 4 | 96.6 | 100.0 | 98.1 |
| 7 | つがる市 | 2,700.0 | 1,398.0 | 4,098.0 | 3,996.3 | 2,908.5 | 6,904.7 | 67.6 | 48.1 | 59.4 | 4 | 4 | 3,000.0 | 1,798.0 | 4,798.0 | 5,813.6 | 4,748.7 | 10,562.3 | 51.6 | 37.9 | 45.4 | 4 | 4 | 111.1 | 128.6 | 117.1 |
| 8 | 鰺ヶ沢町 | 453.0 | 268.0 | 721.0 | 1,453.2 | 971.5 | 2,424.8 | 31.2 | 27.6 | 29.7 | 4 | 4 | 490.0 | 353.0 | 843.0 | 2,194.0 | 1,394.4 | 3,588.4 | 22.3 | 25.3 | 23.5 | 4 | 4 | 108.2 | 131.7 | 116.9 |
| 9 | 深浦町 | 400.0 | 300.0 | 700.0 | 1,011.9 | 1,042.3 | 2,054.2 | 39.5 | 28.8 | 34.1 | 4 | 4 | 400.0 | 300.0 | 700.0 | 1,444.8 | 1,526.1 | 2,970.9 | 27.7 | 19.7 | 23.6 | 4 | 4 | 100.0 | 100.0 | 100.0 |
| 10 | 板柳町 | 825.0 | 490.0 | 1,315.0 | 1,227.3 | 904.9 | 2,132.2 | 67.2 | 54.2 | 61.7 | 4 | 4 | 800.0 | 470.0 | 1,270.0 | 1,991.4 | 1,371.2 | 3,362.5 | 40.2 | 34.3 | 37.8 | 4 | 4 | 97.0 | 95.9 | 96.6 |
| 11 | 中泊町 | 671.0 | 390.0 | 1,061.0 | 1,267.9 | 962.8 | 2,230.8 | 52.9 | 40.5 | 47.6 | 4 | 4 | 639.0 | 360.0 | 999.0 | 1,827.0 | 1,433.1 | 3,260.2 | 35.0 | 25.1 | 30.6 | 4 | 4 | 95.2 | 92.3 | 94.2 |
| 12 | 鶴田町 | 3,273.0 | 1,034.0 | 4,307.0 | 1,603.6 | 1,022.7 | 2,626.2 | 204.1 | 101.1 | 164.0 | | | 1,638.0 | 470.0 | 2,108.0 | 2,430.9 | 1,502.9 | 3,933.8 | 67.4 | 31.3 | 53.6 | 4 | 4 | 50.0 | 45.5 | 48.9 |
| 13 | 弘前市 | 6,968.0 | 6,166.0 | 13,134.0 | 13,025.9 | 11,492.3 | 24,518.3 | 53.5 | 53.7 | 53.6 | 4 | 4 | 7,391.0 | 7,850.0 | 15,241.0 | 19,879.4 | 17,507.5 | 37,386.8 | 37.2 | 44.8 | 40.8 | 4 | 4 | 106.1 | 127.3 | 116.0 |
| 14 | 黒石市 | 976.0 | 870.0 | 1,846.0 | 3,538.5 | 3,260.1 | 6,798.6 | 27.6 | 26.7 | 27.2 | 4 | 4 | 912.0 | 887.0 | 1,799.0 | 5,389.3 | 5,004.3 | 10,393.7 | 16.9 | 17.7 | 17.3 | 4 | 4 | 93.4 | 102.0 | 97.5 |
| 15 | 平川市 | 732.0 | 366.0 | 1,098.0 | 2,892.4 | 2,748.5 | 5,640.9 | 25.3 | 13.3 | 19.5 | 4 | 4 | 732.0 | 366.0 | 1,098.0 | 4,517.9 | 4,113.5 | 8,631.3 | 16.2 | 8.9 | 12.7 | 4 | 4 | 100.0 | 100.0 | 100.0 |
| 16 | 藤崎町 | 750.0 | 500.0 | 1,250.0 | 1,290.3 | 1,177.0 | 2,467.2 | 58.1 | 42.5 | 50.7 | 4 | 4 | 750.0 | 500.0 | 1,250.0 | 1,987.6 | 1,743.0 | 3,730.6 | 37.7 | 28.7 | 33.5 | 4 | 4 | 100.0 | 100.0 | 100.0 |
| 17 | 大鰐町 | 830.0 | 450.0 | 1,280.0 | 991.3 | 704.6 | 1,695.9 | 83.7 | 63.9 | 75.5 | 4 | 4 | 830.0 | 450.0 | 1,280.0 | 1,502.1 | 1,022.6 | 2,524.7 | 55.3 | 44.0 | 50.7 | 4 | 4 | 100.0 | 100.0 | 100.0 |
| 18 | 西目屋村 | 200.0 | 129.0 | 329.0 | 240.8 | 283.5 | 524.3 | 83.1 | 45.5 | 62.8 | 4 | 4 | 150.0 | 100.0 | 250.0 | 374.6 | 433.8 | 808.4 | 40.0 | 23.1 | 30.9 | 4 | 4 | 75.0 | 77.5 | 76.0 |
| 19 | 田舎館村 | 1,048.0 | 544.0 | 1,592.0 | 660.9 | 581.7 | 1,242.6 | 158.6 | 93.5 | 128.1 | | 4 | 969.0 | 544.0 | 1,513.0 | 1,024.4 | 991.6 | 2,015.9 | 94.6 | 54.9 | 75.1 | 4 | 4 | 92.5 | 100.0 | 95.0 |
| 20 | 十和田市 | 2,890.0 | 2,930.0 | 5,820.0 | 5,799.3 | 5,121.9 | 10,921.2 | 49.8 | 57.2 | 53.3 | 4 | 4 | 3,590.0 | 3,630.0 | 7,220.0 | 8,875.2 | 7,653.7 | 16,528.9 | 40.4 | 47.4 | 43.7 | 4 | 4 | 124.2 | 123.9 | 124.1 |
| 21 | 三沢市 | 1,800.0 | 3,000.0 | 4,800.0 | 3,540.2 | 3,119.4 | 6,659.6 | 50.8 | 96.2 | 72.1 | 4 | 4 | 1,700.0 | 2,800.0 | 4,500.0 | 5,312.9 | 4,779.7 | 10,092.6 | 32.0 | 58.6 | 44.6 | 4 | 4 | 94.4 | 93.3 | 93.8 |
| 22 | 野辺地町 | 100.0 | 0.0 | 100.0 | 1,164.1 | 924.2 | 2,088.3 | 8.6 | 0.0 | 4.8 | 4 | 4 | 80.0 | 0.0 | 80.0 | 1,708.5 | 1,371.2 | 3,079.7 | 4.7 | 0.0 | 2.6 | 4 | 4 | 80.0 | － | 80.0 |
| 23 | 七戸町 | 648.0 | 650.0 | 1,298.0 | 1,479.1 | 1,357.3 | 2,836.4 | 43.8 | 47.9 | 45.8 | 4 | 4 | 600.0 | 600.0 | 1,200.0 | 2,281.9 | 2,176.8 | 4,458.7 | 26.3 | 27.6 | 26.9 | 4 | 4 | 92.6 | 92.3 | 92.4 |
| 24 | おいらせ町 | 851.8 | 648.3 | 1,500.1 | 1,906.6 | 1,813.5 | 3,720.1 | 44.7 | 35.7 | 40.3 | 4 | 3 | 964.9 | 600.2 | 1,565.1 | 2,904.9 | 2,765.6 | 5,670.4 | 33.2 | 21.7 | 27.6 | 4 | 4 | 113.3 | 92.6 | 104.3 |
| 25 | 六戸町 | 277.0 | 200.0 | 477.0 | 914.8 | 825.3 | 1,740.1 | 30.3 | 24.2 | 27.4 | 3 | 3 | 592.0 | 366.0 | 958.0 | 1,410.4 | 1,340.2 | 2,750.6 | 42.0 | 27.3 | 34.8 | 3 | 3 | 213.7 | 183.0 | 200.8 |
| 26 | 横浜町 | 660.0 | 180.0 | 840.0 | 635.6 | 562.4 | 1,198.0 | 103.8 | 32.0 | 70.1 | | 4 | 660.0 | 180.0 | 840.0 | 1,020.5 | 743.7 | 1,764.2 | 64.7 | 24.2 | 47.6 | 4 | 4 | 100.0 | 100.0 | 100.0 |
| 27 | 東北町 | 1,228.0 | 604.0 | 1,832.0 | 1,948.5 | 1,474.3 | 3,422.8 | 63.0 | 41.0 | 53.5 | 4 | 4 | 1,400.0 | 600.0 | 2,000.0 | 2,977.5 | 2,192.3 | 5,169.8 | 47.0 | 27.4 | 38.7 | 4 | 4 | 114.0 | 99.3 | 109.2 |
| 28 | 六ヶ所村 | 1,457.0 | 978.0 | 2,435.0 | 1,321.8 | 1,189.6 | 2,511.4 | 110.2 | 82.2 | 97.0 | | 3 | 1,706.0 | 1,946.0 | 3,652.0 | 2,048.7 | 1,882.4 | 3,931.2 | 83.3 | 103.4 | 92.9 | 4 | | 117.1 | － | 150.0 |
| 29 | むつ市 | 1,650.0 | 1,200.0 | 2,850.0 | 5,657.6 | 5,299.9 | 10,957.5 | 29.2 | 22.6 | 26.0 | 4 | 4 | 1,650.0 | 1,200.0 | 2,850.0 | 8,707.0 | 7,924.8 | 16,631.9 | 19.0 | 15.1 | 17.1 | 4 | 4 | 100.0 | 100.0 | 100.0 |
| 30 | 大間町 | 254.0 | 0.0 | 254.0 | 579.4 | 625.4 | 1,204.7 | 43.8 | 0.0 | 21.1 | 4 | 4 | 200.0 | 0.0 | 200.0 | 894.4 | 952.8 | 1,847.2 | 22.4 | 0.0 | 10.8 | 4 | 4 | 78.7 | － | 78.7 |
| 31 | 東通村 | 464.0 | 420.0 | 884.0 | 1,488.0 | 919.2 | 2,407.2 | 31.2 | 45.7 | 36.7 | 4 | 4 | 448.0 | 384.0 | 832.0 | 1,884.4 | 1,262.7 | 3,147.1 | 23.8 | 30.4 | 26.4 | 4 | 4 | 96.6 | 91.4 | 94.1 |
| 32 | 風間浦村 | 200.0 | 100.0 | 300.0 | 519.3 | 258.5 | 777.8 | 38.5 | 38.7 | 38.6 | 4 | 4 | 190.0 | 90.0 | 280.0 | 756.8 | 395.1 | 1,151.9 | 25.1 | 22.8 | 24.3 | 4 | 4 | 95.0 | 90.0 | 93.3 |
| 33 | 佐井村 | 477.0 | 146.0 | 623.0 | 604.2 | 614.1 | 1,218.3 | 78.9 | 23.8 | 51.1 | 4 | 4 | 440.0 | 360.0 | 800.0 | 818.0 | 790.2 | 1,608.1 | 53.8 | 45.6 | 49.7 | 4 | 4 | 92.2 | 246.6 | 128.4 |
| 34 | 八戸市 | 11,316.0 | 11,979.0 | 23,295.0 | 17,471.5 | 16,612.2 | 34,083.7 | 64.8 | 72.1 | 68.3 | 4 | 4 | 11,150.0 | 14,000.0 | 25,150.0 | 26,625.6 | 25,223.1 | 51,848.7 | 41.9 | 55.5 | 48.5 | 4 | 4 | 98.5 | 116.9 | 108.0 |
| 35 | 三戸町 | 1,239.6 | 540.4 | 1,780.0 | 1,097.7 | 1,013.2 | 2,110.9 | 112.9 | 53.3 | 84.3 | | 4 | 880.0 | 560.0 | 1,440.0 | 1,578.6 | 1,495.1 | 3,073.7 | 55.7 | 37.5 | 46.8 | 4 | 4 | 71.0 | 103.6 | 80.9 |
| 36 | 五戸町 | 1,304.0 | 769.0 | 2,073.0 | 1,978.8 | 1,388.4 | 3,367.3 | 65.9 | 55.4 | 61.6 | 4 | 4 | 1,113.0 | 420.0 | 1,533.0 | 3,015.7 | 2,045.1 | 5,060.9 | 36.9 | 20.5 | 30.3 | 4 | 4 | 85.4 | 54.6 | 74.0 |
| 37 | 田子町 | 125.0 | 119.0 | 244.0 | 689.3 | 555.9 | 1,245.2 | 18.1 | 21.4 | 19.6 | 4 | 4 | 98.0 | 117.0 | 215.0 | 1,051.1 | 821.1 | 1,872.3 | 9.3 | 14.2 | 11.5 | 4 | 4 | 78.4 | 98.3 | 88.1 |
| 38 | 南部町 | 1,120.0 | 810.0 | 1,930.0 | 1,899.8 | 1,794.8 | 3,694.6 | 59.0 | 45.1 | 52.2 | 4 | 4 | 800.0 | 1,000.0 | 1,800.0 | 2,824.6 | 2,695.8 | 5,520.5 | 28.3 | 37.1 | 32.6 | 4 | 4 | 71.4 | 123.5 | 93.3 |
| 39 | 階上町 | 432.0 | 300.0 | 732.0 | 1,656.5 | 1,181.8 | 2,838.3 | 26.1 | 25.4 | 25.8 | 4 | 4 | 370.0 | 300.0 | 670.0 | 2,538.0 | 1,774.0 | 4,311.9 | 14.6 | 16.9 | 15.5 | 4 | 4 | 85.6 | 100.0 | 91.5 |
| 40 | 新郷村 | 310.0 | 220.0 | 530.0 | 503.5 | 426.5 | 930.0 | 61.6 | 51.6 | 57.0 | 4 | 4 | 245.0 | 180.0 | 425.0 | 825.6 | 619.7 | 1,445.3 | 29.7 | 29.0 | 29.4 | 4 | 4 | 79.0 | 81.8 | 80.2 |
| 合 計 | | 67,142.4 | 55,946.7 | 123,089.1 | 115,992.1 | 102,004.3 | 217,996.4 | 57.9 | 54.8 | 56.5 | | | 65,753.9 | 61,189.2 | 126,943.1 | 176,074.5 | 154,143.2 | 330,217.7 | 37.3 | 39.7 | 38.4 | | | 97.9 | 109.4 | 103.1 |

## 【岩手県】

【小・中学校分集計表】

| 番号 | 設置者名 | 18年度 図書購入費（予算額） 小 (A) | 中 (B) | 計 (C) | おおよその基準財政需要額（18') 小 (D) | 中 (E) | 計 (F) | 予算措置率 小 (A)／(D) (G) | 中 (B)／(E) (H) | 計 (C)／(F) (I) | 予算措置率が100%未満の理由 番号（1～4） 小 | 中 | 19年度 図書購入費（予算額） 小 (J) | 中 (K) | 計 (L) | おおよその基準財政需要額（19') 小 (M) | 中 (N) | 計 (O) | 予算措置率 小 (J)／(M) (P) | 中 (K)／(N) (Q) | 計 (L)／(O) (R) | 予算措置率が100%未満の理由 番号（1～4） 小 | 中 | 18'予算額との比較（伸び率） 小 (J)/(A) (S) | 中 (K)/(B) (T) | 計 (L)/(C) (U) |
|---|---|---|---|---|---|---|---|---|---|---|---|---|---|---|---|---|---|---|---|---|---|---|---|---|---|---|
| | | 千円 | 千円 | 千円 | 千円 | 千円 | 千円 | % | % | % | | | 千円 | 千円 | 千円 | 千円 | 千円 | 千円 | % | % | % | | | % | % | % |
| 1 | 盛岡市 | 15,872.0 | 15,013.0 | 30,885.0 | 17,689.2 | 16,925.1 | 34,614.4 | 89.7 | 88.7 | 89.2 | 4 | 4 | 15,925.0 | 15,223.0 | 31,148.0 | 27,023.1 | 25,486.5 | 52,509.6 | 58.9 | 59.7 | 59.3 | 4 | 4 | 100.3 | 101.4 | 100.9 |
| 2 | 八幡平市 | 2,707.0 | 1,466.0 | 4,173.0 | 2,781.2 | 2,403.3 | 5,184.4 | 97.3 | 61.0 | 80.5 | 4 | 4 | 2,782.0 | 1,464.0 | 4,246.0 | 4,204.4 | 3,640.9 | 7,845.4 | 66.2 | 40.2 | 54.1 | 4 | 4 | 102.8 | 99.9 | 101.7 |
| 3 | 雫石町 | 2,014.0 | 800.0 | 2,814.0 | 1,854.1 | 1,227.2 | 3,081.3 | 108.6 | 65.2 | 91.3 | | 1 | 2,000.0 | 500.0 | 2,500.0 | 2,828.4 | 1,859.2 | 4,687.6 | 70.7 | 26.9 | 53.3 | 2 | 1 | 99.3 | 62.5 | 88.8 |
| 4 | 葛巻町 | 840.0 | 350.0 | 1,190.0 | 1,227.7 | 971.5 | 2,199.3 | 68.4 | 36.0 | 54.1 | 4 | 4 | 780.0 | 350.0 | 1,130.0 | 1,681.8 | 1,471.9 | 3,153.6 | 46.4 | 23.8 | 35.8 | 4 | 4 | 92.9 | 100.0 | 95.0 |
| 5 | 岩手町 | 1,850.0 | 1,350.0 | 3,200.0 | 1,753.9 | 1,482.9 | 3,236.8 | 105.5 | 91.0 | 98.9 | | 4 | 1,810.0 | 1,300.0 | 3,110.0 | 2,675.6 | 2,556.4 | 5,232.0 | 67.6 | 50.9 | 59.4 | 4 | 4 | 97.8 | 96.3 | 97.2 |
| 6 | 滝沢村 | 1,978.0 | 3,078.0 | 5,056.0 | 3,332.4 | 3,630.5 | 6,962.9 | 59.4 | 84.8 | 72.6 | 4 | 4 | 3,350.0 | 4,435.0 | 7,785.0 | 5,121.8 | 5,422.7 | 10,544.4 | 65.4 | 81.8 | 73.8 | 4 | 4 | 169.4 | 144.1 | 154.0 |
| 7 | 紫波町 | 3,100.0 | 2,500.0 | 5,600.0 | 2,856.3 | 2,301.0 | 5,157.3 | 108.5 | 108.6 | 108.6 | | | 3,000.0 | 2,500.0 | 5,500.0 | 4,395.6 | 3,563.5 | 7,959.0 | 68.3 | 70.2 | 69.1 | 4 | 4 | 96.8 | 100.0 | 98.2 |
| 8 | 矢巾町 | 2,343.0 | 2,345.0 | 4,688.0 | 1,954.3 | 1,789.7 | 3,744.0 | 119.9 | 131.0 | 125.2 | | | 1,930.0 | 1,387.0 | 3,317.0 | 3,057.8 | 2,866.3 | 5,924.0 | 63.1 | 48.4 | 56.0 | 4 | 4 | 82.4 | 59.1 | 70.8 |
| 9 | 花巻市 | 11,678.0 | 7,183.0 | 18,861.0 | 5,988.3 | 7,005.3 | 12,993.5 | 195.0 | 102.5 | 145.2 | | | 11,568.0 | 7,178.0 | 18,746.0 | 9,326.2 | 8,288.9 | 17,615.2 | 124.0 | 86.6 | 106.4 | | 4 | 99.1 | 99.9 | 99.4 |
| 10 | 遠野市 | 2,727.0 | 2,709.0 | 5,436.0 | 2,655.9 | 2,658.9 | 5,314.8 | 102.7 | 101.9 | 102.3 | | | 2,987.0 | 2,899.0 | 5,886.0 | 4,013.3 | 3,950.8 | 7,964.1 | 74.4 | 73.4 | 73.9 | 4 | 4 | 109.5 | 107.0 | 108.3 |
| 11 | 北上市 | 4,720.0 | 2,469.0 | 7,189.0 | 7,291.2 | 6,545.1 | 13,836.2 | 64.7 | 37.7 | 52.0 | 4 | 4 | 5,082.0 | 3,044.0 | 8,126.0 | 11,237.3 | 10,070.7 | 21,308.0 | 45.2 | 30.2 | 38.1 | 4 | 4 | 107.7 | 123.3 | 113.0 |
| 12 | 西和賀町 | 910.0 | 600.0 | 1,510.0 | 726.6 | 357.9 | 1,084.5 | 125.2 | 167.6 | 139.2 | | | 800.0 | 500.0 | 1,300.0 | 1,146.7 | 542.3 | 1,688.9 | 69.8 | 92.2 | 77.0 | 1 | 1 | 87.9 | 83.3 | 86.1 |
| 13 | 奥州市 | 6,589.0 | 4,012.0 | 10,601.0 | 9,746.6 | 8,385.9 | 18,132.5 | 67.6 | 47.8 | 58.5 | 4 | 4 | 5,931.0 | 3,597.0 | 9,528.0 | 14,868.4 | 12,627.1 | 27,495.5 | 39.9 | 28.5 | 34.7 | 4 | 4 | 90.0 | 89.7 | 89.9 |
| 14 | 金ケ崎町 | 500.0 | 200.0 | 700.0 | 1,327.9 | 971.5 | 2,299.5 | 37.7 | 20.6 | 30.4 | 4 | 4 | 500.0 | 200.0 | 700.0 | 2,140.4 | 1,471.9 | 3,612.3 | 23.4 | 13.6 | 19.4 | 4 | 4 | 100.0 | 100.0 | 100.0 |
| 15 | 一関市 | 10,723.0 | 6,892.0 | 17,615.0 | 9,771.7 | 8,212.0 | 17,983.7 | 109.7 | 83.9 | 97.9 | | 4 | 10,268.0 | 6,613.0 | 16,881.0 | 15,017.5 | 12,534.1 | 27,551.6 | 68.4 | 52.8 | 61.3 | 4 | 4 | 95.8 | 96.0 | 95.8 |
| 16 | 平泉町 | 551.0 | 380.0 | 931.0 | 325.7 | 511.3 | 837.1 | 169.2 | 74.3 | 111.2 | | 4 | 541.0 | 380.0 | 921.0 | 496.9 | 774.7 | 1,271.6 | 108.9 | 49.1 | 72.4 | | 4 | 98.2 | 100.0 | 98.9 |
| 17 | 藤沢町 | 359.9 | 233.9 | 593.8 | 801.8 | 511.3 | 1,313.1 | 44.9 | 45.7 | 45.2 | 4 | 4 | 438.4 | 266.0 | 704.4 | 1,452.4 | 929.6 | 2,382.0 | 30.2 | 28.6 | 29.6 | 4 | 4 | 121.8 | 113.7 | 118.6 |
| 18 | 大船渡市 | 2,500.0 | 1,800.0 | 4,300.0 | 3,407.6 | 2,914.6 | 6,322.2 | 73.4 | 61.8 | 68.0 | 4 | 4 | 2,400.0 | 1,680.0 | 4,080.0 | 5,160.0 | 4,415.6 | 9,575.6 | 46.5 | 38.0 | 42.6 | 4 | 4 | 96.0 | 93.3 | 94.9 |
| 19 | 陸前高田市 | 2,400.0 | 2,400.0 | 4,800.0 | 1,981.9 | 1,886.8 | 3,868.7 | 121.1 | 127.2 | 124.1 | | | 2,400.0 | 2,400.0 | 4,800.0 | 3,004.3 | 2,827.5 | 5,831.8 | 79.9 | 84.9 | 82.3 | 4 | 4 | 100.0 | 100.0 | 100.0 |
| 20 | 住田町 | 600.0 | 400.0 | 1,000.0 | 601.3 | 562.5 | 1,163.8 | 99.8 | 71.1 | 85.9 | 4 | 4 | 600.0 | 400.0 | 1,000.0 | 879.1 | 697.2 | 1,576.3 | 68.3 | 57.4 | 63.4 | 4 | 4 | 100.0 | 100.0 | 100.0 |
| 21 | 釜石市 | 2,711.0 | 2,209.0 | 4,920.0 | 3,207.1 | 2,812.3 | 6,019.4 | 84.5 | 78.5 | 81.7 | 4 | 4 | 2,431.0 | 2,097.0 | 4,528.0 | 4,739.6 | 4,028.3 | 8,767.8 | 51.3 | 52.1 | 51.6 | 4 | 4 | 89.7 | 94.9 | 92.0 |
| 22 | 大槌町 | 500.0 | 400.0 | 900.0 | 1,177.6 | 869.3 | 2,046.9 | 42.5 | 46.0 | 44.0 | 4 | 4 | 650.0 | 520.0 | 1,170.0 | 1,834.7 | 1,316.9 | 3,151.6 | 35.4 | 39.5 | 37.1 | 4 | 4 | 130.0 | 130.0 | 130.0 |
| 23 | 宮古市 | 3,439.0 | 3,530.0 | 6,969.0 | 4,635.3 | 3,835.0 | 8,470.3 | 74.2 | 92.0 | 82.3 | 4 | 4 | 3,397.0 | 3,497.0 | 6,894.0 | 7,071.1 | 5,810.0 | 12,881.1 | 48.0 | 60.2 | 53.5 | 4 | 4 | 98.8 | 99.1 | 98.9 |
| 24 | 山田町 | 928.0 | 495.0 | 1,423.0 | 1,778.9 | 1,227.2 | 3,006.1 | 52.2 | 40.3 | 47.3 | 4 | 4 | 3,600.0 | 400.0 | 4,000.0 | 2,713.8 | 1,781.7 | 4,495.5 | 132.7 | 22.5 | 89.0 | | 4 | 387.9 | 80.8 | 281.1 |
| 25 | 岩泉町 | 1,500.0 | 1,000.0 | 2,500.0 | 1,804.0 | 1,380.6 | 3,184.6 | 83.1 | 72.4 | 78.5 | 4 | 4 | 1,500.0 | 950.0 | 2,450.0 | 2,713.8 | 2,169.1 | 4,882.8 | 55.3 | 43.8 | 50.2 | 4 | 4 | 100.0 | 95.0 | 98.0 |
| 26 | 田野畑村 | 720.0 | 180.0 | 900.0 | 601.3 | 255.7 | 857.0 | 119.7 | 70.4 | 105.0 | | 4 | 750.0 | 200.0 | 950.0 | 955.6 | 387.3 | 1,342.9 | 78.5 | 51.6 | 70.7 | 4 | 4 | 104.2 | 111.1 | 105.6 |
| 27 | 川井村 | 250.0 | 50.0 | 300.0 | 425.9 | 153.4 | 579.3 | 58.7 | 32.6 | 51.8 | 4 | 4 | 250.0 | 50.0 | 300.0 | 611.6 | 232.4 | 844.0 | 40.9 | 21.5 | 35.5 | 4 | 4 | 100.0 | 100.0 | 100.0 |
| 28 | 久慈市 | 3,149.0 | 2,091.0 | 5,240.0 | 4,209.3 | 3,548.7 | 7,758.0 | 74.8 | 58.9 | 67.5 | 4 | 4 | 2,835.0 | 1,882.0 | 4,717.0 | 6,413.7 | 5,399.4 | 11,813.1 | 44.2 | 34.9 | 39.9 | 4 | 4 | 90.0 | 90.0 | 90.0 |
| 29 | 洋野町 | 2,345.0 | 1,719.0 | 4,064.0 | 2,229.9 | 2,096.5 | 4,326.4 | 105.2 | 82.0 | 93.9 | | 4 | 1,920.0 | 1,350.0 | 3,270.0 | 3,363.6 | 3,098.7 | 6,462.2 | 57.1 | 43.6 | 50.6 | 4 | 4 | 81.9 | 78.5 | 80.5 |
| 30 | 普代村 | 188.0 | 85.0 | 273.0 | 400.9 | 204.5 | 605.4 | 46.9 | 41.6 | 45.1 | 4 | 4 | 148.0 | 85.0 | 233.0 | 573.3 | 232.4 | 805.7 | 25.8 | 36.6 | 28.9 | 4 | 4 | 78.7 | 100.0 | 85.3 |
| 31 | 野田村 | 400.0 | 300.0 | 700.0 | 300.7 | 357.9 | 658.6 | 133.0 | 83.8 | 106.3 | | 4 | 400.0 | 300.0 | 700.0 | 420.4 | 542.3 | 962.7 | 95.1 | 55.3 | 72.7 | 4 | 4 | 100.0 | 100.0 | 100.0 |
| 32 | 二戸市 | 1,226.0 | 1,299.0 | 2,525.0 | 2,806.2 | 2,454.4 | 5,260.6 | 43.7 | 52.9 | 48.0 | 4 | 4 | 1,310.0 | 1,390.0 | 2,700.0 | 4,013.3 | 3,718.4 | 7,731.7 | 32.6 | 37.4 | 34.9 | 4 | 4 | 106.9 | 107.0 | 106.9 |
| 33 | 軽米町 | 705.0 | 448.0 | 1,153.0 | 1,553.4 | 1,022.7 | 2,576.1 | 45.4 | 43.8 | 44.8 | 4 | 4 | 675.0 | 448.0 | 1,123.0 | 2,293.3 | 1,549.3 | 3,842.7 | 29.4 | 28.9 | 29.2 | 4 | 4 | 95.7 | 100.0 | 97.4 |
| 34 | 九戸村 | 1,400.0 | 300.0 | 1,700.0 | 977.2 | 460.2 | 1,437.4 | 143.3 | 65.2 | 118.3 | | 4 | 1,400.0 | 300.0 | 1,700.0 | 1,414.2 | 697.2 | 2,111.4 | 99.0 | 43.0 | 80.5 | 4 | 4 | 100.0 | 100.0 | 100.0 |
| 35 | 一戸町 | 1,425.0 | 2,253.0 | 3,678.0 | 1,002.2 | 920.4 | 1,922.6 | 142.2 | 244.8 | 191.3 | | | 1,940.0 | 1,355.0 | 3,295.0 | 1,414.2 | 1,394.4 | 2,808.6 | 137.2 | 97.2 | 117.3 | | 2 | 136.1 | 60.1 | 89.6 |
| 合 計 | | 95,847.9 | 72,539.9 | 168,387.8 | 105,185.7 | 92,853.0 | 198,038.7 | 91.1 | 78.1 | 85.0 | | | 98,298.4 | 71,140.0 | 169,438.4 | 160,277.2 | 138,355.5 | 298,632.7 | 61.3 | 51.4 | 56.7 | | | 102.6 | 98.1 | 100.6 |

## 【宮城県】

【小・中学校分集計表】

| 番号 | 設置者名 | 18年度 図書購入費（予算額） 小 (A) | 中 (B) | 計 (C) | おおよその基準財政需要額（18’） 小 (D) | 中 (E) | 計 (F) | 予算措置率 小 (A)／(D) (G) | 中 (B)／(E) (H) | 計 (C)／(F) (I) | 予算措置率が100%未満の理由 番号（1～4） 小 | 中 | 19年度 図書購入費（予算額） 小 (J) | 中 (K) | 計 (L) | おおよその基準財政需要額（19’） 小 (M) | 中 (N) | 計 (O) | 予算措置率 小 (J)／(M) (P) | 中 (K)／(N) (Q) | 計 (L)／(O) (R) | 予算措置率が100%未満の理由 番号（1～4） 小 | 中 | 18’予算額との比較（伸び率） 小 (J)／(A) (S) | 中 (K)／(B) (T) | 計 (L)／(C) (U) |
|---|---|---|---|---|---|---|---|---|---|---|---|---|---|---|---|---|---|---|---|---|---|---|---|---|---|---|
| | | 千円 | 千円 | 千円 | 千円 | 千円 | 千円 | % | % | % | | | 千円 | 千円 | 千円 | 千円 | 千円 | 千円 | % | % | % | | | % | % | % |
| 1 | 仙台市 | 64,756.0 | 57,068.0 | 121,824.0 | 58,078.8 | 52,411.7 | 110,490.4 | 111.5 | 108.9 | 110.3 | | | 64,756.0 | 57,068.0 | 121,824.0 | 89,784.0 | 79,635.7 | 169,419.7 | 72.1 | 71.7 | 71.9 | 4 | 4 | 100.0 | 100.0 | 100.0 |
| 2 | 白石市 | 2,000.0 | 1,500.0 | 3,500.0 | 2,906.4 | 2,607.8 | 5,514.2 | 68.8 | 57.5 | 63.5 | 4 | 4 | 2,200.0 | 1,860.0 | 4,060.0 | 3,898.7 | 3,873.3 | 7,772.0 | 56.4 | 48.0 | 52.2 | 4 | 4 | 110.0 | 124.0 | 116.0 |
| 3 | 角田市 | 950.0 | 1,000.0 | 1,950.0 | 2,104.7 | 1,943.1 | 4,047.7 | 45.1 | 51.5 | 48.2 | 4 | 4 | 950.0 | 1,000.0 | 1,950.0 | 3,210.7 | 2,943.7 | 6,154.4 | 29.6 | 34.0 | 31.7 | 4 | 4 | 100.0 | 100.0 | 100.0 |
| 4 | 蔵王町 | 653.0 | 410.0 | 1,063.0 | 1,027.3 | 1,124.9 | 2,152.2 | 63.6 | 36.4 | 49.4 | 4 | 4 | 500.0 | 300.0 | 800.0 | 1,605.3 | 1,781.7 | 3,387.1 | 31.1 | 16.8 | 23.6 | 4 | 4 | 76.6 | 73.2 | 75.3 |
| 5 | 七ヶ宿町 | 398.0 | 110.0 | 508.0 | 325.7 | 204.5 | 530.3 | 122.2 | 53.8 | 95.8 | | 4 | 270.0 | 110.0 | 380.0 | 496.9 | 309.9 | 806.8 | 54.3 | 35.5 | 47.1 | 4 | 4 | 67.8 | 100.0 | 74.8 |
| 6 | 大河原町 | 1,490.0 | 437.0 | 1,927.0 | 1,353.0 | 1,431.7 | 2,784.7 | 110.1 | 30.5 | 69.2 | | 4 | 540.0 | 550.0 | 1,090.0 | 2,064.0 | 2,169.1 | 4,233.1 | 26.2 | 25.4 | 25.7 | 4 | 4 | 36.2 | 125.9 | 56.6 |
| 7 | 村田町 | 134.0 | 131.0 | 265.0 | 1,052.3 | 869.3 | 1,921.6 | 12.7 | 15.1 | 13.8 | 4 | 4 | 134.0 | 131.0 | 265.0 | 1,681.8 | 1,239.5 | 2,921.2 | 8.0 | 10.6 | 9.1 | 4 | 4 | 100.0 | 100.0 | 100.0 |
| 8 | 柴田町 | 1,218.0 | 1,212.0 | 2,430.0 | 2,355.2 | 2,096.5 | 4,451.7 | 51.7 | 57.8 | 54.6 | 4 | 4 | 1,180.0 | 1,210.0 | 2,390.0 | 3,669.3 | 3,176.1 | 6,845.5 | 32.2 | 38.1 | 34.9 | 4 | 4 | 96.9 | 99.8 | 98.4 |
| 9 | 川崎町 | 2,040.0 | 550.0 | 2,590.0 | 1,277.8 | 664.7 | 1,942.6 | 159.6 | 82.7 | 133.3 | | 4 | 1,960.0 | 520.0 | 2,480.0 | 1,911.1 | 1,007.1 | 2,918.2 | 102.6 | 51.6 | 85.0 | | 4 | 96.1 | 94.5 | 95.8 |
| 10 | 丸森町 | 800.0 | 500.0 | 1,300.0 | 1,453.2 | 1,278.3 | 2,731.6 | 55.1 | 39.1 | 47.6 | 4 | 4 | 800.0 | 400.0 | 1,200.0 | 2,216.9 | 1,859.2 | 4,076.1 | 36.1 | 21.5 | 29.4 | 4 | 4 | 100.0 | 80.0 | 92.3 |
| 11 | 塩竈市 | 2,200.0 | 1,600.0 | 3,800.0 | 3,282.3 | 3,477.1 | 6,759.3 | 67.0 | 46.0 | 56.2 | 4 | 4 | 2,200.0 | 1,600.0 | 3,800.0 | 5,045.3 | 5,267.7 | 10,313.1 | 43.6 | 30.4 | 36.8 | 4 | 4 | 100.0 | 100.0 | 100.0 |
| 12 | 名取市 | 6,250.0 | 3,750.0 | 10,000.0 | 4,710.4 | 4,295.2 | 9,005.6 | 132.7 | 87.3 | 111.0 | | 4 | 6,250.0 | 3,600.0 | 9,850.0 | 7,185.8 | 6,584.7 | 13,770.4 | 87.0 | 54.7 | 71.5 | 4 | 4 | 100.0 | 96.0 | 98.5 |
| 13 | 亘理町 | 1,196.0 | 1,000.0 | 2,196.0 | 2,255.0 | 2,249.9 | 4,504.9 | 53.0 | 44.4 | 48.7 | 4 | 4 | 1,196.0 | 1,000.0 | 2,196.0 | 3,440.0 | 3,486.0 | 6,926.0 | 34.8 | 28.7 | 31.7 | 4 | 4 | 100.0 | 100.0 | 100.0 |
| 14 | 山元町 | 1,660.0 | 300.0 | 1,960.0 | 1,177.6 | 971.5 | 2,149.1 | 141.0 | 30.9 | 91.2 | | 4 | 1,945.0 | 425.0 | 2,370.0 | 1,872.9 | 1,549.3 | 3,422.2 | 103.9 | 27.4 | 69.3 | | 4 | 117.2 | 141.7 | 120.9 |
| 15 | 岩沼市 | 2,198.0 | 2,368.0 | 4,566.0 | 2,480.5 | 2,658.9 | 5,139.4 | 88.6 | 89.1 | 88.8 | 4 | 4 | 2,238.0 | 2,340.0 | 4,578.0 | 3,822.2 | 3,950.8 | 7,773.0 | 58.6 | 59.2 | 58.9 | 4 | 4 | 101.8 | 98.8 | 100.3 |
| 16 | 松島町 | 759.0 | 413.6 | 1,172.6 | 1,102.4 | 818.1 | 1,920.6 | 68.8 | 50.6 | 61.1 | 4 | 4 | 665.0 | 378.4 | 1,043.4 | 1,605.3 | 1,239.5 | 2,844.8 | 41.4 | 30.5 | 36.7 | 4 | 4 | 87.6 | 91.5 | 89.0 |
| 17 | 多賀城市 | 1,609.0 | 898.0 | 2,507.0 | 3,608.0 | 3,425.9 | 7,033.9 | 44.6 | 26.2 | 35.6 | 4 | 4 | 1,446.0 | 808.0 | 2,254.0 | 5,542.2 | 5,190.3 | 10,732.5 | 26.1 | 15.6 | 21.0 | 4 | 4 | 89.9 | 90.0 | 89.9 |
| 18 | 七ヶ浜町 | 680.0 | 627.0 | 1,307.0 | 1,503.3 | 1,585.1 | 3,088.5 | 45.2 | 39.6 | 42.3 | 2 | 2 | 672.0 | 626.0 | 1,298.0 | 2,216.9 | 2,324.0 | 4,540.9 | 30.3 | 26.9 | 28.6 | 2 | 2 | 98.8 | 99.8 | 99.3 |
| 19 | 利府町 | 2,550.0 | 1,950.0 | 4,500.0 | 2,430.4 | 2,505.5 | 4,935.9 | 104.9 | 77.8 | 91.2 | | 4 | 2,550.0 | 1,950.0 | 4,500.0 | 3,707.6 | 3,795.9 | 7,503.4 | 68.8 | 51.4 | 60.0 | 4 | 4 | 100.0 | 100.0 | 100.0 |
| 20 | 大和町 | 2,051.0 | 750.0 | 2,801.0 | 2,029.5 | 1,994.2 | 4,023.7 | 101.1 | 37.6 | 69.6 | | 4 | 2,018.0 | 879.0 | 2,897.0 | 3,096.0 | 3,021.2 | 6,117.2 | 65.2 | 29.1 | 47.4 | 4 | 4 | 98.4 | 117.2 | 103.4 |
| 21 | 大郷町 | 1,074.0 | 437.0 | 1,511.0 | 776.7 | 715.9 | 1,492.6 | 138.3 | 61.0 | 101.2 | | 2 | 913.0 | 465.0 | 1,378.0 | 1,184.9 | 1,007.1 | 2,192.0 | 77.1 | 46.2 | 62.9 | 2 | 2 | 85.0 | 106.4 | 91.2 |
| 22 | 富谷町 | 4,200.0 | 4,000.0 | 8,200.0 | 3,332.4 | 2,710.1 | 6,042.5 | 126.0 | 147.6 | 135.7 | | | 5,950.0 | 4,000.0 | 9,950.0 | 5,389.3 | 4,648.0 | 10,037.3 | 110.4 | 86.1 | 99.1 | | 4 | 141.7 | 100.0 | 121.3 |
| 23 | 大衡村 | 534.0 | 400.0 | 934.0 | 425.9 | 460.2 | 886.1 | 125.4 | 86.9 | 105.4 | | 4 | 450.0 | 250.0 | 700.0 | 649.8 | 619.7 | 1,269.5 | 69.3 | 40.3 | 55.1 | 4 | 4 | 84.3 | 62.5 | 74.9 |
| 24 | 大崎市 | 7,532.8 | 4,247.5 | 11,780.3 | 9,796.7 | 8,283.6 | 18,080.3 | 76.9 | 51.3 | 65.2 | 4 | 4 | 7,578.1 | 4,443.2 | 12,021.3 | 15,097.8 | 2,943.7 | 18,041.5 | 50.2 | 150.9 | 66.6 | 4 | | 100.6 | 104.6 | 102.0 |
| 25 | 加美町 | 412.0 | 329.0 | 741.0 | 2,204.9 | 1,789.7 | 3,994.6 | 18.7 | 18.4 | 18.6 | 4 | 4 | 474.0 | 215.0 | 689.0 | 3,287.1 | 2,633.9 | 5,921.0 | 14.4 | 8.2 | 11.6 | 4 | 4 | 115.0 | 65.3 | 93.0 |
| 26 | 色麻町 | 1,157.0 | 1,286.0 | 2,443.0 | 576.3 | 562.5 | 1,138.7 | 200.8 | 228.6 | 214.5 | | | 1,090.0 | 800.0 | 1,890.0 | 840.9 | 852.1 | 1,693.0 | 129.6 | 93.9 | 111.6 | | 1 | 94.2 | 62.2 | 77.4 |
| 27 | 涌谷町 | 608.7 | 239.1 | 847.8 | 1,353.0 | 1,022.7 | 2,375.7 | 45.0 | 23.4 | 35.7 | 4 | 4 | 575.1 | 1,631.7 | 2,206.8 | 2,064.0 | 1,549.3 | 3,613.3 | 27.9 | 105.3 | 61.1 | 4 | | 94.5 | 682.4 | 260.3 |
| 28 | 美里町 | 1,155.0 | 1,080.0 | 2,235.0 | 1,778.9 | 1,534.0 | 3,312.9 | 64.9 | 70.4 | 67.5 | 4 | 4 | 1,155.0 | 1,080.0 | 2,235.0 | 2,713.8 | 2,169.1 | 4,882.8 | 42.6 | 49.8 | 45.8 | 4 | 4 | 100.0 | 100.0 | 100.0 |
| 29 | 栗原市 | 5,849.0 | 2,108.0 | 7,957.0 | 6,614.7 | 5,164.5 | 11,779.1 | 88.4 | 40.8 | 67.6 | 1 | 1 | 5,000.0 | 1,806.0 | 6,806.0 | 10,052.4 | 7,669.2 | 17,721.6 | 49.7 | 23.5 | 38.4 | 1 | 1 | 85.5 | 85.7 | 85.5 |
| 30 | 登米市 | 3,231.0 | 1,980.0 | 5,211.0 | 6,765.0 | 6,033.7 | 12,798.7 | 47.8 | 32.8 | 40.7 | 4 | 4 | 2,790.0 | 1,745.0 | 4,535.0 | 10,167.1 | 8,753.7 | 18,920.8 | 27.4 | 19.9 | 24.0 | 4 | 4 | 86.4 | 88.1 | 87.0 |
| 31 | 石巻市 | 7,916.0 | 6,092.0 | 14,008.0 | 11,575.7 | 10,584.6 | 22,160.3 | 68.4 | 57.6 | 63.2 | 4 | 4 | 5,715.0 | 4,908.0 | 10,623.0 | 17,696.9 | 15,958.1 | 33,655.0 | 32.3 | 30.8 | 31.6 | 4 | 4 | 72.2 | 80.6 | 75.8 |
| 32 | 東松島市 | 2,119.0 | 1,489.0 | 3,608.0 | 3,106.9 | 2,607.8 | 5,714.7 | 68.2 | 57.1 | 63.1 | 4 | 4 | 2,293.0 | 1,470.0 | 3,763.0 | 4,739.6 | 4,028.3 | 8,767.8 | 48.4 | 36.5 | 42.9 | 4 | 4 | 108.2 | 98.7 | 104.3 |
| 33 | 女川町 | 720.0 | 540.0 | 1,260.0 | 902.0 | 869.3 | 1,771.3 | 79.8 | 62.1 | 71.1 | 4 | 4 | 706.0 | 510.0 | 1,216.0 | 1,376.0 | 1,316.9 | 2,692.9 | 51.3 | 38.7 | 45.2 | 4 | 4 | 98.1 | 94.4 | 96.5 |
| 34 | 気仙沼市 | 1,202.0 | 1,618.0 | 2,820.0 | 4,885.8 | 4,704.3 | 9,590.1 | 24.6 | 34.4 | 29.4 | 4 | 4 | 1,140.0 | 950.0 | 2,090.0 | 7,491.6 | 7,126.9 | 14,618.5 | 15.2 | 13.3 | 14.3 | 4 | 4 | 94.8 | 58.7 | 74.1 |
| 35 | 南三陸町 | 784.0 | 500.0 | 1,284.0 | 1,678.7 | 1,380.6 | 3,059.3 | 46.7 | 36.2 | 42.0 | 3 | 3 | 740.0 | 500.0 | 1,240.0 | 2,637.3 | 2,246.5 | 4,883.9 | 28.1 | 22.3 | 25.4 | 3 | 3 | 94.4 | 100.0 | 96.6 |
| 36 | 本吉町 | 205.0 | 104.0 | 309.0 | 977.2 | 869.3 | 1,846.4 | 21.0 | 12.0 | 16.7 | 4 | 4 | 207.0 | 104.0 | 311.0 | 1,490.7 | 1,316.9 | 2,807.6 | 13.9 | 7.9 | 11.1 | 4 | 4 | 101.0 | 100.0 | 100.6 |
| 合 計 | | 134,291.5 | 103,024.2 | 237,315.7 | 153,264.8 | 137,906.6 | 291,171.4 | 87.6 | 74.7 | 81.5 | | | 131,246.2 | 101,633.3 | 232,879.5 | 234,952.0 | 199,244.3 | 434,196.3 | 55.9 | 51.0 | 53.6 | | | 97.7 | 98.6 | 98.1 |

## 【秋田県】

【小・中学校分集計表】

| 番号 | 設置者名 | 18年度 図書購入費（予算額） 小 (A) | 中 (B) | 計 (C) | おおよその基準財政需要額（18’） 小 (D) | 中 (E) | 計 (F) | 予算措置率 小 (A)／(D) (G) | 中 (B)／(E) (H) | 計 (C)／(F) (I) | 予算措置率が100%未満の理由 番号（1～4） 小 | 中 | 19年度 図書購入費（予算額） 小 (J) | 中 (K) | 計 (L) | おおよその基準財政需要額（19’） 小 (M) | 中 (N) | 計 (O) | 予算措置率 小 (J)／(M) (P) | 中 (K)／(N) (Q) | 計 (L)／(O) (R) | 予算措置率が100%未満の理由 番号（1～4） 小 | 中 | 18’予算額との比較（伸び率） 小 (J)/(A) (S) | 中 (K)/(B) (T) | 計 (L)/(C) (U) |
|---|---|---|---|---|---|---|---|---|---|---|---|---|---|---|---|---|---|---|---|---|---|---|---|---|---|---|
| | | 千円 | 千円 | 千円 | 千円 | 千円 | 千円 | % | % | % | | | 千円 | 千円 | 千円 | 千円 | 千円 | 千円 | % | % | % | | | % | % | % |
| 1 | 鹿角市 | 840.0 | 702.0 | 1,542.0 | 2,806.2 | 2,556.7 | 5,362.9 | 29.9 | 27.5 | 28.8 | 4 | 4 | 800.0 | 668.0 | 1,468.0 | 4,319.1 | 3,795.9 | 8,115.0 | 18.5 | 17.6 | 18.1 | 4 | 4 | 95.2 | 95.2 | 95.2 |
| 2 | 小坂町 | 636.0 | 353.0 | 989.0 | 676.5 | 562.5 | 1,239.0 | 94.0 | 62.8 | 79.8 | 4 | 4 | 606.0 | 383.0 | 989.0 | 955.6 | 852.1 | 1,807.7 | 63.4 | 44.9 | 54.7 | 4 | 4 | 95.3 | 108.5 | 100.0 |
| 3 | 大館市 | 8,148.0 | 3,300.0 | 11,448.0 | 5,963.2 | 5,011.1 | 10,974.3 | 136.6 | 65.9 | 104.3 | | 4 | 6,700.0 | 2,840.0 | 9,540.0 | 9,173.3 | 7,514.3 | 16,687.6 | 73.0 | 37.8 | 57.2 | 4 | 4 | 82.2 | 86.1 | 83.3 |
| 4 | 北秋田市 | 3,558.0 | 1,990.0 | 5,548.0 | 3,407.6 | 2,607.8 | 6,015.4 | 104.4 | 76.3 | 92.2 | | 4 | 3,795.0 | 1,987.0 | 5,782.0 | 5,389.3 | 3,997.3 | 9,386.6 | 70.4 | 49.7 | 61.6 | 4 | 4 | 106.7 | 99.8 | 104.2 |
| 5 | 上小阿仁村 | 341.0 | 301.0 | 642.0 | 400.9 | 255.7 | 656.6 | 85.1 | 117.7 | 97.8 | 4 | | 324.0 | 286.0 | 610.0 | 611.6 | 387.3 | 998.9 | 53.0 | 73.8 | 61.1 | 4 | 4 | 95.0 | 95.0 | 95.0 |
| 6 | 能代市 | 2,844.4 | 2,206.3 | 5,050.7 | 4,492.5 | 3,492.4 | 7,984.9 | 63.3 | 63.2 | 63.3 | 4 | 4 | 2,391.7 | 2,134.7 | 4,526.4 | 6,792.1 | 5,469.1 | 12,261.2 | 35.2 | 39.0 | 36.9 | 4 | 4 | 84.1 | 96.8 | 89.6 |
| 7 | 藤里町 | 0.0 | 0.0 | 0.0 | 375.8 | 306.8 | 682.6 | 0.0 | 0.0 | 0.0 | 4 | 4 | 180.0 | 90.0 | 270.0 | 535.1 | 387.3 | 922.4 | 33.6 | 23.2 | 29.3 | 4 | 4 | － | － | － |
| 8 | 三種町 | 800.0 | 600.0 | 1,400.0 | 1,578.5 | 1,380.6 | 2,959.1 | 50.7 | 43.5 | 47.3 | 4 | 4 | 800.0 | 600.0 | 1,400.0 | 2,293.3 | 2,014.1 | 4,307.5 | 34.9 | 29.8 | 32.5 | 4 | 4 | 100.0 | 100.0 | 100.0 |
| 9 | 八峰町 | 1,100.0 | 400.0 | 1,500.0 | 1,002.2 | 664.7 | 1,667.0 | 109.8 | 60.2 | 90.0 | | 4 | 1,100.0 | 400.0 | 1,500.0 | 1,490.7 | 1,007.1 | 2,497.7 | 73.8 | 39.7 | 60.1 | 4 | 4 | 100.0 | 100.0 | 100.0 |
| 10 | 秋田市 | 19,219.0 | 16,600.0 | 35,819.0 | 18,967.1 | 17,947.8 | 36,914.9 | 101.3 | 92.5 | 97.0 | | 4 | 17,611.0 | 15,524.0 | 33,135.0 | 28,857.8 | 27,113.3 | 55,971.1 | 61.0 | 57.3 | 59.2 | 4 | 4 | 91.6 | 93.5 | 92.5 |
| 11 | 男鹿市 | 1,947.4 | 1,426.6 | 3,374.0 | 2,530.6 | 2,301.0 | 4,831.6 | 77.0 | 62.0 | 69.8 | 4 | 4 | 1,926.7 | 1,460.0 | 3,386.7 | 3,707.6 | 3,563.5 | 7,271.0 | 52.0 | 41.0 | 46.6 | 4 | 4 | 98.9 | 102.3 | 100.4 |
| 12 | 潟上市 | 1,220.0 | 1,350.0 | 2,570.0 | 2,380.3 | 2,096.5 | 4,476.7 | 51.3 | 64.4 | 57.4 | 4 | 4 | 1,220.0 | 1,350.0 | 2,570.0 | 3,669.3 | 3,486.0 | 7,155.3 | 33.2 | 38.7 | 35.9 | 4 | 4 | 100.0 | 100.0 | 100.0 |
| 13 | 五城目町 | 560.0 | 390.0 | 950.0 | 927.1 | 613.6 | 1,540.7 | 60.4 | 63.6 | 61.7 | 4 | 4 | 470.0 | 330.0 | 800.0 | 1,376.0 | 852.1 | 2,228.1 | 34.2 | 38.7 | 35.9 | 4 | 4 | 83.9 | 84.6 | 84.2 |
| 14 | 八郎潟町 | 300.0 | 300.0 | 600.0 | 375.8 | 357.9 | 733.8 | 79.8 | 83.8 | 81.8 | 4 | 1 | 300.0 | 300.0 | 600.0 | 573.3 | 542.3 | 1,115.6 | 52.3 | 55.3 | 53.8 | 1 | 1 | 100.0 | 100.0 | 100.0 |
| 15 | 井川町 | 449.0 | 399.0 | 848.0 | 425.9 | 460.2 | 886.1 | 105.4 | 86.7 | 95.7 | | 4 | 400.0 | 350.0 | 750.0 | 611.6 | 697.2 | 1,308.8 | 65.4 | 50.2 | 57.3 | 1 | 4 | 89.1 | 87.7 | 88.4 |
| 16 | 大潟村 | 325.0 | 420.0 | 745.0 | 300.7 | 255.7 | 556.3 | 108.1 | 164.3 | 133.9 | | | 325.0 | 420.0 | 745.0 | 458.7 | 387.3 | 846.0 | 70.9 | 108.4 | 88.1 | 4 | | 100.0 | 100.0 | 100.0 |
| 17 | 由利本荘市 | 6,529.0 | 4,910.0 | 11,439.0 | 6,314.0 | 5,778.1 | 12,092.1 | 103.4 | 85.0 | 94.6 | | 4 | 6,504.0 | 4,918.0 | 11,422.0 | 9,517.3 | 8,676.3 | 18,193.6 | 68.3 | 56.7 | 62.8 | 4 | 4 | 99.6 | 100.2 | 99.9 |
| 18 | にかほ市 | 2,720.0 | 1,530.0 | 4,250.0 | 2,004.4 | 1,789.7 | 3,794.1 | 135.7 | 85.5 | 112.0 | | 3 | 3,050.0 | 2,100.0 | 5,150.0 | 3,019.6 | 2,633.9 | 5,653.4 | 101.0 | 79.7 | 91.1 | | 3 | 112.1 | 137.3 | 121.2 |
| 19 | 大仙市 | 6,188.4 | 4,015.0 | 10,203.4 | 7,767.2 | 5,931.5 | 13,698.7 | 79.7 | 67.7 | 74.5 | 4 | 4 | 5,712.2 | 4,370.0 | 10,082.2 | 11,734.2 | 9,141.1 | 20,875.3 | 48.7 | 47.8 | 48.3 | 4 | 4 | 92.3 | 108.8 | 98.8 |
| 20 | 仙北市 | 1,215.0 | 815.0 | 2,030.0 | 2,655.9 | 2,301.0 | 4,956.9 | 45.7 | 35.4 | 41.0 | 4 | 4 | 1,390.0 | 800.0 | 2,190.0 | 4,013.3 | 3,408.5 | 7,421.9 | 34.6 | 23.5 | 29.5 | 4 | 4 | 114.4 | 98.2 | 107.9 |
| 21 | 美郷町 | 1,570.8 | 1,280.4 | 2,851.2 | 1,778.9 | 1,636.3 | 3,415.2 | 88.3 | 78.3 | 83.5 | 4 | 4 | 1,570.8 | 1,280.4 | 2,851.2 | 2,752.0 | 2,401.5 | 5,153.5 | 57.1 | 53.3 | 55.3 | 4 | 4 | 100.0 | 100.0 | 100.0 |
| 22 | 横手市 | 5,191.0 | 3,687.0 | 8,878.0 | 8,594.1 | 7,342.7 | 15,936.8 | 60.4 | 50.2 | 55.7 | 4 | 4 | 4,491.0 | 2,925.0 | 7,416.0 | 13,056.7 | 10,760.1 | 23,816.8 | 34.4 | 27.2 | 31.1 | 4 | 4 | 86.5 | 79.3 | 83.5 |
| 23 | 湯沢市 | 3,006.0 | 1,768.0 | 4,774.0 | 5,562.3 | 4,141.8 | 9,704.1 | 54.0 | 42.7 | 49.2 | 4 | 4 | 6,150.0 | 1,652.0 | 7,802.0 | 8,294.2 | 6,274.8 | 14,569.0 | 74.1 | 26.3 | 53.6 | 4 | 4 | 204.6 | 93.4 | 163.4 |
| 24 | 羽後町 | 1,040.0 | 560.0 | 1,600.0 | 2,229.9 | 1,687.4 | 3,917.3 | 46.6 | 33.2 | 40.8 | 4 | 4 | 1,137.0 | 560.0 | 1,697.0 | 3,248.9 | 2,556.4 | 5,805.3 | 35.0 | 21.9 | 29.2 | 4 | 4 | 109.3 | 100.0 | 106.1 |
| 25 | 東成瀬村 | 400.0 | 250.0 | 650.0 | 250.6 | 306.8 | 557.4 | 159.6 | 81.5 | 116.6 | | 4 | 400.0 | 250.0 | 650.0 | 420.4 | 387.3 | 807.8 | 95.1 | 64.5 | 80.5 | 4 | 4 | 100.0 | 100.0 | 100.0 |
| 合 計 | | 70,148.0 | 49,553.3 | 119,701.3 | 83,768.2 | 71,786.1 | 155,554.3 | 83.7 | 69.0 | 77.0 | | | 69,354.4 | 47,978.1 | 117,332.5 | 126,871.0 | 108,306.1 | 235,177.2 | 54.7 | 44.3 | 49.9 | | | 98.9 | 96.8 | 98.0 |

## 【山形県】

【小・中学校分集計表】

| 番号 | 設置者名 | 18年度 図書購入費（予算額） 小 (A) | 中 (B) | 計 (C) | おおよその基準財政需要額（18’） 小 (D) | 中 (E) | 計 (F) | 予算措置率 小 (A)／(D) (G) | 中 (B)／(E) (H) | 計 (C)／(F) (I) | 予算措置率が100%未満の理由 番号（1～4） 小 | 中 | 19年度 図書購入費（予算額） 小 (J) | 中 (K) | 計 (L) | おおよその基準財政需要額（19’） 小 (M) | 中 (N) | 計 (O) | 予算措置率 小 (J)／(M) (P) | 中 (K)／(N) (Q) | 計 (L)／(O) (R) | 予算措置率が100%未満の理由 番号（1～4） 小 | 中 | 18’予算額との比較（伸び率） 小 (J)/(A) (S) | 中 (K)/(B) (T) | 計 (L)/(C) (U) |
|---|---|---|---|---|---|---|---|---|---|---|---|---|---|---|---|---|---|---|---|---|---|---|---|---|---|---|
| | | 千円 | 千円 | 千円 | 千円 | 千円 | 千円 | % | % | % | | | 千円 | 千円 | 千円 | 千円 | 千円 | 千円 | % | % | % | | | % | % | % |
| 1 | 山形市 | 15,851.6 | 8,830.3 | 24,681.9 | 13,630.2 | 11,453.9 | 25,084.1 | 116.3 | 77.1 | 98.4 | | 4 | 15,185.5 | 8,447.0 | 23,632.5 | 20,678.2 | 17,817.3 | 38,495.6 | 73.4 | 47.4 | 61.4 | 1 | 1 | 95.8 | 95.7 | 95.7 |
| 2 | 上山市 | 1,573.0 | 760.0 | 2,333.0 | 2,655.9 | 2,352.1 | 5,008.0 | 59.2 | 32.3 | 46.6 | 4 | 4 | 1,020.0 | 760.0 | 1,780.0 | 3,784.0 | 3,486.0 | 7,270.0 | 27.0 | 21.8 | 24.5 | 4 | 4 | 64.8 | 100.0 | 76.3 |
| 3 | 天童市 | 4,302.0 | 3,700.0 | 8,002.0 | 3,833.5 | 3,068.0 | 6,901.5 | 112.2 | 120.6 | 115.9 | | | 4,324.0 | 3,569.0 | 7,893.0 | 5,427.6 | 4,648.0 | 10,075.6 | 79.7 | 76.8 | 78.3 | 4 | 4 | 100.5 | 96.5 | 98.6 |
| 4 | 山辺町 | 1,072.0 | 799.0 | 1,871.0 | 1,152.6 | 1,380.6 | 2,533.2 | 93.0 | 57.9 | 73.9 | 4 | 4 | 1,048.0 | 827.0 | 1,875.0 | 1,720.0 | 1,936.7 | 3,656.7 | 60.9 | 42.7 | 51.3 | 4 | 4 | 97.8 | 103.5 | 100.2 |
| 5 | 中山町 | 862.0 | 422.0 | 1,284.0 | 801.8 | 869.3 | 1,671.0 | 107.5 | 48.5 | 76.8 | | 4 | 832.0 | 403.0 | 1,235.0 | 1,261.3 | 1,394.4 | 2,655.7 | 66.0 | 28.9 | 46.5 | 4 | 4 | 96.5 | 95.5 | 96.2 |
| 6 | 寒河江市 | 15,851.6 | 8,830.3 | 24,681.9 | 13,630.2 | 11,453.9 | 25,084.1 | 116.3 | 77.1 | 98.4 | | 4 | 15,185.5 | 8,447.0 | 23,632.5 | 20,678.2 | 17,817.3 | 38,495.6 | 73.4 | 47.4 | 61.4 | 1 | 1 | 95.8 | 95.7 | 95.7 |
| 7 | 河北町 | 1,915.0 | 654.0 | 2,569.0 | 1,553.4 | 1,176.1 | 2,729.5 | 123.3 | 55.6 | 94.1 | | 4 | 1,483.0 | 516.0 | 1,999.0 | 2,293.3 | 1,859.2 | 4,152.5 | 64.7 | 27.8 | 48.1 | 4 | 4 | 77.4 | 78.9 | 77.8 |
| 8 | 西川町 | 606.0 | 204.0 | 810.0 | 1,403.1 | 562.5 | 1,965.6 | 43.2 | 36.3 | 41.2 | 4 | 4 | 514.0 | 241.0 | 755.0 | 2,025.8 | 774.7 | 2,800.4 | 25.4 | 31.1 | 27.0 | 4 | 4 | 84.8 | 118.1 | 93.2 |
| 9 | 朝日町 | 405.0 | 350.0 | 755.0 | 676.5 | 460.2 | 1,136.7 | 59.9 | 76.1 | 66.4 | 4 | 1 | 381.0 | 350.0 | 731.0 | 993.8 | 697.2 | 1,691.0 | 38.3 | 50.2 | 43.2 | 4 | 1 | 94.1 | 100.0 | 96.8 |
| 10 | 大江町 | 715.0 | 530.0 | 1,245.0 | 1,152.6 | 767.0 | 1,919.6 | 62.0 | 69.1 | 64.9 | 4 | 1 | 750.0 | 545.0 | 1,295.0 | 1,796.4 | 1,162.0 | 2,958.4 | 41.7 | 46.9 | 43.8 | 4 | 1 | 104.9 | 102.8 | 104.0 |
| 11 | 村山市 | 1,853.0 | 1,016.0 | 2,869.0 | 2,505.6 | 2,249.9 | 4,755.4 | 74.0 | 45.2 | 60.3 | 4 | 4 | 1,580.0 | 720.0 | 2,300.0 | 3,860.4 | 3,486.0 | 7,346.4 | 40.9 | 20.7 | 31.3 | 4 | 4 | 85.3 | 70.9 | 80.2 |
| 12 | 東根市 | 1,500.0 | 945.0 | 2,445.0 | 2,455.4 | 2,505.5 | 4,961.0 | 61.1 | 37.7 | 49.3 | 4 | 4 | 1,500.0 | 945.0 | 2,445.0 | 3,784.0 | 3,486.0 | 7,270.0 | 39.6 | 27.1 | 33.6 | 4 | 4 | 100.0 | 100.0 | 100.0 |
| 13 | 尾花沢市 | 1,956.0 | 1,870.0 | 3,826.0 | 1,979.4 | 1,534.0 | 3,513.4 | 98.8 | 121.9 | 108.9 | 4 | | 1,220.0 | 1,324.0 | 2,544.0 | 2,981.3 | 2,246.5 | 5,227.9 | 40.9 | 58.9 | 48.7 | 4 | 4 | 62.4 | 70.8 | 66.5 |
| 14 | 大石田町 | 828.0 | 462.0 | 1,290.0 | 1,277.8 | 767.0 | 2,044.8 | 64.8 | 60.2 | 63.1 | 4 | 4 | 820.0 | 417.0 | 1,237.0 | 1,796.4 | 1,084.5 | 2,881.0 | 45.6 | 38.4 | 42.9 | 4 | 4 | 99.0 | 90.3 | 95.9 |
| 15 | 新庄市 | 1,000.0 | 1,000.0 | 2,000.0 | 3,683.2 | 3,323.7 | 7,006.8 | 27.2 | 30.1 | 28.5 | 1 | 1 | 1,000.0 | 1,000.0 | 2,000.0 | 5,656.9 | 4,880.4 | 10,537.3 | 17.7 | 20.5 | 19.0 | 1 | 1 | 100.0 | 100.0 | 100.0 |
| 16 | 金山町 | 395.0 | 200.0 | 595.0 | 626.4 | 511.3 | 1,137.7 | 63.1 | 39.1 | 52.3 | 4 | 4 | 278.0 | 156.0 | 434.0 | 955.6 | 697.2 | 1,652.8 | 29.1 | 22.4 | 26.3 | 4 | 4 | 70.4 | 78.0 | 72.9 |
| 17 | 最上町 | 1,000.0 | 400.0 | 1,400.0 | 1,052.3 | 613.6 | 1,665.9 | 95.0 | 65.2 | 84.0 | 4 | 4 | 1,000.0 | 400.0 | 1,400.0 | 1,567.1 | 929.6 | 2,496.7 | 63.8 | 43.0 | 56.1 | 4 | 4 | 100.0 | 100.0 | 100.0 |
| 18 | 舟形町 | 624.0 | 441.0 | 1,065.0 | 726.6 | 562.5 | 1,289.1 | 85.9 | 78.4 | 82.6 | 4 | 4 | 624.0 | 467.0 | 1,091.0 | 1,108.4 | 774.7 | 1,883.1 | 56.3 | 60.3 | 57.9 | 4 | 4 | 100.0 | 105.9 | 102.4 |
| 19 | 真室川町 | 496.0 | 299.0 | 795.0 | 1,478.3 | 971.5 | 2,449.8 | 33.6 | 30.8 | 32.5 | 4 | 4 | 600.0 | 300.0 | 900.0 | 2,178.7 | 1,394.4 | 3,573.1 | 27.5 | 21.5 | 25.2 | 4 | 4 | 121.0 | 100.3 | 113.2 |
| 20 | 大蔵村 | 750.0 | 450.0 | 1,200.0 | 826.8 | 869.3 | 1,696.1 | 90.7 | 51.8 | 70.8 | 4 | 4 | 660.0 | 390.0 | 1,050.0 | 1,261.3 | 1,549.3 | 2,810.7 | 52.3 | 25.2 | 37.4 | 4 | 4 | 88.0 | 86.7 | 87.5 |
| 21 | 鮭川村 | 298.0 | 245.0 | 543.0 | 851.9 | 664.7 | 1,516.6 | 35.0 | 36.9 | 35.8 | 1 | 1 | 1,298.0 | 263.0 | 1,561.0 | 1,299.6 | 1,239.5 | 2,539.0 | 99.9 | 21.2 | 61.5 | 1 | 1 | 435.6 | 107.3 | 287.5 |
| 22 | 戸沢村 | 320.0 | 110.0 | 430.0 | 626.4 | 562.5 | 1,188.9 | 51.1 | 19.6 | 36.2 | 4 | 4 | 312.0 | 110.0 | 422.0 | 955.6 | 774.7 | 1,730.2 | 32.7 | 14.2 | 24.4 | 4 | 4 | 97.5 | 100.0 | 98.1 |
| 23 | 米沢市 | 12,600.0 | 6,694.0 | 19,294.0 | 5,587.4 | 4,908.8 | 10,496.2 | 225.5 | 136.4 | 183.8 | | | 11,252.0 | 5,856.0 | 17,108.0 | 8,600.0 | 7,359.3 | 15,959.3 | 130.8 | 79.6 | 107.2 | | 4 | 89.3 | 87.5 | 88.7 |
| 24 | 南陽市 | 1,662.0 | 2,125.0 | 3,787.0 | 4,033.9 | 4,755.4 | 8,789.3 | 41.2 | 44.7 | 43.1 | 4 | 4 | 1,496.0 | 1,913.0 | 3,409.0 | 6,192.0 | 7,126.9 | 13,318.9 | 24.2 | 26.8 | 25.6 | 4 | 4 | 90.0 | 90.0 | 90.0 |
| 25 | 高畠町 | 1,931.0 | 1,156.0 | 3,087.0 | 2,179.8 | 2,045.3 | 4,225.2 | 88.6 | 56.5 | 73.1 | 4 | 4 | 1,812.0 | 818.0 | 2,630.0 | 3,325.3 | 3,021.2 | 6,346.5 | 54.5 | 27.1 | 41.4 | 4 | 2 | 93.8 | 70.8 | 85.2 |
| 26 | 川西町 | 562.0 | 530.0 | 1,092.0 | 1,829.1 | 1,482.9 | 3,311.9 | 30.7 | 35.7 | 33.0 | 4 | 4 | 506.0 | 477.0 | 983.0 | 2,752.0 | 2,169.1 | 4,921.1 | 18.4 | 22.0 | 20.0 | 4 | 4 | 90.0 | 90.0 | 90.0 |
| 27 | 長井市 | 1,742.0 | 965.0 | 2,707.0 | 2,204.9 | 1,994.2 | 4,199.1 | 79.0 | 48.4 | 64.5 | 4 | 4 | 1,230.0 | 725.0 | 1,955.0 | 3,401.8 | 3,098.7 | 6,500.4 | 36.2 | 23.4 | 30.1 | 4 | 4 | 70.6 | 75.1 | 72.2 |
| 28 | 小国町 | 801.0 | 360.0 | 1,161.0 | 1,127.5 | 818.1 | 1,945.6 | 71.0 | 44.0 | 59.7 | 4 | 4 | 772.0 | 349.0 | 1,121.0 | 1,567.1 | 1,239.5 | 2,806.6 | 49.3 | 28.2 | 39.9 | 4 | 4 | 96.4 | 96.9 | 96.6 |
| 29 | 白鷹町 | 1,297.0 | 836.0 | 2,133.0 | 1,077.4 | 971.5 | 2,048.9 | 120.4 | 86.0 | 104.1 | | 4 | 1,188.0 | 809.0 | 1,997.0 | 1,605.3 | 1,316.9 | 2,922.3 | 74.0 | 61.4 | 68.3 | 4 | 4 | 91.6 | 96.8 | 93.6 |
| 30 | 飯豊町 | 498.0 | 284.0 | 782.0 | 801.8 | 613.6 | 1,415.4 | 62.1 | 46.3 | 55.3 | 4 | 4 | 409.0 | 250.0 | 659.0 | 1,223.1 | 929.6 | 2,152.7 | 33.4 | 26.9 | 30.6 | 4 | 4 | 82.1 | 88.0 | 84.3 |
| 31 | 鶴岡市 | 10,566.0 | 4,543.0 | 15,109.0 | 11,097.1 | 8,943.2 | 20,040.3 | 95.2 | 50.8 | 75.4 | 4 | 4 | 10,330.0 | 4,466.0 | 14,796.0 | 16,817.8 | 13,324.3 | 30,142.0 | 61.4 | 33.5 | 49.1 | 4 | 4 | 97.8 | 98.3 | 97.9 |
| 32 | 庄内町 | 1,700.0 | 1,250.0 | 2,950.0 | 1,678.7 | 1,431.7 | 3,110.5 | 101.3 | 87.3 | 94.8 | | 4 | 1,690.0 | 1,250.0 | 2,940.0 | 2,446.2 | 1,936.7 | 4,382.9 | 69.1 | 64.5 | 67.1 | 4 | 4 | 99.4 | 100.0 | 99.7 |
| 33 | 三川町 | 840.0 | 800.0 | 1,640.0 | 476.1 | 460.2 | 936.3 | 176.4 | 173.8 | 175.2 | | | 840.0 | 800.0 | 1,640.0 | 764.4 | 774.7 | 1,539.1 | 109.9 | 103.3 | 106.6 | | | 100.0 | 100.0 | 100.0 |
| 34 | 酒田市 | 13,183.0 | 11,550.0 | 24,733.0 | 6,815.1 | 5,522.4 | 12,337.5 | 193.4 | 209.1 | 200.5 | | | 15,113.0 | 12,421.0 | 27,534.0 | 10,320.0 | 8,598.8 | 18,918.8 | 146.4 | 144.5 | 145.5 | | | 114.6 | 107.5 | 111.3 |
| 35 | 遊佐町 | 800.0 | 400.0 | 1,200.0 | 977.2 | 767.0 | 1,744.2 | 81.9 | 52.2 | 68.8 | 3 | 3 | 775.0 | 400.0 | 1,175.0 | 1,490.7 | 1,084.5 | 2,575.2 | 52.0 | 36.9 | 45.6 | 3 | 3 | 96.9 | 100.0 | 97.9 |
| 合 計 | | 102,355.2 | 64,010.6 | 166,365.8 | 98,465.8 | 83,393.4 | 181,859.2 | 103.9 | 76.8 | 91.5 | | | 99,028.0 | 61,131.0 | 160,159.0 | 148,569.8 | 126,115.7 | 274,685.5 | 66.7 | 48.5 | 58.3 | | | 96.7 | 95.5 | 96.3 |

| 番号 | 設置者名 | 18年度 図書購入費（予算額） 小 (A) | 中 (B) | 計 (C) | おおよその基準財政需要額（18’） 小 (D) | 中 (E) | 計 (F) | 予算措置率 小 (A)／(D) (G) | 中 (B)／(E) (H) | 計 (C)／(F) (I) | 予算措置率が100%未満の理由 番号（1～4） 小 | 中 | 19年度 図書購入費（予算額） 小 (J) | 中 (K) | 計 (L) | おおよその基準財政需要額（19’） 小 (M) | 中 (N) | 計 (O) | 予算措置率 小 (J)／(M) (P) | 中 (K)／(N) (Q) | 計 (L)／(O) (R) | 予算措置率が100%未満の理由 番号（1～4） 小 | 中 | 18’予算額との比較（伸び率） 小 (S)／(A) | 中 (K)／(B) (T) | 計 (L)／(C) (U) |
|---|---|---|---|---|---|---|---|---|---|---|---|---|---|---|---|---|---|---|---|---|---|---|---|---|---|---|
| | | 千円 | 千円 | 千円 | 千円 | 千円 | 千円 | % | % | % | | | 千円 | 千円 | 千円 | 千円 | 千円 | 千円 | % | % | % | | | % | % | % |
| 1 | 福島市 | 9,814.0 | 17,892.0 | 27,706.0 | 14,582.3 | 13,294.7 | 27,877.0 | 67.3 | 134.6 | 99.4 | 4 | | 8,324.0 | 14,678.0 | 23,002.0 | 22,016.0 | 19,908.9 | 41,924.9 | 37.8 | 73.7 | 54.9 | 4 | 4 | 84.8 | 82.0 | 83.0 |
| 2 | 飯野町 | 1,197.0 | 805.0 | 2,002.0 | 526.2 | 409.1 | 935.2 | 227.5 | 196.8 | 214.1 | | | 359.0 | 400.0 | 759.0 | 818.0 | 565.5 | 1,383.5 | 43.9 | 70.7 | 54.9 | 4 | 4 | 30.0 | 49.7 | 37.9 |
| 3 | 川俣町 | 1,422.0 | 1,529.0 | 2,951.0 | 1,528.4 | 1,124.9 | 2,653.3 | 93.0 | 135.9 | 111.2 | 4 | | 1,659.0 | 1,223.0 | 2,882.0 | 2,293.3 | 1,704.3 | 3,997.6 | 72.3 | 71.8 | 72.1 | 4 | 4 | 116.7 | 80.0 | 97.7 |
| 4 | 伊達市 | 3,557.0 | 1,692.0 | 5,249.0 | 5,136.4 | 4,090.7 | 9,227.1 | 69.3 | 41.4 | 56.9 | 4 | 4 | 4,181.0 | 1,865.0 | 6,046.0 | 7,873.8 | 6,119.9 | 13,993.6 | 53.1 | 30.5 | 43.2 | 4 | 4 | 117.5 | 110.2 | 115.2 |
| 5 | 桑折町 | 1,206.0 | 301.6 | 1,507.6 | 927.1 | 767.0 | 1,694.1 | 130.1 | 39.3 | 89.0 | | 4 | 1,280.0 | 320.0 | 1,600.0 | 1,414.2 | 1,162.0 | 2,576.2 | 90.5 | 27.5 | 62.1 | 4 | 4 | 106.1 | 106.1 | 106.1 |
| 6 | 国見町 | 843.0 | 500.0 | 1,343.0 | 902.0 | 562.5 | 1,464.5 | 93.5 | 88.9 | 91.7 | 4 | 4 | 800.0 | 400.0 | 1,200.0 | 1,376.0 | 929.6 | 2,305.6 | 58.1 | 43.0 | 52.0 | 4 | 4 | 94.9 | 80.0 | 89.4 |
| 7 | 二本松市 | 6,136.0 | 5,046.0 | 11,182.0 | 5,291.7 | 4,279.9 | 9,571.6 | 116.0 | 117.9 | 116.8 | | | 6,078.0 | 4,653.0 | 10,731.0 | 8,084.0 | 6,352.3 | 14,436.3 | 75.2 | 73.2 | 74.3 | 2 | 2 | 99.1 | 92.2 | 96.0 |
| 8 | 大玉村 | 799.0 | 561.0 | 1,360.0 | 601.3 | 613.6 | 1,214.9 | 132.9 | 91.4 | 111.9 | | 4 | 650.0 | 474.0 | 1,124.0 | 917.3 | 929.6 | 1,846.9 | 70.9 | 51.0 | 60.9 | 4 | 4 | 81.4 | 84.5 | 82.6 |
| 9 | (旧)本宮町 | 1,073.0 | 920.0 | 1,993.0 | 1,403.1 | 1,278.3 | 2,681.4 | 76.5 | 72.0 | 74.3 | 4 | 4 | 1,173.0 | 752.0 | 1,925.0 | 2,102.2 | 2,014.1 | 4,116.4 | 55.8 | 37.3 | 46.8 | 4 | 4 | 109.3 | 81.7 | 96.6 |
| 10 | (旧)白沢村 | 561.0 | 342.0 | 903.0 | 826.8 | 664.7 | 1,491.6 | 67.8 | 51.4 | 60.5 | 4 | 4 | 742.1 | 393.0 | 1,135.1 | 1,261.3 | 1,007.1 | 2,268.4 | 58.8 | 39.0 | 50.0 | 4 | 4 | 132.3 | 114.9 | 125.7 |
| 11 | 郡山市 | 33,193.0 | 30,656.0 | 63,849.0 | 21,572.8 | 19,226.1 | 40,799.0 | 153.9 | 159.4 | 156.5 | | | 33,871.0 | 22,496.0 | 56,367.0 | 32,909.3 | 29,204.9 | 62,114.3 | 102.9 | 77.0 | 90.7 | | 4 | 102.0 | 73.4 | 88.3 |
| 12 | 須賀川市 | 5,635.0 | 6,736.0 | 12,371.0 | 5,386.9 | 5,164.5 | 10,551.4 | 104.6 | 130.4 | 117.2 | | | 5,630.0 | 7,160.0 | 12,790.0 | 8,217.8 | 7,746.7 | 15,964.4 | 68.5 | 92.4 | 80.1 | 1 | 1 | 99.9 | 106.3 | 103.4 |
| 13 | 鏡石町 | 500.0 | 400.0 | 900.0 | 776.7 | 869.3 | 1,646.0 | 64.4 | 46.0 | 54.7 | 4 | 4 | 500.0 | 400.0 | 900.0 | 1,184.9 | 1,316.9 | 2,501.8 | 42.2 | 30.4 | 36.0 | 4 | 4 | 100.0 | 100.0 | 100.0 |
| 14 | 天栄村 | 717.4 | 484.0 | 1,201.4 | 676.5 | 562.5 | 1,239.0 | 106.0 | 86.0 | 97.0 | | 4 | 707 | 483 | 1,190.0 | 993.8 | 852.1 | 1,845.9 | 71.1 | 56.7 | 64.5 | 1 | 4 | 98.6 | 99.8 | 99.1 |
| 15 | 石川町 | 547.4 | 250.0 | 797.4 | 1,603.6 | 1,124.9 | 2,728.5 | 34.1 | 22.2 | 29.2 | 4 | 4 | 990.0 | 370.0 | 1,360.0 | 2,369.8 | 1,704.3 | 4,074.0 | 41.8 | 21.7 | 33.4 | 4 | 4 | 180.9 | 148.0 | 170.6 |
| 16 | 玉川村 | 509.0 | 454.0 | 963.0 | 551.2 | 562.5 | 1,113.7 | 92.3 | 80.7 | 86.5 | 4 | 4 | 648.0 | 608.0 | 1,256.0 | 802.7 | 852.1 | 1,654.8 | 80.7 | 71.4 | 75.9 | 4 | 4 | 127.3 | 133.9 | 130.4 |
| 17 | 平田村 | 463.0 | 228.0 | 691.0 | 801.8 | 767.0 | 1,568.8 | 57.7 | 29.7 | 44.0 | 4 | 4 | 412.0 | 251.0 | 663.0 | 1,108.4 | 1,084.5 | 2,193.0 | 37.2 | 23.1 | 30.2 | 4 | 1 | 89.0 | 110.1 | 95.9 |
| 18 | 浅川町 | 1,500.0 | 500.0 | 2,000.0 | 626.4 | 460.2 | 1,086.6 | 239.5 | 108.6 | 184.1 | | | 1,120.0 | 500.0 | 1,620.0 | 917.3 | 697.2 | 1,614.5 | 122.1 | 71.7 | 100.3 | | 4 | 74.7 | 100.0 | 81.0 |
| 19 | 古殿町 | 480.0 | 130.0 | 610.0 | 902.0 | 357.9 | 1,259.9 | 53.2 | 36.3 | 48.4 | 4 | 4 | 500.0 | 130.0 | 630.0 | 1,337.8 | 542.3 | 1,880.0 | 37.4 | 24.0 | 33.5 | 4 | 4 | 104.2 | 100.0 | 103.3 |
| 20 | 田村市 | 5,526.5 | 2,997.2 | 8,523.7 | 4,610.2 | 3,170.3 | 7,780.5 | 119.9 | 94.5 | 109.6 | | 4 | 4,449.4 | 2,586.9 | 7,036.3 | 7,147.6 | 4,880.4 | 12,028.0 | 62.3 | 53.0 | 58.5 | 4 | 4 | 80.5 | 86.3 | 82.5 |
| 21 | 三春町 | 1,080.0 | 900.0 | 1,980.0 | 1,478.3 | 1,482.9 | 2,961.1 | 73.1 | 60.7 | 66.9 | 4 | 4 | 1,080.0 | 900.0 | 1,980.0 | 2,255.1 | 2,246.5 | 4,501.6 | 47.9 | 40.1 | 44.0 | 4 | 4 | 100.0 | 100.0 | 100.0 |
| 22 | 小野町 | 1,288.8 | 577.0 | 1,865.8 | 1,370.5 | 1,124.9 | 2,495.5 | 94.0 | 51.3 | 74.8 | 4 | 4 | 1,081.0 | 596.0 | 1,677.0 | 2,121.3 | 1,820.5 | 3,941.8 | 51.0 | 32.7 | 42.5 | 4 | 4 | 83.9 | 103.3 | 89.9 |
| 23 | 白河市 | 5,727.0 | 3,671.0 | 9,398.0 | 4,610.2 | 4,244.1 | 8,854.3 | 124.2 | 86.5 | 106.1 | | 3 | 5,631.0 | 3,601.0 | 9,232.0 | 7,032.9 | 6,274.8 | 13,307.7 | 80.1 | 57.4 | 69.4 | 4 | 3 | 98.3 | 98.1 | 98.2 |
| 24 | 西郷村 | 1,546.0 | 678.0 | 2,224.0 | 1,428.2 | 1,329.5 | 2,757.6 | 108.3 | 51.0 | 80.6 | | 4 | 1,512.2 | 689.8 | 2,202.0 | 2,178.7 | 2,091.6 | 4,270.3 | 69.4 | 33.0 | 51.6 | 4 | 4 | 97.8 | 101.7 | 99.0 |
| 25 | 中島村 | 399.8 | 228.8 | 628.6 | 350.8 | 357.9 | 708.7 | 114.0 | 63.9 | 88.7 | | 4 | 400.0 | 250.0 | 650.0 | 573.3 | 542.3 | 1,115.6 | 69.8 | 46.1 | 58.3 | 4 | 4 | 100.1 | 109.3 | 103.4 |
| 26 | 矢吹町 | 1,065.0 | 529.0 | 1,594.0 | 1,102.4 | 971.5 | 2,074.0 | 96.6 | 54.5 | 76.9 | 4 | 4 | 1,071.0 | 542.0 | 1,613.0 | 1,720.0 | 1,471.9 | 3,191.9 | 62.3 | 36.8 | 50.5 | 4 | 4 | 100.6 | 102.5 | 101.2 |
| 27 | 泉崎村 | 400.0 | 200.0 | 600.0 | 501.1 | 511.3 | 1,012.4 | 79.8 | 39.1 | 59.3 | 4 | 4 | 400.0 | 200.0 | 600.0 | 726.2 | 774.7 | 1,500.9 | 55.1 | 25.8 | 40.0 | 4 | 4 | 100.0 | 100.0 | 100.0 |
| 28 | 棚倉町 | 1,631.0 | 901.0 | 2,532.0 | 1,202.7 | 920.4 | 2,123.1 | 135.6 | 97.9 | 119.3 | | 4 | 694.0 | 600.0 | 1,294.0 | 1,834.7 | 1,316.9 | 3,151.6 | 37.8 | 45.6 | 41.1 | 2 | 2 | 42.6 | 66.6 | 51.1 |
| 29 | 塙町 | 910.0 | 420.0 | 1,330.0 | 1,052.3 | 664.7 | 1,717.1 | 86.5 | 63.2 | 77.5 | 4 | 4 | 900.0 | 400.0 | 1,300.0 | 1,605.3 | 929.6 | 2,534.9 | 56.1 | 43.0 | 51.3 | 4 | 4 | 98.9 | 95.2 | 97.7 |
| 30 | 矢祭町 | 200.0 | 139.0 | 339.0 | 776.7 | 511.3 | 1,288.1 | 25.7 | 27.2 | 26.3 | 4 | 4 | 91.0 | 100.0 | 191.0 | 1,184.9 | 774.7 | 1,959.6 | 7.7 | 12.9 | 9.7 | 4 | 4 | 45.5 | 71.9 | 56.3 |
| 31 | 鮫川村 | 260.0 | 251.0 | 511.0 | 375.8 | 357.9 | 733.8 | 69.2 | 70.1 | 69.6 | 4 | 4 | 204.0 | 250.0 | 454.0 | 535.1 | 542.3 | 1,077.4 | 38.1 | 46.1 | 42.1 | 4 | 4 | 78.5 | 99.6 | 88.8 |
| 32 | 会津若松市 | 4,725.0 | 3,300.0 | 8,025.0 | 8,218.2 | 7,874.5 | 16,092.8 | 57.5 | 41.9 | 49.9 | 4 | 4 | 4,275.0 | 3,300.0 | 7,575.0 | 12,498.7 | 11,774.9 | 24,273.6 | 34.2 | 28.0 | 31.2 | 4 | 4 | 90.5 | 100.0 | 94.4 |
| 33 | 磐梯町 | 59.2 | 20.0 | 79.2 | 350.8 | 306.8 | 657.6 | 16.9 | 6.5 | 12.0 | 4 | 4 | 59.2 | 20.0 | 79.2 | 535.1 | 464.8 | 999.9 | 11.1 | 4.3 | 7.9 | 4 | 4 | 100.0 | 100.0 | 100.0 |
| 34 | 猪苗代町 | 1,500.0 | 1,150.0 | 2,650.0 | 1,703.8 | 1,431.7 | 3,135.5 | 88.0 | 80.3 | 84.5 | 4 | 4 | 1,504.0 | 1,265.0 | 2,769.0 | 2,522.7 | 2,169.1 | 4,691.7 | 59.6 | 58.3 | 59.0 | 4 | 4 | 100.3 | 110.0 | 104.5 |
| 35 | 喜多方市 | 3,812.8 | 2,427.7 | 6,240.5 | 4,660.3 | 3,477.1 | 8,137.4 | 81.8 | 69.8 | 76.7 | 4 | 4 | 2,718.0 | 1,812.0 | 4,530.0 | 6,994.7 | 5,190.3 | 12,184.9 | 38.9 | 34.9 | 37.2 | 4 | 4 | 71.3 | 74.6 | 72.6 |
| 36 | 北塩原村 | 270.0 | 347.0 | 617.0 | 551.2 | 460.2 | 1,011.4 | 49.0 | 75.4 | 61.0 | 3 | 4 | 180.0 | 315.0 | 495.0 | 802.7 | 697.2 | 1,499.9 | 22.4 | 45.2 | 33.0 | 3 | 4 | 66.7 | 90.8 | 80.2 |
| 37 | 西会津町 | 638.0 | 349.0 | 987.0 | 826.8 | 613.6 | 1,440.4 | 77.2 | 56.9 | 68.5 | 4 | 1 | 638.0 | 284.0 | 922.0 | 1,261.3 | 929.6 | 2,190.9 | 50.6 | 30.6 | 42.1 | 4 | 1 | 100.0 | 81.4 | 93.4 |
| 38 | 会津坂下町 | 724.0 | 410.0 | 1,134.0 | 1,678.7 | 1,227.2 | 2,905.9 | 43.1 | 33.4 | 39.0 | 4 | 4 | 720.0 | 650.0 | 1,370.0 | 2,560.9 | 1,936.7 | 4,497.6 | 28.1 | 33.6 | 30.5 | 4 | 4 | 99.4 | 158.5 | 120.8 |
| 39 | 湯川村 | 600.0 | 1,596.0 | 2,196.0 | 350.8 | 357.9 | 708.7 | 171.0 | 445.9 | 309.9 | | | 600.0 | 390.0 | 990.0 | 535.1 | 542.3 | 1,077.4 | 112.1 | 71.9 | 91.9 | | 4 | 100.0 | 24.4 | 45.1 |
| 40 | 柳津町 | 353.2 | 324.5 | 677.7 | 400.9 | 511.3 | 912.2 | 88.1 | 63.5 | 74.3 | 4 | 4 | 300.0 | 170.0 | 470.0 | 535.1 | 774.7 | 1,309.8 | 56.1 | 21.9 | 35.9 | 4 | 4 | 84.9 | 52.4 | 69.4 |
| 41 | 会津美里町 | 1,577.1 | 1,112.0 | 2,689.1 | 2,054.6 | 1,840.8 | 3,895.4 | 76.8 | 60.4 | 69.0 | 4 | 4 | 1,152.5 | 933.0 | 2,085.5 | 3,096.0 | 2,711.3 | 5,807.3 | 37.2 | 34.4 | 35.9 | 4 | 4 | 73.1 | 83.9 | 77.6 |
| 42 | 三島町 | 300.0 | 150.0 | 450.0 | 200.4 | 204.5 | 405.0 | 149.7 | 73.3 | 111.1 | | 4 | 300.0 | 150.0 | 450.0 | 305.8 | 309.9 | 615.6 | 98.1 | 48.4 | 73.1 | 4 | 4 | 100.0 | 100.0 | 100.0 |
| 43 | 金山町 | 400.0 | 400.0 | 800.0 | 325.7 | 409.1 | 734.8 | 122.8 | 97.8 | 108.9 | | 4 | 400.0 | 400.0 | 800.0 | 496.9 | 619.7 | 1,116.6 | 80.5 | 64.5 | 71.6 | 4 | 4 | 100.0 | 100.0 | 100.0 |
| 44 | 昭和村 | 80.0 | 200.0 | 280.0 | 100.2 | 102.3 | 202.5 | 79.8 | 195.6 | 138.3 | 4 | | 20.0 | 100.0 | 120.0 | 152.9 | 154.9 | 307.8 | 13.1 | 64.5 | 39.0 | 4 | 4 | 25.0 | 50.0 | 42.9 |
| 45 | 南会津町 | 1,656.0 | 1,246.0 | 2,902.0 | 2,380.3 | 1,840.8 | 4,221.1 | 69.6 | 67.7 | 68.8 | 4 | 4 | 1,246.0 | 1,215.0 | 2,461.0 | 3,631.1 | 2,866.3 | 6,497.4 | 34.3 | 42.4 | 37.9 | 4 | 4 | 75.2 | 97.5 | 84.8 |
| 46 | 下郷町 | 640.0 | 300.0 | 940.0 | 927.1 | 460.2 | 1,387.3 | 69.0 | 65.2 | 67.8 | 4 | 4 | 600.0 | 300.0 | 900.0 | 1,223.1 | 697.2 | 1,920.3 | 49.1 | 43.0 | 46.9 | 4 | 4 | 93.8 | 100.0 | 95.7 |
| 47 | 檜枝岐村 | 200.0 | 300.0 | 500.0 | 200.4 | 255.7 | 456.1 | 99.8 | 117.3 | 109.6 | 4 | | 200.0 | 200.0 | 400.0 | 267.6 | 387.3 | 654.9 | 74.8 | 51.6 | 61.1 | 4 | 4 | 100.0 | 66.7 | 80.0 |
| 48 | 只見町 | 1,200.0 | 900.0 | 2,100.0 | 801.8 | 818.1 | 1,619.9 | 149.7 | 110.0 | 129.6 | | | 1,200.0 | 500.0 | 1,700.0 | 1,261.3 | 1,239.5 | 2,500.8 | 95.1 | 40.3 | 68.0 | 4 | 4 | 100.0 | 55.6 | 81.0 |
| 49 | 新地町 | 300.0 | 100.0 | 400.0 | 676.5 | 562.5 | 1,239.0 | 44.3 | 17.8 | 32.3 | 4 | 4 | 470.0 | 100.0 | 570.0 | 993.8 | 852.1 | 1,845.9 | 47.3 | 11.7 | 30.9 | 4 | 4 | 156.7 | 100.0 | 142.5 |
| 50 | 相馬市 | 3,048.0 | 1,540.0 | 4,588.0 | 2,605.8 | 2,454.4 | 5,060.2 | 117.0 | 62.7 | 90.7 | | 4 | 3,022.0 | 1,550.0 | 4,572.0 | 3,936.9 | 3,640.9 | 7,577.8 | 76.8 | 42.6 | 60.3 | 4 | 4 | 99.1 | 100.6 | 99.7 |
| 51 | 南相馬市 | 5,799.0 | 3,888.0 | 9,687.0 | 4,612.7 | 4,090.7 | 8,703.4 | 125.7 | 95.0 | 111.3 | | 4 | 5,368.0 | 3,749.0 | 9,117.0 | 7,025.2 | 6,174.1 | 13,199.3 | 76.4 | 60.7 | 69.1 | 4 | 4 | 92.6 | 96.4 | 94.1 |
| 52 | 飯舘村 | 577.0 | 305.0 | 882.0 | 601.3 | 562.5 | 1,163.8 | 96.0 | 54.2 | 75.8 | 1 | 1 | 559.0 | 282.0 | 841.0 | 917.3 | 774.7 | 1,692.0 | 60.9 | 36.4 | 49.7 | 1 | 1 | 96.9 | 92.5 | 95.4 |
| 53 | 浪江町 | 2,311.0 | 1,179.3 | 3,490.3 | 1,553.4 | 1,482.9 | 3,036.3 | 148.8 | 79.5 | 115.0 | | 4 | 2,240.0 | 1,160.0 | 3,400.0 | 2,331.6 | 2,246.5 | 4,578.1 | 96.1 | 51.6 | 74.3 | 4 | 4 | 96.9 | 98.4 | 97.4 |
| 54 | 葛尾村 | 55.0 | 179.0 | 234.0 | 150.3 | 153.4 | 303.7 | 36.6 | 116.7 | 77.0 | 4 | | 50.0 | 100.0 | 150.0 | 229.3 | 232.4 | 461.7 | 21.8 | 43.0 | 32.5 | 4 | 4 | 90.9 | 55.9 | 64.1 |
| 55 | 双葉町 | 800.0 | 450.0 | 1,250.0 | 451.0 | 306.8 | 757.8 | 177.4 | 146.7 | 165.0 | | | 800.0 | 450.0 | 1,250.0 | 649.8 | 542.3 | 1,192.0 | 123.1 | 83.0 | 104.9 | | 1 | 100.0 | 100.0 | 100.0 |
| 56 | 大熊町 | 1,440.0 | 800.0 | 2,240.0 | 676.5 | 613.6 | 1,290.1 | 212.9 | 130.4 | 173.6 | | | 1,440.0 | 900.0 | 2,340.0 | 1,032.0 | 929.6 | 1,961.6 | 139.5 | 96.8 | 119.3 | | 4 | 100.0 | 112.5 | 104.5 |
| 57 | 富岡町 | 1,000.0 | 1,000.0 | 2,000.0 | 902.0 | 920.4 | 1,822.4 | 110.9 | 108.6 | 109.7 | | | 1,000.0 | 1,000.0 | 2,000.0 | 1,376.0 | 1,471.9 | 2,847.9 | 72.7 | 67.9 | 70.2 | 4 | 4 | 100.0 | 100.0 | 100.0 |
| 58 | 川内村 | 250.0 | 450.0 | 700.0 | 275.6 | 255.7 | 531.3 | 90.7 | 176.0 | 131.8 | 1 | | 250.0 | 301.0 | 551.0 | 344.0 | 387.3 | 731.3 | 72.7 | 77.7 | 75.3 | 1 | 4 | 100.0 | 66.9 | 78.7 |
| 59 | 楢葉町 | 1,058.0 | 500.0 | 1,558.0 | 501.1 | 613.6 | 1,114.7 | 211.1 | 81.5 | 139.8 | | 4 | 1,000.0 | 500.0 | 1,500.0 | 764.4 | 929.6 | 1,694.0 | 130.8 | 53.8 | 88.5 | | 4 | 94.5 | 100.0 | 96.3 |
| 60 | 広野町 | 360.0 | 400.0 | 760.0 | 350.8 | 357.9 | 708.7 | 102.6 | 111.8 | 107.2 | | | 360.0 | 400.0 | 760.0 | 535.1 | 619.7 | 1,154.8 | 67.3 | 64.5 | 65.8 | 4 | 4 | 100.0 | 100.0 | 100.0 |
| 61 | いわき市 | 20,211.0 | 19,003.0 | 39,214.0 | 20,420.3 | 18,868.2 | 39,288.5 | 99.0 | 100.7 | 99.8 | 4 | | 20,211.0 | 19,003.0 | 39,214.0 | 30,998.2 | 28,585.2 | 59,583.4 | 65.2 | 66.5 | 65.8 | 4 | 4 | 100.0 | 100.0 | 100.0 |
| 合 計 | | 146,131.2 | 125,245.1 | 271,376.3 | 142,992.1 | 125,261.3 | 268,253.4 | 102.2 | 100.0 | 101.2 | | | 140,020.4 | 109,770.7 | 249,791.1 | 216,727.6 | 189,212.3 | 405,940.0 | 64.6 | 58.0 | 61.5 | | | 95.8 | 87.6 | 92.0 |

| 番号 | 設置者名 | 18年度 図書購入費（予算額） 小 (A) | 中 (B) | 計 (C) | おおよその基準財政需要額（18’） 小 (D) | 中 (E) | 計 (F) | 予算措置率 小 (A)／(D) (G) | 中 (B)／(E) (H) | 計 (C)／(F) (I) | 予算措置率が100%未満の理由 番号（1～4） 小 | 中 | 19年度 図書購入費（予算額） 小 (J) | 中 (K) | 計 (L) | おおよその基準財政需要額（19’） 小 (M) | 中 (N) | 計 (O) | 予算措置率 小 (J)／(M) (P) | 中 (K)／(N) (Q) | 計 (L)／(O) (R) | 予算措置率が100%未満の理由 番号（1～4） 小 | 中 | 18’予算額との比較（伸び率） 小 (J)／(A) (S) | 中 (K)／(B) (T) | 計 (L)／(C) (U) |
|---|---|---|---|---|---|---|---|---|---|---|---|---|---|---|---|---|---|---|---|---|---|---|---|---|---|---|
| | | 千円 | 千円 | 千円 | 千円 | 千円 | 千円 | % | % | % | | | 千円 | 千円 | 千円 | 千円 | 千円 | 千円 | % | % | % | | | % | % | % |
| 1 | 水戸市 | 15,445.0 | 10,714.0 | 26,159.0 | 12,728.2 | 11,300.5 | 24,028.7 | 121.3 | 94.8 | 108.9 | | 4 | 15,817.0 | 11,300.0 | 27,117.0 | 19,952.0 | 17,275.1 | 37,227.1 | 79.3 | 65.4 | 72.8 | 4 | 4 | 102.4 | 105.5 | 103.7 |
| 2 | 日立市 | 42,814.0 | 28,724.0 | 71,538.0 | 9,871.9 | 9,101.7 | 18,973.6 | 433.7 | 315.6 | 377.0 | | | 10,929.0 | 10,601.0 | 21,530.0 | 15,021.3 | 13,711.6 | 28,732.9 | 72.8 | 77.3 | 74.9 | 1 | 1 | 25.5 | 36.9 | 30.1 |
| 3 | 土浦市 | 9,424.0 | 7,082.0 | 16,506.0 | 7,391.4 | 6,391.7 | 13,783.1 | 127.5 | 110.8 | 119.8 | | | 8,953.0 | 6,727.0 | 15,680.0 | 11,313.8 | 9,760.8 | 21,074.6 | 79.1 | 68.9 | 74.4 | 4 | 4 | 95.0 | 95.0 | 95.0 |
| 4 | 古河市 | 9,378.0 | 5,622.0 | 15,000.0 | 8,543.9 | 7,670.0 | 16,213.9 | 109.8 | 73.3 | 92.5 | | 4 | 8,376.0 | 6,630.0 | 15,006.0 | 12,957.3 | 11,465.1 | 24,422.4 | 64.6 | 57.8 | 61.4 | 4 | 4 | 89.3 | 117.9 | 100.0 |
| 5 | 石岡市 | 6,903.0 | 5,618.0 | 12,521.0 | 5,036.2 | 4,244.1 | 9,280.2 | 137.1 | 132.4 | 134.9 | | | 11,852.0 | 7,018.0 | 18,870.0 | 7,682.7 | 6,507.2 | 14,189.9 | 154.3 | 107.8 | 133.0 | | | 171.7 | 124.9 | 150.7 |
| 6 | 結城市 | 2,000.0 | 2,010.0 | 4,010.0 | 2,831.3 | 2,607.8 | 5,439.1 | 70.6 | 77.1 | 73.7 | 4 | 4 | 2,030.0 | 2,010.0 | 4,040.0 | 4,204.4 | 3,795.9 | 8,000.3 | 48.3 | 53.0 | 50.5 | 4 | 4 | 101.5 | 100.0 | 100.7 |
| 7 | 竜ケ崎市 | 11,500.0 | 6,900.0 | 18,400.0 | 4,560.1 | 4,039.5 | 8,599.6 | 252.2 | 170.8 | 214.0 | | | 11,500.0 | 7,150.0 | 18,650.0 | 6,918.2 | 6,197.3 | 13,115.6 | 166.2 | 115.4 | 142.2 | | | 100.0 | 103.6 | 101.4 |
| 8 | 下妻市 | 3,097.0 | 1,800.0 | 4,897.0 | 2,906.4 | 2,454.4 | 5,360.8 | 106.6 | 73.3 | 91.3 | | 4 | 3,157.0 | 1,752.0 | 4,909.0 | 4,472.0 | 3,718.4 | 8,190.4 | 70.6 | 47.1 | 59.9 | 4 | 4 | 101.9 | 97.3 | 100.2 |
| 9 | 常陸太田市 | 8,273.0 | 7,136.0 | 15,409.0 | 4,209.3 | 3,630.5 | 7,839.8 | 196.5 | 196.6 | 196.5 | | | 8,236.0 | 7,135.0 | 15,371.0 | 6,230.2 | 5,422.7 | 11,652.9 | 132.2 | 131.6 | 131.9 | | | 99.6 | 100.0 | 99.8 |
| 10 | 高萩市 | 1,724.0 | 1,428.0 | 3,152.0 | 1,653.7 | 1,738.5 | 3,392.2 | 104.3 | 82.1 | 92.9 | | 4 | 1,855.0 | 1,480.0 | 3,335.0 | 2,408.0 | 2,556.4 | 4,964.4 | 77.0 | 57.9 | 67.2 | 4 | 4 | 107.6 | 103.6 | 105.8 |
| 11 | 北茨城市 | 3,878.0 | 2,309.0 | 6,187.0 | 2,956.6 | 2,658.9 | 5,615.5 | 131.2 | 86.8 | 110.2 | | 4 | 3,997.0 | 2,360.0 | 6,357.0 | 4,395.6 | 3,950.8 | 8,346.4 | 90.9 | 59.7 | 76.2 | 4 | 4 | 103.1 | 102.2 | 102.7 |
| 12 | 笠間市 | 6,317.8 | 2,852.4 | 9,170.2 | 4,484.9 | 4,039.5 | 8,524.5 | 140.9 | 70.6 | 107.6 | | 4 | 6,255.0 | 2,900.0 | 9,155.0 | 6,803.6 | 6,042.4 | 12,846.0 | 91.9 | 48.0 | 71.3 | 4 | 4 | 99.0 | 101.7 | 99.8 |
| 13 | 取手市 | 5,488.0 | 4,762.0 | 10,250.0 | 5,512.2 | 4,806.5 | 10,318.8 | 99.6 | 99.1 | 99.3 | 4 | 4 | 5,613.0 | 4,705.0 | 10,318.0 | 8,447.1 | 7,204.4 | 15,651.5 | 66.4 | 65.3 | 65.9 | 4 | 4 | 102.3 | 98.8 | 100.7 |
| 14 | 牛久市 | 27,516.0 | 25,912.0 | 53,428.0 | 3,432.6 | 3,374.8 | 6,807.4 | 801.6 | 767.8 | 784.9 | | | 6,975.0 | 8,290.0 | 15,265.0 | 5,351.1 | 5,267.7 | 10,618.8 | 130.3 | 157.4 | 143.8 | | | 25.3 | 32.0 | 28.6 |
| 15 | つくば市 | 14,844.0 | 7,383.0 | 22,227.0 | 11,625.8 | 8,743.8 | 20,369.6 | 127.7 | 84.4 | 109.1 | | 1 | 14,844.0 | 7,383.0 | 22,227.0 | 17,926.2 | 13,944.0 | 31,870.2 | 82.8 | 52.9 | 69.7 | 1 | 1 | 100.0 | 100.0 | 100.0 |
| 16 | ひたちなか市 | 8,029.0 | 5,808.0 | 13,837.0 | 8,594.1 | 7,056.4 | 15,650.5 | 93.4 | 82.3 | 88.4 | 4 | 4 | 8,695.0 | 7,313.0 | 16,008.0 | 13,186.7 | 10,922.8 | 24,109.5 | 65.9 | 67.0 | 66.4 | 4 | 4 | 108.3 | 125.9 | 115.7 |
| 17 | 鹿嶋市 | 3,471.0 | 2,480.0 | 5,951.0 | 3,933.7 | 3,272.5 | 7,206.3 | 88.2 | 75.8 | 82.6 | 4 | 4 | 7,500.0 | 6,300.0 | 13,800.0 | 6,192.0 | 4,802.9 | 10,994.9 | 121.1 | 131.2 | 125.5 | | | 216.1 | 254.0 | 231.9 |
| 18 | 潮来市 | 1,750.0 | 1,600.0 | 3,350.0 | 2,104.7 | 2,045.3 | 4,150.0 | 83.1 | 78.2 | 80.7 | 4 | 4 | 1,750.0 | 1,600.0 | 3,350.0 | 3,096.0 | 3,098.7 | 6,194.7 | 56.5 | 51.6 | 54.1 | 4 | 4 | 100.0 | 100.0 | 100.0 |
| 19 | 守谷市 | 2,700.0 | 1,600.0 | 4,300.0 | 3,131.9 | 2,658.9 | 5,790.9 | 86.2 | 60.2 | 74.3 | 4 | 4 | 2,700.0 | 1,600.0 | 4,300.0 | 5,121.8 | 4,183.2 | 9,305.0 | 52.7 | 38.2 | 46.2 | 4 | 4 | 100.0 | 100.0 | 100.0 |
| 20 | 常陸大宮市 | 6,140.0 | 3,360.0 | 9,500.0 | 3,207.1 | 2,301.0 | 5,508.1 | 191.4 | 146.0 | 172.5 | | | 6,180.0 | 3,330.0 | 9,510.0 | 4,892.4 | 3,408.5 | 8,301.0 | 126.3 | 97.7 | 114.6 | | 1 | 100.7 | 99.1 | 100.1 |
| 21 | 那珂市 | 6,366.0 | 4,514.0 | 10,880.0 | 3,081.8 | 3,016.9 | 6,098.7 | 206.6 | 149.6 | 178.4 | | | 6,286.0 | 4,620.0 | 10,906.0 | 4,701.3 | 4,570.5 | 9,271.9 | 133.7 | 101.1 | 117.6 | | | 98.7 | 102.3 | 100.2 |
| 22 | 筑西市 | 5,240.0 | 2,874.0 | 8,114.0 | 6,263.9 | 5,829.2 | 12,093.1 | 83.7 | 49.3 | 67.1 | 4 | 4 | 4,955.0 | 2,830.0 | 7,785.0 | 9,479.1 | 8,598.8 | 18,077.9 | 52.3 | 32.9 | 43.1 | 4 | 4 | 94.6 | 98.5 | 95.9 |
| 23 | 板東市 | 2,000.0 | 2,142.0 | 4,142.0 | 3,457.7 | 2,863.5 | 6,321.1 | 57.8 | 74.8 | 65.5 | 4 | 4 | 1,837.0 | 1,701.0 | 3,538.0 | 5,198.2 | 4,493.1 | 9,691.3 | 35.3 | 37.9 | 36.5 | 4 | 4 | 91.9 | 79.4 | 85.4 |
| 24 | 稲敷市 | 3,120.0 | 2,205.0 | 5,325.0 | 3,307.3 | 2,505.5 | 5,812.9 | 94.3 | 88.0 | 91.6 | 4 | 4 | 3,120.0 | 2,160.0 | 5,280.0 | 4,968.9 | 3,795.9 | 8,764.8 | 62.8 | 56.9 | 60.2 | 4 | 4 | 100.0 | 98.0 | 99.2 |
| 25 | かすみがうら市 | 5,508.0 | 1,701.0 | 7,209.0 | 2,831.3 | 2,301.0 | 5,132.3 | 194.5 | 73.9 | 140.5 | | 4 | 4,900.0 | 1,531.0 | 6,431.0 | 4,319.1 | 3,408.5 | 7,727.6 | 113.4 | 44.9 | 83.2 | | 4 | 89.0 | 90.0 | 89.2 |
| 26 | 神栖市 | 5,832.0 | 4,760.0 | 10,592.0 | 4,885.8 | 4,039.5 | 8,925.4 | 119.4 | 117.8 | 118.7 | | | 7,830.0 | 5,796.0 | 13,626.0 | 7,453.3 | 6,042.4 | 13,495.7 | 105.1 | 95.9 | 101.0 | | 4 | 134.3 | 121.8 | 128.6 |
| 27 | 行方市 | 4,434.0 | 1,790.0 | 6,224.0 | 3,282.3 | 2,249.9 | 5,532.1 | 135.1 | 79.6 | 112.5 | | 4 | 3,066.0 | 1,149.0 | 4,215.0 | 4,586.7 | 3,253.6 | 7,840.3 | 66.8 | 35.3 | 53.8 | 4 | 4 | 69.1 | 64.2 | 67.7 |
| 28 | 桜川市 | 2,500.0 | 1,500.0 | 4,000.0 | 2,956.6 | 2,761.2 | 5,717.8 | 84.6 | 54.3 | 70.0 | 1 | 1 | 2,150.0 | 1,430.0 | 3,580.0 | 4,433.8 | 4,183.2 | 8,617.0 | 48.5 | 34.2 | 41.5 | 1 | 1 | 86.0 | 95.3 | 89.5 |
| 29 | 鉾田市 | 3,935.0 | 1,958.0 | 5,893.0 | 3,858.6 | 2,710.1 | 6,568.6 | 102.0 | 72.2 | 89.7 | | 4 | 3,893.0 | 1,953.0 | 5,846.0 | 4,968.9 | 3,253.6 | 8,222.5 | 78.3 | 60.0 | 71.1 | 4 | 4 | 98.9 | 99.7 | 99.2 |
| 30 | 常総市 | 4,200.0 | 2,500.0 | 6,700.0 | 3,808.4 | 3,221.4 | 7,029.8 | 110.3 | 77.6 | 95.3 | | 4 | 4,200.0 | 2,500.0 | 6,700.0 | 5,962.7 | 4,802.9 | 10,765.6 | 70.4 | 52.1 | 62.2 | 4 | 4 | 100.0 | 100.0 | 100.0 |
| 31 | つくばみらい市 | 2,082.7 | 1,600.6 | 3,683.3 | 2,530.6 | 2,096.5 | 4,627.1 | 82.3 | 76.3 | 79.6 | 4 | 4 | 2,524.0 | 1,158.2 | 3,682.2 | 3,516.4 | 2,866.3 | 6,382.7 | 71.8 | 40.4 | 57.7 | 4 | 4 | 121.2 | 72.4 | 100.0 |
| 32 | 小美玉市 | 4,800.0 | 2,400.0 | 7,200.0 | 3,282.3 | 2,607.8 | 5,890.1 | 146.2 | 92.0 | 122.2 | | 4 | 4,800.0 | 2,400.0 | 7,200.0 | 4,968.9 | 4,028.3 | 8,997.2 | 96.6 | 59.6 | 80.0 | 4 | 4 | 100.0 | 100.0 | 100.0 |
| 33 | 茨城町 | 1,517.0 | 783.0 | 2,300.0 | 1,829.1 | 1,687.4 | 3,516.5 | 82.9 | 46.4 | 65.4 | 4 | 4 | 1,792.0 | 887.0 | 2,679.0 | 2,752.0 | 2,478.9 | 5,230.9 | 65.1 | 35.8 | 51.2 | 4 | 4 | 118.1 | 113.3 | 116.5 |
| 34 | 大洗町 | 1,338.8 | 5,961.3 | 7,300.1 | 1,052.3 | 971.5 | 2,023.9 | 127.2 | 613.6 | 360.7 | | | 1,212.0 | 802.9 | 2,014.9 | 1,643.6 | 1,471.9 | 3,115.4 | 73.7 | 54.5 | 64.7 | 4 | 2 | 90.5 | 13.5 | 27.6 |
| 35 | 城里町 | 1,856.0 | 1,069.0 | 2,925.0 | 1,829.1 | 1,380.6 | 3,209.7 | 101.5 | 77.4 | 91.1 | | 4 | 1,568.0 | 954.0 | 2,522.0 | 2,752.0 | 2,014.1 | 4,766.1 | 57.0 | 47.4 | 52.9 | 4 | 4 | 84.5 | 89.2 | 86.2 |
| 36 | 東海村 | 3,822.0 | 1,786.0 | 5,608.0 | 2,079.6 | 1,534.0 | 3,613.6 | 183.8 | 116.4 | 155.2 | | | 3,200.0 | 1,600.0 | 4,800.0 | 3,172.4 | 2,401.5 | 5,573.9 | 100.9 | 66.6 | 86.1 | | 1 | 83.7 | 89.6 | 85.6 |
| 37 | 大子町 | 2,639.0 | 1,774.4 | 4,413.4 | 1,603.6 | 1,329.5 | 2,933.0 | 164.6 | 133.5 | 150.5 | | | 4,800.0 | 3,250.0 | 8,050.0 | 2,560.9 | 1,936.7 | 4,497.6 | 187.4 | 167.8 | 179.0 | | | 181.9 | 183.2 | 182.4 |
| 38 | 美浦村 | 1,077.0 | 570.0 | 1,647.0 | 1,052.3 | 920.4 | 1,972.7 | 102.3 | 61.9 | 83.5 | | 4 | 1,034.0 | 550.0 | 1,584.0 | 1,567.1 | 1,316.9 | 2,884.0 | 66.0 | 41.8 | 54.9 | 4 | 3 | 96.0 | 96.5 | 96.2 |
| 39 | 阿見町 | 3,000.0 | 1,500.0 | 4,500.0 | 2,555.7 | 2,096.5 | 4,652.1 | 117.4 | 71.5 | 96.7 | | 4 | 3,000.0 | 1,500.0 | 4,500.0 | 3,898.7 | 3,176.1 | 7,074.8 | 76.9 | 47.2 | 63.6 | 4 | 4 | 100.0 | 100.0 | 100.0 |
| 40 | 河内町 | 800.0 | 550.0 | 1,350.0 | 676.5 | 715.9 | 1,392.4 | 118.3 | 76.8 | 97.0 | | 4 | 800.0 | 550.0 | 1,350.0 | 1,032.0 | 1,123.3 | 2,155.3 | 77.5 | 49.0 | 62.6 | 4 | 4 | 100.0 | 100.0 | 100.0 |
| 41 | 八千代町 | 1,250.0 | 600.0 | 1,850.0 | 1,553.4 | 1,278.3 | 2,831.8 | 80.5 | 46.9 | 65.3 | 4 | 4 | 1,500.0 | 700.0 | 2,200.0 | 2,369.8 | 1,859.2 | 4,229.0 | 63.3 | 37.7 | 52.0 | 4 | 4 | 120.0 | 116.7 | 118.9 |
| 42 | 五霞町 | 230.0 | 150.0 | 380.0 | 576.3 | 562.5 | 1,138.7 | 39.9 | 26.7 | 33.4 | 1 | 1 | 180.0 | 120.0 | 300.0 | 879.1 | 852.1 | 1,731.2 | 20.5 | 14.1 | 17.3 | 1 | 1 | 78.3 | 80.0 | 78.9 |
| 43 | 境町 | 1,250.0 | 500.0 | 1,750.0 | 1,628.6 | 1,431.7 | 3,060.3 | 76.8 | 34.9 | 57.2 | 4 | 4 | 1,250.0 | 500.0 | 1,750.0 | 2,446.2 | 2,169.1 | 4,615.3 | 51.1 | 23.1 | 37.9 | 4 | 4 | 100.0 | 100.0 | 100.0 |
| 44 | 利根町 | 1,392.0 | 824.0 | 2,216.0 | 801.8 | 715.9 | 1,517.6 | 173.6 | 115.1 | 146.0 | | | 1,160.0 | 689.0 | 1,849.0 | 1,299.6 | 929.6 | 2,229.2 | 89.3 | 74.1 | 82.9 | 4 | 4 | 83.3 | 83.6 | 83.4 |
| 合 計 | | 260,881.3 | 181,112.7 | 441,994.0 | 169,500.8 | 144,963.0 | 314,463.8 | 153.9 | 124.9 | 140.6 | | | 218,271.0 | 148,915.1 | 367,186.1 | 257,503.1 | 218,262.3 | 475,765.4 | 84.8 | 68.2 | 77.2 | | | 83.7 | 82.2 | 83.1 |

# 【栃木県】

【小・中学校分集計表】

| 番号 | 設置者名 | 18年度 図書購入費（予算額） 小 (A) | 中 (B) | 計 (C) | おおよその基準財政需要額（18’） 小 (D) | 中 (E) | 計 (F) | 予算措置率 小 (A)／(D) (G) | 中 (B)／(E) (H) | 計 (C)／(F) (I) | 予算措置率が100%未満の理由 番号（1～4） 小 | 中 | 19年度 図書購入費（予算額） 小 (J) | 中 (K) | 計 (L) | おおよその基準財政需要額（19’） 小 (M) | 中 (N) | 計 (O) | 予算措置率 小 (J)／(M) (P) | 中 (K)／(N) (Q) | 計 (L)／(O) (R) | 予算措置率が100%未満の理由 番号（1～4） 小 | 中 | 18’予算額との比較（伸び率） 小 (J)/(A) (S) | 中 (K)/(B) (T) | 計 (L)/(C) (U) |
|---|---|---|---|---|---|---|---|---|---|---|---|---|---|---|---|---|---|---|---|---|---|---|---|---|---|---|
| | | 千円 | 千円 | 千円 | 千円 | 千円 | 千円 | % | % | % | | | 千円 | 千円 | 千円 | 千円 | 千円 | 千円 | % | % | % | | | % | % | % |
| 1 | (旧)宇都宮市 | 63,830.0 | 43,220.0 | 107,050.0 | 21,848.4 | 18,152.3 | 40,000.8 | 292.1 | 238.1 | 267.6 | | | 47,971.7 | 33,014.9 | 80,986.6 | 33,482.7 | 26,803.5 | 60,286.1 | 143.3 | 123.2 | 134.3 | | | 75.2 | 76.4 | 75.7 |
| 2 | (旧)上河内町 | 545.0 | 319.0 | 864.0 | 626.4 | 511.3 | 1,137.7 | 87.0 | 62.4 | 75.9 | 1 | 1 | 1,102.8 | 796.6 | 1,899.4 | 764.4 | 697.2 | 1,461.6 | 144.3 | 114.3 | 129.9 | | | 202.3 | 249.7 | 219.8 |
| 3 | (旧)河内町 | 3,475.5 | 2,715.3 | 6,190.8 | 2,054.6 | 1,891.9 | 3,946.5 | 169.2 | 143.5 | 156.9 | | | 4,135.5 | 3,363.5 | 7,499.0 | 2,866.7 | 2,943.7 | 5,810.4 | 144.3 | 114.3 | 129.1 | | | 119.0 | 123.9 | 121.1 |
| 4 | 上三川町 | 4,653.0 | 2,425.0 | 7,078.0 | 1,829.1 | 1,687.4 | 3,516.5 | 254.4 | 143.7 | 201.3 | | | 4,651.0 | 2,421.0 | 7,072.0 | 2,790.2 | 2,556.4 | 5,346.6 | 166.7 | 94.7 | 132.3 | | 4 | 100.0 | 99.8 | 99.9 |
| 5 | 鹿沼市 | 8,646.0 | 4,899.0 | 13,545.0 | 6,714.9 | 5,522.4 | 12,237.3 | 128.8 | 88.7 | 110.7 | | 4 | 8,566.0 | 4,896.0 | 13,462.0 | 10,167.1 | 8,831.2 | 18,998.3 | 84.3 | 55.4 | 70.9 | 4 | 4 | 99.1 | 99.9 | 99.4 |
| 6 | 西方町 | 400.0 | 416.0 | 816.0 | 501.1 | 409.1 | 910.2 | 79.8 | 101.7 | 89.7 | 1 | | 404.0 | 372.0 | 776.0 | 764.4 | 619.7 | 1,384.2 | 52.8 | 60.0 | 56.1 | 1 | 1 | 101.0 | 89.4 | 95.1 |
| 7 | 日光市 | 15,231.0 | 19,869.0 | 35,100.0 | 6,965.4 | 6,442.8 | 13,408.2 | 218.7 | 308.4 | 261.8 | | | 8,038.0 | 5,670.0 | 13,708.0 | 10,587.6 | 9,683.3 | 20,270.9 | 75.9 | 58.6 | 67.6 | 4 | 4 | 52.8 | 28.5 | 39.1 |
| 8 | 真岡市 | 4,485.0 | 3,340.0 | 7,825.0 | 3,783.4 | 3,374.8 | 7,158.2 | 118.5 | 99.0 | 109.3 | | 4 | 4,378.0 | 3,252.0 | 7,630.0 | 5,924.4 | 5,035.3 | 10,959.8 | 73.9 | 64.6 | 69.6 | 4 | 4 | 97.6 | 97.4 | 97.5 |
| 9 | 二宮町 | 1,366.0 | 980.0 | 2,346.0 | 1,002.2 | 971.5 | 1,973.8 | 136.3 | 100.9 | 118.9 | | | 1,365.0 | 980.0 | 2,345.0 | 1,605.3 | 1,471.9 | 3,077.2 | 85.0 | 66.6 | 76.2 | 4 | 4 | 99.9 | 100.0 | 100.0 |
| 10 | 益子町 | 1,525.8 | 914.6 | 2,440.4 | 1,904.2 | 1,636.3 | 3,540.5 | 80.1 | 55.9 | 68.9 | 4 | 4 | 1,242.6 | 917.6 | 2,160.2 | 2,828.4 | 2,478.9 | 5,307.4 | 43.9 | 37.0 | 40.7 | 4 | 4 | 81.4 | 100.3 | 88.5 |
| 11 | 茂木町 | 1,350.0 | 1,450.0 | 2,800.0 | 1,052.3 | 920.4 | 1,972.7 | 128.3 | 157.5 | 141.9 | | | 1,350.0 | 1,450.0 | 2,800.0 | 1,490.7 | 1,394.4 | 2,885.1 | 90.6 | 104.0 | 97.1 | 4 | | 100.0 | 100.0 | 100.0 |
| 12 | 市貝町 | 524.0 | 366.0 | 890.0 | 952.1 | 664.7 | 1,616.8 | 55.0 | 55.1 | 55.0 | 4 | 4 | 881.0 | 773.0 | 1,654.0 | 1,452.4 | 1,007.1 | 2,459.5 | 60.7 | 76.8 | 67.2 | 4 | 4 | 168.1 | 211.2 | 185.8 |
| 13 | 芳賀町 | 2,240.0 | 1,716.0 | 3,956.0 | 1,127.5 | 869.3 | 1,996.8 | 198.7 | 197.4 | 198.1 | | | 2,235.0 | 1,703.0 | 3,938.0 | 1,681.8 | 1,239.5 | 2,921.2 | 132.9 | 137.4 | 134.8 | | | 99.8 | 99.2 | 99.5 |
| 14 | 都賀町 | 1,008.4 | 626.9 | 1,635.3 | 776.7 | 715.9 | 1,492.6 | 129.8 | 87.6 | 109.6 | | 1 | 1,007.3 | 641.9 | 1,649.2 | 1,184.9 | 1,007.1 | 2,192.0 | 85.0 | 63.7 | 75.2 | 1 | 1 | 99.9 | 102.4 | 100.8 |
| 15 | 壬生町 | 3,610.0 | 2,708.0 | 6,318.0 | 2,104.7 | 1,789.7 | 3,894.3 | 171.5 | 151.3 | 162.2 | | | 3,610.0 | 2,708.0 | 6,318.0 | 3,248.9 | 2,556.4 | 5,805.3 | 111.1 | 105.9 | 108.8 | | | 100.0 | 100.0 | 100.0 |
| 16 | 大平町 | 2,305.0 | 1,142.0 | 3,447.0 | 1,503.3 | 1,380.6 | 2,883.9 | 153.3 | 82.7 | 119.5 | | 4 | 1,800.0 | 900.0 | 2,700.0 | 2,331.6 | 2,014.1 | 4,345.7 | 77.2 | 44.7 | 62.1 | 4 | 4 | 78.1 | 78.8 | 78.3 |
| 17 | 野木町 | 1,600.0 | 1,400.0 | 3,000.0 | 1,327.9 | 1,482.9 | 2,810.8 | 120.5 | 94.4 | 106.7 | | 4 | 1,440.0 | 1,260.0 | 2,700.0 | 1,949.3 | 2,091.6 | 4,040.9 | 73.9 | 60.2 | 66.8 | 4 | 4 | 90.0 | 90.0 | 90.0 |
| 18 | 藤岡町 | 800.0 | 700.0 | 1,500.0 | 902.0 | 971.5 | 1,873.5 | 88.7 | 72.1 | 80.1 | 1 | 3 | 800.0 | 700.0 | 1,500.0 | 1,337.8 | 1,394.4 | 2,732.2 | 59.8 | 50.2 | 54.9 | 1 | 4 | 100.0 | 100.0 | 100.0 |
| 19 | 岩舟町 | 1,480.0 | 1,200.0 | 2,680.0 | 1,127.5 | 920.4 | 2,047.9 | 131.3 | 130.4 | 130.9 | | | 950.0 | 120.0 | 1,070.0 | 1,720.0 | 1,394.4 | 3,114.4 | 55.2 | 8.6 | 34.4 | 4 | 1 | 64.2 | 10.0 | 39.9 |
| 20 | 小山市 | 11,406.0 | 6,103.0 | 17,509.0 | 8,644.2 | 7,618.9 | 16,263.0 | 132.0 | 80.1 | 107.7 | | 4 | 11,384.0 | 6,089.0 | 17,473.0 | 13,263.1 | 11,697.5 | 24,960.6 | 85.8 | 52.1 | 70.0 | 4 | 2 | 99.8 | 99.8 | 99.8 |
| 21 | 栃木市 | 9,295.6 | 6,448.0 | 15,743.6 | 4,334.6 | 3,988.4 | 8,323.0 | 214.5 | 161.7 | 189.2 | | | 8,698.5 | 5,109.0 | 13,807.5 | 6,612.4 | 5,887.5 | 12,499.9 | 131.5 | 86.8 | 110.5 | | 1 | 93.6 | 79.2 | 87.7 |
| 22 | 下野市 | 6,279.9 | 3,751.7 | 10,031.6 | 3,557.9 | 3,068.0 | 6,625.9 | 176.5 | 122.3 | 151.4 | | | 6,245.0 | 4,918.0 | 11,163.0 | 5,504.0 | 4,570.5 | 10,074.5 | 113.5 | 107.6 | 110.8 | | | 99.4 | 131.1 | 111.3 |
| 23 | 矢板市 | 3,280.0 | 1,680.0 | 4,960.0 | 2,380.3 | 2,147.6 | 4,527.9 | 137.8 | 78.2 | 109.5 | | 1 | 3,250.0 | 1,680.0 | 4,930.0 | 3,554.7 | 2,866.3 | 6,420.9 | 91.4 | 58.6 | 76.8 | 1 | 1 | 99.1 | 100.0 | 99.4 |
| 24 | さくら市 | 3,264.0 | 1,457.0 | 4,721.0 | 2,680.9 | 2,301.0 | 4,981.9 | 121.7 | 63.3 | 94.8 | | 4 | 3,480.0 | 1,457.0 | 4,937.0 | 4,280.9 | 3,486.0 | 7,766.9 | 81.3 | 41.8 | 63.6 | 4 | 4 | 106.6 | 100.0 | 104.6 |
| 25 | 塩谷町 | 1,535.0 | 500.0 | 2,035.0 | 1,277.8 | 869.3 | 2,147.1 | 120.1 | 57.5 | 94.8 | | 1 | 1,190.0 | 492.0 | 1,682.0 | 1,872.9 | 1,162.0 | 3,034.9 | 63.5 | 42.3 | 55.4 | 1 | 1 | 77.5 | 98.4 | 82.7 |
| 26 | 高根沢町 | 3,008.0 | 1,361.0 | 4,369.0 | 1,653.7 | 1,534.0 | 3,187.7 | 181.9 | 88.7 | 137.1 | | 4 | 2,975.0 | 1,391.0 | 4,366.0 | 2,446.2 | 2,324.0 | 4,770.2 | 121.6 | 59.9 | 91.5 | | 4 | 98.9 | 102.2 | 99.9 |
| 27 | 大田原市 | 6,346.0 | 7,362.0 | 13,708.0 | 5,086.3 | 4,192.9 | 9,279.2 | 124.8 | 175.6 | 147.7 | | | 6,262.0 | 7,307.0 | 13,569.0 | 7,644.4 | 6,197.3 | 13,841.8 | 81.9 | 117.9 | 98.0 | 4 | | 98.7 | 99.3 | 99.0 |
| 28 | 那須町 | 2,360.0 | 960.0 | 3,320.0 | 2,330.2 | 1,636.3 | 3,966.4 | 101.3 | 58.7 | 83.7 | | 4 | 2,360.0 | 960.0 | 3,320.0 | 3,554.7 | 2,478.9 | 6,033.6 | 66.4 | 38.7 | 55.0 | 4 | 4 | 100.0 | 100.0 | 100.0 |
| 29 | 那須塩原市 | 7,000.0 | 3,000.0 | 10,000.0 | 8,243.3 | 6,903.0 | 15,146.3 | 84.9 | 43.5 | 66.0 | 4 | 4 | 7,000.0 | 3,000.0 | 10,000.0 | 12,689.8 | 10,535.5 | 23,225.2 | 55.2 | 28.5 | 43.1 | 4 | 4 | 100.0 | 100.0 | 100.0 |
| 30 | 那須烏山市 | 2,576.0 | 1,742.0 | 4,318.0 | 1,753.9 | 1,789.7 | 3,543.6 | 146.9 | 97.3 | 121.9 | | 4 | 2,827.0 | 1,672.0 | 4,499.0 | 2,599.1 | 2,556.4 | 5,155.5 | 108.8 | 65.4 | 87.3 | | 4 | 109.7 | 96.0 | 104.2 |
| 31 | 那珂川町 | 2,622.0 | 1,112.0 | 3,734.0 | 2,004.4 | 1,227.2 | 3,231.6 | 130.8 | 90.6 | 115.5 | | 1 | 1,800.0 | 1,179.0 | 2,979.0 | 2,943.1 | 1,781.7 | 4,724.8 | 61.2 | 66.2 | 63.0 | 4 | 1 | 68.6 | 106.0 | 79.8 |
| 32 | 佐野市 | 12,600.0 | 6,800.0 | 19,400.0 | 6,940.4 | 5,726.9 | 12,667.3 | 181.5 | 118.7 | 153.1 | | | 12,600.0 | 6,800.0 | 19,400.0 | 10,511.1 | 8,598.8 | 19,109.9 | 119.9 | 79.1 | 101.5 | | 4 | 100.0 | 100.0 | 100.0 |
| 33 | 足利市 | 6,737.0 | 3,754.0 | 10,491.0 | 7,616.9 | 6,851.9 | 14,468.8 | 88.4 | 54.8 | 72.5 | 4 | 4 | 7,411.0 | 3,956.0 | 11,367.0 | 11,619.6 | 10,380.5 | 22,000.1 | 63.8 | 38.1 | 51.7 | 4 | 4 | 110.0 | 105.4 | 108.4 |
| 合 計 | | 197,384.2 | 136,437.5 | 333,821.7 | 116,608.6 | 100,170.2 | 216,778.8 | 169.3 | 136.2 | 154.0 | | | 173,410.4 | 111,949.5 | 285,359.9 | 177,274.7 | 149,743.1 | 327,017.7 | 97.8 | 74.8 | 87.3 | | | 87.9 | 82.1 | 85.5 |

# 【群馬県】

【小・中学校分集計表】

| 番号 | 設置者名 | 18年度 図書購入費（予算額） 小 (A) | 中 (B) | 計 (C) | おおよその基準財政需要額（18’） 小 (D) | 中 (E) | 計 (F) | 予算措置率 小 (A)／(D) (G) | 中 (B)／(E) (H) | 計 (C)／(F) (I) | 予算措置率が100%未満の理由 番号（1～4） 小 | 中 | 19年度 図書購入費（予算額） 小 (J) | 中 (K) | 計 (L) | おおよその基準財政需要額（19’） 小 (M) | 中 (N) | 計 (O) | 予算措置率 小 (J)／(M) (P) | 中 (K)／(N) (Q) | 計 (L)／(O) (R) | 予算措置率が100%未満の理由 番号（1～4） 小 | 中 | 18’予算額との比較（伸び率） 小 (J)／(A) (S) | 中 (K)／(B) (T) | 計 (L)／(C) (U) |
|---|---|---|---|---|---|---|---|---|---|---|---|---|---|---|---|---|---|---|---|---|---|---|---|---|---|---|
| | | 千円 | 千円 | 千円 | 千円 | 千円 | 千円 | % | % | % | | | 千円 | 千円 | 千円 | 千円 | 千円 | 千円 | % | % | % | | | % | % | % |
| 1 | 前橋市 | 22,056.0 | 20,650.0 | 42,706.0 | 15,734.9 | 14,163.9 | 29,898.8 | 140.2 | 145.8 | 142.8 | | | 22,056.0 | 20,650.0 | 42,706.0 | 23,927.1 | 21,690.7 | 45,617.8 | 92.2 | 95.2 | 93.6 | 4 | 4 | 100.0 | 100.0 | 100.0 |
| 2 | 伊勢崎市 | 16,903.0 | 11,651.0 | 28,554.0 | 10,573.4 | 9,101.7 | 19,675.2 | 159.9 | 128.0 | 145.1 | | | 17,651.0 | 11,675.0 | 29,326.0 | 16,512.0 | 14,021.5 | 30,533.5 | 106.9 | 83.3 | 96.0 | | 2 | 104.4 | 100.2 | 102.7 |
| 3 | 渋川市 | 7,827.0 | 5,440.0 | 13,267.0 | 4,785.6 | 4,755.4 | 9,541.0 | 163.6 | 114.4 | 139.1 | | | 7,174.0 | 5,142.0 | 12,316.0 | 7,300.4 | 6,972.0 | 14,272.4 | 98.3 | 73.8 | 86.3 | 4 | 4 | 91.7 | 94.5 | 92.8 |
| 4 | 富士見村 | 1,700.0 | 500.0 | 2,200.0 | 1,327.9 | 1,022.7 | 2,350.6 | 128.0 | 48.9 | 93.6 | | 4 | 1,700.0 | 500.0 | 2,200.0 | 2,025.8 | 1,549.3 | 3,575.1 | 83.9 | 32.3 | 61.5 | 4 | 4 | 100.0 | 100.0 | 100.0 |
| 5 | 榛東村 | 3,000.0 | 2,000.0 | 5,000.0 | 851.9 | 818.1 | 1,670.0 | 352.2 | 244.5 | 299.4 | | | 3,000.0 | 2,000.0 | 5,000.0 | 1,299.6 | 1,239.5 | 2,539.0 | 230.8 | 161.4 | 196.9 | | | 100.0 | 100.0 | 100.0 |
| 6 | 吉岡町 | 1,847.0 | 1,633.0 | 3,480.0 | 1,002.2 | 869.3 | 1,871.5 | 184.3 | 187.9 | 185.9 | | | 1,943.0 | 1,681.0 | 3,624.0 | 1,567.1 | 1,394.4 | 2,961.5 | 124.0 | 120.6 | 122.4 | | | 105.2 | 102.9 | 104.1 |
| 7 | 玉村町 | 3,800.0 | 1,700.0 | 5,500.0 | 2,355.2 | 2,198.7 | 4,554.0 | 161.3 | 77.3 | 120.8 | | 4 | 3,850.0 | 1,700.0 | 5,550.0 | 3,554.7 | 3,408.5 | 6,963.2 | 108.3 | 49.9 | 79.7 | | 4 | 101.3 | 100.0 | 100.9 |
| 8 | (旧)高崎市 | 27,901.0 | 22,235.0 | 50,136.0 | 16,436.4 | 13,806.0 | 30,242.4 | 169.8 | 161.1 | 165.8 | | | 26,047.0 | 21,272.0 | 47,319.0 | 24,959.1 | 21,070.9 | 46,030.0 | 104.4 | 101.0 | 102.8 | | | 93.4 | 95.7 | 94.4 |
| 9 | (旧)榛名町 | 1,794.0 | 936.0 | 2,730.0 | 1,528.4 | 920.4 | 2,448.8 | 117.4 | 101.7 | 111.5 | | | 2,353.0 | 1,408.0 | 3,761.0 | 2,255.1 | 1,394.4 | 3,649.5 | 104.3 | 101.0 | 103.1 | | | 131.2 | 150.4 | 137.8 |
| 10 | 藤岡市 | 5,753.0 | 3,735.0 | 9,488.0 | 3,983.8 | 3,477.1 | 7,460.9 | 144.4 | 107.4 | 127.2 | | | 4,973.0 | 3,462.0 | 8,435.0 | 5,924.4 | 5,112.8 | 11,037.2 | 83.9 | 67.7 | 76.4 | 2 | 2 | 86.4 | 92.7 | 88.9 |
| 11 | 富岡市 | 4,991.7 | 2,953.4 | 7,945.1 | 2,881.4 | 2,965.7 | 5,847.1 | 173.2 | 99.6 | 135.9 | | 4 | 4,945.7 | 2,959.3 | 7,905.0 | 4,357.3 | 4,338.1 | 8,695.5 | 113.5 | 68.2 | 90.9 | | 4 | 99.1 | 100.2 | 99.5 |
| 12 | 安中市 | 5,002.0 | 3,427.0 | 8,429.0 | 3,808.4 | 3,170.3 | 6,978.7 | 131.3 | 108.1 | 120.8 | | | 5,584.0 | 3,399.0 | 8,983.0 | 5,733.3 | 4,725.5 | 10,458.8 | 97.4 | 71.9 | 85.9 | 4 | 4 | 111.6 | 99.2 | 106.6 |
| 13 | 吉井町 | 1,934.0 | 1,461.0 | 3,395.0 | 1,678.7 | 1,431.7 | 3,110.5 | 115.2 | 102.0 | 109.1 | | | 2,443.0 | 2,042.0 | 4,485.0 | 2,484.4 | 2,169.1 | 4,653.5 | 98.3 | 94.1 | 96.4 | 4 | 4 | 126.3 | 139.8 | 132.1 |
| 14 | 上野村 | 300.0 | 200.0 | 500.0 | 200.4 | 153.4 | 353.8 | 149.7 | 130.4 | 141.3 | | | 300.0 | 200.0 | 500.0 | 267.6 | 232.4 | 500.0 | 112.1 | 86.1 | 100.0 | | 2 | 100.0 | 100.0 | 100.0 |
| 15 | 神流町 | 180.0 | 150.0 | 330.0 | 225.5 | 306.8 | 532.3 | 79.8 | 48.9 | 62.0 | 4 | 4 | 180.0 | 200.0 | 380.0 | 305.8 | 387.3 | 693.1 | 58.9 | 51.6 | 54.8 | 4 | 4 | 100.0 | 133.3 | 115.2 |
| 16 | 下仁田町 | 936.0 | 469.0 | 1,405.0 | 826.8 | 511.3 | 1,338.2 | 113.2 | 91.7 | 105.0 | | 1 | 926.0 | 616.0 | 1,542.0 | 1,223.1 | 852.1 | 2,075.2 | 75.7 | 72.3 | 74.3 | 4 | 4 | 98.9 | 131.3 | 109.8 |
| 17 | 南牧村 | 200.0 | 200.0 | 400.0 | 175.4 | 255.7 | 431.1 | 114.0 | 78.2 | 92.8 | | 4 | 180.0 | 180.0 | 360.0 | 267.6 | 309.9 | 577.4 | 67.3 | 58.1 | 62.3 | 4 | 4 | 90.0 | 90.0 | 90.0 |
| 18 | 甘楽町 | 1,450.0 | 1,695.0 | 3,145.0 | 977.2 | 1,022.7 | 1,999.8 | 148.4 | 165.7 | 157.3 | | | 1,550.0 | 1,680.0 | 3,230.0 | 1,452.4 | 1,626.8 | 3,079.2 | 106.7 | 103.3 | 104.9 | | | 106.9 | 99.1 | 102.7 |
| 19 | 中之条町 | 2,577.0 | 885.0 | 3,462.0 | 1,227.7 | 1,124.9 | 2,352.7 | 209.9 | 78.7 | 147.2 | | 2 | 2,552.0 | 1,017.0 | 3,569.0 | 1,796.4 | 1,704.3 | 3,500.7 | 142.1 | 59.7 | 102.0 | | 2 | 99.0 | 114.9 | 103.1 |
| 20 | 長野原町 | 1,360.0 | 630.0 | 1,990.0 | 876.9 | 511.3 | 1,388.3 | 155.1 | 123.2 | 143.3 | | | 1,120.0 | 600.0 | 1,720.0 | 1,299.6 | 852.1 | 2,151.7 | 86.2 | 70.4 | 79.9 | 4 | 4 | 82.4 | 95.2 | 86.4 |
| 21 | 嬬恋村 | 437.2 | 448.6 | 885.8 | 1,177.6 | 920.4 | 2,098.0 | 37.1 | 48.7 | 42.2 | 4 | 4 | 500.0 | 450.0 | 950.0 | 1,758.2 | 1,471.9 | 3,230.1 | 28.4 | 30.6 | 29.4 | 4 | 4 | 114.4 | 100.3 | 107.2 |
| 22 | 草津町 | 319.0 | 350.0 | 669.0 | 501.1 | 613.6 | 1,114.7 | 63.7 | 57.0 | 60.0 | 4 | 1 | 319.0 | 350.0 | 669.0 | 802.7 | 852.1 | 1,654.8 | 39.7 | 41.1 | 40.4 | 4 | 1 | 100.0 | 100.0 | 100.0 |
| 23 | 六合村 | 600.0 | 300.0 | 900.0 | 375.8 | 204.5 | 580.4 | 159.6 | 146.7 | 155.1 | | | 580.0 | 350.0 | 930.0 | 573.3 | 464.8 | 1,038.1 | 101.2 | 75.3 | 89.6 | | 4 | 96.7 | 116.7 | 103.3 |
| 24 | 高山村 | 580.0 | 640.0 | 1,220.0 | 300.7 | 409.1 | 709.7 | 192.9 | 156.5 | 171.9 | | | 580.0 | 640.0 | 1,220.0 | 496.9 | 619.7 | 1,116.6 | 116.7 | 103.3 | 109.3 | | | 100.0 | 100.0 | 100.0 |
| 25 | 東吾妻町 | 1,294.8 | 824.8 | 2,119.6 | 1,202.7 | 1,431.7 | 2,634.4 | 107.7 | 57.6 | 80.5 | | 4 | 1,290.0 | 1,450.0 | 2,740.0 | 1,796.4 | 2,169.1 | 3,965.5 | 71.8 | 66.8 | 69.1 | 4 | 4 | 99.6 | 175.8 | 129.3 |
| 26 | 沼田市 | 8,555.0 | 5,331.0 | 13,886.0 | 3,783.4 | 3,681.6 | 7,465.0 | 226.1 | 144.8 | 186.0 | | | 7,163.0 | 5,100.0 | 12,263.0 | 5,771.6 | 5,732.5 | 11,504.1 | 124.1 | 89.0 | 106.6 | | 4 | 83.7 | 95.7 | 88.3 |
| 27 | 片品村 | 850.0 | 500.0 | 1,350.0 | 726.6 | 460.2 | 1,186.8 | 117.0 | 108.6 | 113.8 | | | 2,440.0 | 950.0 | 3,390.0 | 1,108.4 | 697.2 | 1,805.6 | 220.1 | 136.3 | 187.7 | | | 287.1 | 190.0 | 251.1 |
| 28 | 川場村 | 670.0 | 240.0 | 910.0 | 250.6 | 306.8 | 557.4 | 267.4 | 78.2 | 163.3 | | 1 | 670.0 | 240.0 | 910.0 | 382.2 | 387.3 | 769.6 | 175.3 | 62.0 | 118.3 | | 1 | 100.0 | 100.0 | 100.0 |
| 29 | 昭和村 | 786.0 | 648.0 | 1,434.0 | 726.6 | 562.5 | 1,289.1 | 108.2 | 115.2 | 111.2 | | | 850.0 | 700.0 | 1,550.0 | 1,070.2 | 774.7 | 1,844.9 | 79.4 | 90.4 | 84.0 | 4 | 4 | 108.1 | 108.0 | 108.1 |
| 30 | みなかみ町 | 2,730.0 | 1,300.0 | 4,030.0 | 2,229.9 | 1,943.1 | 4,173.0 | 122.4 | 66.9 | 96.6 | | 4 | 2,639.0 | 1,106.0 | 3,745.0 | 3,478.2 | 2,866.3 | 6,344.5 | 75.9 | 38.6 | 59.0 | 4 | 4 | 96.7 | 85.1 | 92.9 |
| 31 | 桐生市 | 5,750.0 | 6,560.0 | 12,310.0 | 6,364.1 | 6,187.1 | 12,551.2 | 90.4 | 106.0 | 98.1 | 4 | | 5,155.0 | 6,340.0 | 11,495.0 | 9,632.0 | 9,218.5 | 18,850.5 | 53.5 | 68.8 | 61.0 | 4 | 4 | 89.7 | 96.6 | 93.4 |
| 32 | 太田市 | 18,941.0 | 8,855.0 | 27,796.0 | 10,598.5 | 9,715.3 | 20,313.8 | 178.7 | 91.1 | 136.8 | | 4 | 19,000.0 | 8,855.0 | 27,855.0 | 16,282.7 | 14,718.7 | 31,001.3 | 116.7 | 60.2 | 89.9 | | 4 | 100.3 | 100.0 | 100.2 |
| 33 | 館林市 | 6,543.0 | 5,553.0 | 12,096.0 | 3,958.8 | 3,579.3 | 7,538.1 | 165.3 | 155.1 | 160.5 | | | 6,159.0 | 5,251.0 | 11,410.0 | 6,039.1 | 5,422.7 | 11,461.8 | 102.0 | 96.8 | 99.5 | | 4 | 94.1 | 94.6 | 94.3 |
| 34 | みどり市 | 3,544.0 | 2,490.0 | 6,034.0 | 3,081.8 | 2,607.8 | 5,689.6 | 115.0 | 95.5 | 106.1 | | 1 | 3,717.0 | 2,490.0 | 6,207.0 | 4,701.3 | 4,028.3 | 8,729.6 | 79.1 | 61.8 | 71.1 | 1 | 1 | 104.9 | 100.0 | 102.9 |
| 35 | 板倉町 | 2,610.0 | 1,000.0 | 3,610.0 | 977.2 | 767.0 | 1,744.2 | 267.1 | 130.4 | 207.0 | | | 2,701.0 | 1,149.0 | 3,850.0 | 1,490.7 | 1,084.5 | 2,575.2 | 181.2 | 105.9 | 149.5 | | | 103.5 | 114.9 | 106.6 |
| 36 | 明和町 | 1,347.0 | 840.0 | 2,187.0 | 551.2 | 562.5 | 1,113.7 | 244.4 | 149.3 | 196.4 | | | 1,347.0 | 840.0 | 2,187.0 | 802.7 | 852.1 | 1,654.8 | 167.8 | 98.6 | 132.2 | | 4 | 100.0 | 100.0 | 100.0 |
| 37 | 千代田町 | 1,600.0 | 650.0 | 2,250.0 | 601.3 | 562.5 | 1,163.8 | 266.1 | 115.6 | 193.3 | | | 1,500.0 | 580.0 | 2,080.0 | 879.1 | 852.1 | 1,731.2 | 170.6 | 68.1 | 120.1 | | 4 | 93.8 | 89.2 | 92.4 |
| 38 | 大泉町 | 3,698.0 | 1,365.0 | 5,063.0 | 1,904.2 | 1,943.1 | 3,847.3 | 194.2 | 70.2 | 131.6 | | 2 | 2,671.0 | 1,620.0 | 4,291.0 | 2,866.7 | 2,866.3 | 5,732.9 | 93.2 | 56.5 | 74.8 | 4 | 4 | 72.2 | 118.7 | 84.8 |
| 39 | 邑楽町 | 2,245.0 | 1,206.0 | 3,451.0 | 1,528.4 | 1,380.6 | 2,909.0 | 146.9 | 87.4 | 118.6 | | 3 | 2,259.0 | 1,192.0 | 3,451.0 | 2,331.6 | 2,014.1 | 4,345.7 | 96.9 | 59.2 | 79.4 | 3 | 3 | 100.6 | 98.8 | 100.0 |
| 合 計 | | 174,611.7 | 121,651.8 | 296,263.5 | 112,299.0 | 100,425.9 | 212,724.9 | 155.5 | 121.1 | 139.3 | | | 172,067.7 | 122,036.3 | 294,104.0 | 170,776.9 | 152,144.5 | 322,921.4 | 100.8 | 80.2 | 91.1 | | | 98.5 | 100.3 | 99.3 |

| 番号 | 設置者名 | 18年度 図書購入費（予算額） 小 (A) | 中 (B) | 計 (C) | おおよその基準財政需要額（18’） 小 (D) | 中 (E) | 計 (F) | 予算措置率 小 (A)／(D) (G) | 中 (B)／(E) (H) | 計 (C)／(F) (I) | 予算措置率が100%未満の理由 番号（1～4） 小 | 中 | 19年度 図書購入費（予算額） 小 (J) | 中 (K) | 計 (L) | おおよその基準財政需要額（19’） 小 (M) | 中 (N) | 計 (O) | 予算措置率 小 (J)／(M) (P) | 中 (K)／(N) (Q) | 計 (L)／(O) (R) | 予算措置率が100%未満の理由 番号（1～4） 小 | 中 | 18’予算額との比較（伸び率） 小 (J)／(A) (S) | 中 (K)／(B) (T) | 計 (L)／(C) (U) |
|---|---|---|---|---|---|---|---|---|---|---|---|---|---|---|---|---|---|---|---|---|---|---|---|---|---|---|
| | | 千円 | 千円 | 千円 | 千円 | 千円 | 千円 | % | % | % | | | 千円 | 千円 | 千円 | 千円 | 千円 | 千円 | % | % | % | | | % | % | % |
| 1 | 川口市 | 25,440.1 | 16,799.7 | 42,239.8 | 21,297.2 | 17,743.3 | 39,040.5 | 119.5 | 94.7 | 108.2 | | 4 | 25,398.0 | 16,772.0 | 42,170.0 | 32,603.6 | 27,268.3 | 59,871.8 | 77.9 | 61.5 | 70.4 | 4 | 4 | 99.8 | 99.8 | 99.8 |
| 2 | 蕨市 | 1,540.0 | 660.0 | 2,200.0 | 2,680.9 | 2,352.1 | 5,033.1 | 57.4 | 28.1 | 43.7 | 4 | 4 | 1,694.0 | 726.0 | 2,420.0 | 4,089.8 | 3,640.9 | 7,730.7 | 41.4 | 19.9 | 31.3 | 4 | 4 | 110.0 | 110.0 | 110.0 |
| 3 | 戸田市 | 6,474.0 | 3,232.0 | 9,706.0 | 5,787.8 | 4,192.9 | 9,980.8 | 111.9 | 77.1 | 97.2 | | 4 | 6,479.2 | 3,239.6 | 9,718.8 | 8,829.3 | 6,507.2 | 15,336.5 | 73.4 | 49.8 | 63.4 | 4 | 4 | 100.1 | 100.2 | 100.1 |
| 4 | 鳩ヶ谷市 | 2,403.6 | 1,800.0 | 4,203.6 | 2,455.4 | 1,994.2 | 4,449.6 | 97.9 | 90.3 | 94.5 | 4 | 4 | 2,404.0 | 1,800.0 | 4,204.0 | 3,784.0 | 3,098.7 | 6,882.7 | 63.5 | 58.1 | 61.1 | 4 | 4 | 100.0 | 100.0 | 100.0 |
| 5 | 草加市 | 13,333.0 | 10,542.0 | 23,875.0 | 10,673.7 | 8,641.5 | 19,315.2 | 124.9 | 122.0 | 123.6 | | | 14,940.0 | 12,378.0 | 27,318.0 | 16,512.0 | 13,556.7 | 30,068.7 | 90.5 | 91.3 | 90.9 | 4 | 4 | 112.1 | 117.4 | 114.4 |
| 6 | 朝霞市 | 13,741.0 | 8,957.0 | 22,698.0 | 5,637.5 | 4,192.9 | 9,830.4 | 243.7 | 213.6 | 230.9 | | | 11,063.0 | 7,654.0 | 18,717.0 | 8,638.2 | 6,739.6 | 15,377.8 | 128.1 | 113.6 | 121.7 | | | 80.5 | 85.5 | 82.5 |
| 7 | 志木市 | 2,800.0 | 1,800.0 | 4,600.0 | 3,131.9 | 2,607.8 | 5,739.7 | 89.4 | 69.0 | 80.1 | 1 | 1 | 2,658.0 | 1,710.0 | 4,368.0 | 4,816.0 | 4,028.3 | 8,844.3 | 55.2 | 42.5 | 49.4 | 1 | 1 | 94.9 | 95.0 | 95.0 |
| 8 | 新座市 | 9,000.0 | 7,200.0 | 16,200.0 | 6,965.4 | 5,369.0 | 12,334.4 | 129.2 | 134.1 | 131.3 | | | 9,000.0 | 7,200.0 | 16,200.0 | 10,587.6 | 8,521.3 | 19,108.9 | 85.0 | 84.5 | 84.8 | 4 | 4 | 100.0 | 100.0 | 100.0 |
| 9 | 和光市 | 8,000.0 | 3,900.0 | 11,900.0 | 3,257.2 | 2,249.9 | 5,507.1 | 245.6 | 173.3 | 216.1 | | | 8,000.0 | 3,900.0 | 11,900.0 | 5,274.7 | 3,408.5 | 8,683.2 | 151.7 | 114.4 | 137.0 | | | 100.0 | 100.0 | 100.0 |
| 10 | 鴻巣市 | 3,000.0 | 1,800.0 | 4,800.0 | 5,762.8 | 5,726.9 | 11,489.7 | 52.1 | 31.4 | 41.8 | 1 | 1 | 2,100.0 | 1,000.0 | 3,100.0 | 8,714.7 | 8,366.4 | 17,081.1 | 24.1 | 12.0 | 18.1 | 1 | 1 | 70.0 | 55.6 | 64.6 |
| 11 | 北本市 | 3,207.0 | 3,221.0 | 6,428.0 | 3,207.1 | 3,221.4 | 6,428.5 | 100.0 | 100.0 | 100.0 | | | 3,132.0 | 3,170.0 | 6,302.0 | 4,777.8 | 4,802.9 | 9,580.7 | 65.6 | 66.0 | 65.8 | 4 | 4 | 97.7 | 98.4 | 98.0 |
| 12 | 上尾市 | 15,000.0 | 11,000.0 | 26,000.0 | 10,448.2 | 8,897.2 | 19,345.4 | 143.6 | 123.6 | 134.4 | | | 15,000.0 | 11,000.0 | 26,000.0 | 15,976.9 | 13,789.1 | 29,766.0 | 93.9 | 79.8 | 87.3 | 4 | 4 | 100.0 | 100.0 | 100.0 |
| 13 | 桶川市 | 2,200.0 | 1,400.0 | 3,600.0 | 3,407.6 | 3,221.4 | 6,629.0 | 64.6 | 43.5 | 54.3 | 4 | 4 | 3,400.0 | 3,200.0 | 6,600.0 | 5,160.0 | 4,880.4 | 10,040.4 | 65.9 | 65.6 | 65.7 | 4 | 4 | 154.5 | 228.6 | 183.3 |
| 14 | 伊奈町 | 1,650.0 | 1,500.0 | 3,150.0 | 1,929.3 | 1,636.3 | 3,565.5 | 85.5 | 91.7 | 88.3 | 4 | 4 | 2,000.0 | 1,500.0 | 3,500.0 | 3,134.2 | 2,478.9 | 5,613.2 | 63.8 | 60.5 | 62.4 | 4 | 4 | 121.2 | 100.0 | 111.1 |
| 15 | 川越市 | 16,701.0 | 13,156.0 | 29,857.0 | 14,607.4 | 13,448.1 | 28,055.5 | 114.3 | 97.8 | 106.4 | | 4 | 17,121.0 | 13,616.0 | 30,737.0 | 22,168.9 | 20,373.7 | 42,542.6 | 77.2 | 66.8 | 72.2 | 4 | 4 | 102.5 | 103.5 | 102.9 |
| 16 | 狭山市 | 7,763.0 | 5,464.0 | 13,227.0 | 7,015.6 | 6,391.7 | 13,407.2 | 110.7 | 85.5 | 98.7 | | 4 | 7,688.0 | 5,432.0 | 13,120.0 | 10,664.0 | 9,760.8 | 20,424.8 | 72.1 | 55.7 | 64.2 | 4 | 4 | 99.0 | 99.4 | 99.2 |
| 17 | 所沢市 | 18,871.0 | 11,820.0 | 30,691.0 | 14,557.3 | 12,067.5 | 26,624.7 | 129.6 | 97.9 | 115.3 | | 4 | 19,252.0 | 11,659.0 | 30,911.0 | 22,092.4 | 18,282.1 | 40,374.6 | 87.1 | 63.8 | 76.6 | 4 | 4 | 102.0 | 98.6 | 100.7 |
| 18 | 飯能市 | 4,993.0 | 3,970.0 | 8,963.0 | 4,359.7 | 4,141.8 | 8,501.5 | 114.5 | 95.9 | 105.4 | | 4 | 6,462.0 | 5,362.0 | 11,824.0 | 6,574.2 | 6,274.8 | 12,849.0 | 98.3 | 85.5 | 92.0 | 4 | 4 | 129.4 | 135.1 | 131.9 |
| 19 | 日高市 | 3,094.0 | 3,850.0 | 6,944.0 | 2,355.2 | 2,607.8 | 4,963.0 | 131.4 | 147.6 | 139.9 | | | 3,094.0 | 3,850.0 | 6,944.0 | 3,592.9 | 3,795.9 | 7,388.8 | 86.1 | 101.4 | 94.0 | 4 | | 100.0 | 100.0 | 100.0 |
| 20 | 越生町 | 970.0 | 900.0 | 1,870.0 | 601.3 | 664.7 | 1,266.1 | 161.3 | 135.4 | 147.7 | | | 850.0 | 750.0 | 1,600.0 | 917.3 | 1,007.1 | 1,924.4 | 92.7 | 74.5 | 83.1 | 4 | 4 | 87.6 | 83.3 | 85.6 |
| 21 | 毛呂山町 | 1,467.0 | 868.0 | 2,335.0 | 1,628.6 | 1,534.0 | 3,162.6 | 90.1 | 56.6 | 73.8 | 4 | 4 | 482.0 | 207.0 | 689.0 | 2,484.4 | 2,324.0 | 4,808.4 | 19.4 | 8.9 | 14.3 | 4 | 4 | 32.9 | 23.8 | 29.5 |
| 22 | 坂戸市 | 4,585.0 | 4,216.0 | 8,801.0 | 4,835.7 | 4,295.2 | 9,130.9 | 94.8 | 98.2 | 96.4 | 4 | 4 | 4,836.0 | 4,296.0 | 9,132.0 | 7,376.9 | 6,584.7 | 13,961.6 | 65.6 | 65.2 | 65.4 | 4 | 4 | 105.5 | 101.9 | 103.8 |
| 23 | 鶴ケ島市 | 3,562.0 | 1,862.0 | 5,424.0 | 3,182.1 | 2,965.7 | 6,147.8 | 111.9 | 62.8 | 88.2 | | 4 | 1,646.0 | 889.0 | 2,535.0 | 4,930.7 | 4,415.6 | 9,346.3 | 33.4 | 20.1 | 27.1 | 4 | 4 | 46.2 | 47.7 | 46.7 |
| 24 | 入間市 | 4,500.3 | 4,292.7 | 8,793.0 | 7,190.9 | 6,698.5 | 13,889.4 | 62.6 | 64.1 | 63.3 | 4 | 4 | 4,175.0 | 3,912.0 | 8,087.0 | 10,855.1 | 9,993.2 | 20,848.3 | 38.5 | 39.1 | 38.8 | 4 | 4 | 92.8 | 91.1 | 92.0 |
| 25 | 富士見市 | 4,950.0 | 3,600.0 | 8,550.0 | 4,986.1 | 3,783.9 | 8,769.9 | 99.3 | 95.1 | 97.5 | 2 | 2 | 3,458.0 | 2,520.0 | 5,978.0 | 7,644.4 | 5,887.5 | 13,531.9 | 45.2 | 42.8 | 44.2 | 4 | 4 | 69.9 | 70.0 | 69.9 |
| 26 | ふじみ野市 | 5,600.0 | 3,000.0 | 8,600.0 | 5,136.4 | 3,886.1 | 9,022.5 | 109.0 | 77.2 | 95.3 | | 4 | 5,400.0 | 2,880.0 | 8,280.0 | 7,873.8 | 6,119.9 | 13,993.6 | 68.6 | 47.1 | 59.2 | 4 | 4 | 96.4 | 96.0 | 96.3 |
| 27 | 三芳町 | 2,780.0 | 1,900.0 | 4,680.0 | 1,778.9 | 1,585.1 | 3,364.1 | 156.3 | 119.9 | 139.1 | | | 2,740.0 | 1,900.0 | 4,640.0 | 2,790.2 | 2,401.5 | 5,191.7 | 98.2 | 79.1 | 89.4 | 3 | 3 | 98.6 | 100.0 | 99.1 |
| 28 | 東松山市 | 4,272.0 | 3,422.0 | 7,694.0 | 4,434.8 | 4,295.2 | 8,730.0 | 96.3 | 79.7 | 88.1 | 4 | 4 | 4,195.0 | 3,276.0 | 7,471.0 | 6,612.4 | 6,584.7 | 13,197.1 | 63.4 | 49.8 | 56.6 | 4 | 4 | 98.2 | 95.7 | 97.1 |
| 29 | 滑川町 | 1,078.0 | 668.0 | 1,746.0 | 701.6 | 664.7 | 1,366.3 | 153.7 | 100.5 | 127.8 | | | 1,245.0 | 720.0 | 1,965.0 | 1,146.7 | 1,007.1 | 2,153.7 | 108.6 | 71.5 | 91.2 | | 4 | 115.5 | 107.8 | 112.5 |
| 30 | 嵐山町 | 1,450.0 | 810.0 | 2,260.0 | 1,077.4 | 920.4 | 1,997.8 | 134.6 | 88.0 | 113.1 | | 4 | 1,400.0 | 1,150.0 | 2,550.0 | 1,643.6 | 1,394.4 | 3,038.0 | 85.2 | 82.5 | 83.9 | 4 | 4 | 96.6 | 142.0 | 112.8 |
| 31 | 小川町 | 3,250.0 | 2,721.0 | 5,971.0 | 1,854.1 | 2,198.7 | 4,052.8 | 175.3 | 123.8 | 147.3 | | | 3,148.0 | 2,620.0 | 5,768.0 | 2,713.8 | 3,098.7 | 5,812.4 | 116.0 | 84.6 | 99.2 | | 4 | 96.9 | 96.3 | 96.6 |
| 32 | ときがわ町 | 1,990.0 | 2,000.0 | 3,990.0 | 876.9 | 869.3 | 1,746.2 | 226.9 | 230.1 | 228.5 | | | 2,100.0 | 1,900.0 | 4,000.0 | 1,261.3 | 1,239.5 | 2,500.8 | 166.5 | 153.3 | 159.9 | | | 105.5 | 95.0 | 100.3 |
| 33 | 鳩山町 | 1,000.0 | 770.0 | 1,770.0 | 751.7 | 664.7 | 1,416.4 | 133.0 | 115.8 | 125.0 | | | 950.0 | 659.0 | 1,609.0 | 1,146.7 | 929.6 | 2,076.3 | 82.8 | 70.9 | 77.5 | 1 | 1 | 95.0 | 85.6 | 90.9 |
| 34 | 川島町 | 1,791.0 | 560.0 | 2,351.0 | 1,353.0 | 1,176.1 | 2,529.1 | 132.4 | 47.6 | 93.0 | | 1 | 1,803.0 | 460.0 | 2,263.0 | 2,025.8 | 1,704.3 | 3,730.0 | 89.0 | 27.0 | 60.7 | 4 | 1 | 100.7 | 82.1 | 96.3 |
| 35 | 吉見町 | 1,710.0 | 1,034.0 | 2,744.0 | 1,403.1 | 1,227.2 | 2,630.3 | 121.9 | 84.3 | 104.3 | | 4 | 1,668.0 | 1,026.0 | 2,694.0 | 2,140.4 | 1,859.2 | 3,999.6 | 77.9 | 55.2 | 67.4 | 4 | 4 | 97.5 | 99.2 | 98.2 |
| 36 | 東秩父村 | 800.0 | 400.0 | 1,200.0 | 375.8 | 255.7 | 631.5 | 212.9 | 156.5 | 190.0 | | | 800.0 | 400.0 | 1,200.0 | 573.3 | 464.8 | 1,038.1 | 139.5 | 86.1 | 115.6 | | 4 | 100.0 | 100.0 | 100.0 |

| 番号 | 設置者名 | 18年度 図書購入費（予算額） 小 (A) | 中 (B) | 計 (C) | おおよその基準財政需要額（18’） 小 (D) | 中 (E) | 計 (F) | 予算措置率 小 (A)／(D) (G) | 中 (B)／(E) (H) | 計 (C)／(F) (I) | 予算措置率が100%未満の理由 番号（1～4） 小 | 中 | 19年度 図書購入費（予算額） 小 (J) | 中 (K) | 計 (L) | おおよその基準財政需要額（19’） 小 (M) | 中 (N) | 計 (O) | 予算措置率 小 (J)／(M) (P) | 中 (K)／(N) (Q) | 計 (L)／(O) (R) | 予算措置率が100%未満の理由 番号（1～4） 小 | 中 | 18’予算額との比較（伸び率） 小 (J)/(A) (S) | 中 (K)/(B) (T) | 計 (L)/(C) (U) |
|---|---|---|---|---|---|---|---|---|---|---|---|---|---|---|---|---|---|---|---|---|---|---|---|---|---|---|
| 37 | 本庄市 | 2,600.0 | 1,200.0 | 3,800.0 | 4,259.4 | 3,783.9 | 8,043.3 | 61.0 | 31.7 | 47.2 | 4 | 4 | 2,600.0 | 1,200.0 | 3,800.0 | 6,497.8 | 5,732.5 | 12,230.3 | 40.0 | 20.9 | 31.1 | 4 | 4 | 100.0 | 100.0 | 100.0 |
| 38 | 上里町 | 1,056.7 | 678.4 | 1,735.1 | 1,904.2 | 1,636.3 | 3,540.5 | 55.5 | 41.5 | 49.0 | 3 | 3 | 800.0 | 600.0 | 1,400.0 | 2,904.9 | 2,556.4 | 5,461.3 | 27.5 | 23.5 | 25.6 | 3 | 3 | 75.7 | 88.4 | 80.7 |
| 39 | 美里町 | 1,400.0 | 500.0 | 1,900.0 | 701.6 | 613.6 | 1,315.2 | 199.6 | 81.5 | 144.5 | | 4 | 1,400.0 | 500.0 | 1,900.0 | 1,070.2 | 929.6 | 1,999.8 | 130.8 | 53.8 | 95.0 | | 4 | 100.0 | 100.0 | 100.0 |
| 40 | 神川町 | 1,100.0 | 550.0 | 1,650.0 | 1,077.4 | 920.4 | 1,997.8 | 102.1 | 59.8 | 82.6 | | 4 | 1,100.0 | 550.0 | 1,650.0 | 1,605.3 | 1,394.4 | 2,999.7 | 68.5 | 39.4 | 55.0 | 4 | 4 | 100.0 | 100.0 | 100.0 |
| 41 | (旧)熊谷市 | 9,600.0 | 9,380.0 | 18,980.0 | 9,521.1 | 9,101.7 | 18,622.8 | 100.8 | 103.1 | 101.9 | | | 14,017.0 | 15,830.7 | 29,847.7 | 14,486.2 | 13,866.5 | 28,352.8 | 96.8 | 114.2 | 105.3 | 1 | | 146.0 | 168.8 | 157.3 |
| 42 | (旧)江南町 | 400.0 | 500.0 | 900.0 | 676.5 | 664.7 | 1,341.2 | 59.1 | 75.2 | 67.1 | 1 | 1 | 983.0 | 1,169.3 | 2,152.3 | 1,032.0 | 1,007.1 | 2,039.1 | 95.3 | 116.1 | 105.6 | 1 | | 245.8 | 233.9 | 239.1 |
| 43 | 深谷市 | 7,603.0 | 5,015.0 | 12,618.0 | 7,341.3 | 7,056.4 | 14,397.7 | 103.6 | 71.1 | 87.6 | | 4 | 6,840.0 | 4,500.0 | 11,340.0 | 11,046.2 | 10,612.9 | 21,659.2 | 61.9 | 42.4 | 52.4 | 4 | 4 | 90.0 | 89.7 | 89.9 |
| 44 | 寄居町 | 2,454.3 | 1,942.6 | 4,396.9 | 2,079.6 | 1,994.2 | 4,073.8 | 118.0 | 97.4 | 107.9 | | 4 | 3,169.0 | 3,221.0 | 6,390.0 | 3,096.0 | 2,943.7 | 6,039.7 | 102.4 | 109.4 | 105.8 | | | 129.1 | 165.8 | 145.3 |
| 45 | 秩父市 | 4,909.0 | 3,037.0 | 7,946.0 | 4,610.2 | 4,499.7 | 9,110.0 | 106.5 | 67.5 | 87.2 | | 4 | 4,905.0 | 3,172.0 | 8,077.0 | 6,918.2 | 6,662.1 | 13,580.4 | 70.9 | 47.6 | 59.5 | 4 | 4 | 99.9 | 104.4 | 101.6 |
| 46 | 横瀬町 | 520.0 | 240.0 | 760.0 | 551.2 | 562.5 | 1,113.7 | 94.3 | 42.7 | 68.2 | 4 | 4 | 380.0 | 200.0 | 580.0 | 840.9 | 852.1 | 1,693.0 | 45.2 | 23.5 | 34.3 | 4 | 4 | 73.1 | 83.3 | 76.3 |
| 47 | 小鹿野町 | 1,590.0 | 1,394.3 | 2,984.3 | 876.9 | 1,073.8 | 1,950.7 | 181.3 | 129.8 | 153.0 | | | 1,927.0 | 1,707.0 | 3,634.0 | 1,299.6 | 1,549.3 | 2,848.9 | 148.3 | 110.2 | 127.6 | | | 121.2 | 122.4 | 121.8 |
| 48 | 皆野町 | 650.0 | 300.0 | 950.0 | 776.7 | 562.5 | 1,339.2 | 83.7 | 53.3 | 70.9 | 1 | 1 | 900.0 | 400.0 | 1,300.0 | 1,184.9 | 852.1 | 2,037.0 | 76.0 | 46.9 | 63.8 | 1 | 1 | 138.5 | 133.3 | 136.8 |
| 49 | 長瀞町 | 900.0 | 1,435.0 | 2,335.0 | 501.1 | 460.2 | 961.3 | 179.6 | 311.8 | 242.9 | | | 935.0 | 662.0 | 1,597.0 | 764.4 | 697.2 | 1,461.6 | 122.3 | 95.0 | 109.3 | | 4 | 103.9 | 46.1 | 68.4 |
| 50 | 行田市 | 11,908.0 | 6,306.0 | 18,214.0 | 4,760.6 | 4,397.5 | 9,158.0 | 250.1 | 143.4 | 198.9 | | | 11,994.0 | 6,794.0 | 18,788.0 | 7,224.0 | 6,429.7 | 13,653.7 | 166.0 | 105.7 | 137.6 | | | 100.7 | 107.7 | 103.2 |
| 51 | 加須市 | 5,038.3 | 4,746.2 | 9,784.5 | 3,482.7 | 3,681.6 | 7,164.3 | 144.7 | 128.9 | 136.6 | | | 4,722.8 | 4,452.0 | 9,174.8 | 5,160.0 | 5,500.1 | 10,660.1 | 91.5 | 80.9 | 86.1 | 4 | 4 | 93.7 | 93.8 | 93.8 |
| 52 | 羽生市 | 5,232.3 | 3,761.6 | 8,993.9 | 3,131.9 | 2,607.8 | 5,739.7 | 167.1 | 144.2 | 156.7 | | | 5,142.4 | 3,615.5 | 8,757.9 | 4,739.6 | 3,873.3 | 8,612.9 | 108.5 | 93.3 | 101.7 | | 4 | 98.3 | 96.1 | 97.4 |
| 53 | 騎西町 | 909.0 | 420.0 | 1,329.0 | 1,077.4 | 971.5 | 2,048.9 | 84.4 | 43.2 | 64.9 | 4 | 4 | 892.0 | 420.0 | 1,312.0 | 1,567.1 | 1,471.9 | 3,039.0 | 56.9 | 28.5 | 43.2 | 4 | 4 | 98.1 | 100.0 | 98.7 |
| 54 | 北川辺町 | 2,013.0 | 1,751.0 | 3,764.0 | 676.5 | 715.9 | 1,392.4 | 297.6 | 244.6 | 270.3 | | | 760.0 | 800.0 | 1,560.0 | 993.8 | 1,084.5 | 2,078.3 | 76.5 | 73.8 | 75.1 | 4 | 4 | 37.8 | 45.7 | 41.4 |
| 55 | 大利根町 | 1,163.0 | 912.0 | 2,075.0 | 801.8 | 715.9 | 1,517.6 | 145.1 | 127.4 | 136.7 | | | 900.0 | 739.0 | 1,639.0 | 1,223.1 | 1,084.5 | 2,307.6 | 73.6 | 68.1 | 71.0 | 4 | 4 | 77.4 | 81.0 | 79.0 |
| 56 | 春日部市 | 12,136.0 | 7,150.0 | 19,286.0 | 10,874.1 | 9,919.9 | 20,794.0 | 111.6 | 72.1 | 92.7 | | 4 | 15,418.0 | 8,603.0 | 24,021.0 | 16,550.2 | 15,106.0 | 31,656.2 | 93.2 | 57.0 | 75.9 | 4 | 4 | 127.0 | 120.3 | 124.6 |
| 57 | 蓮田市 | 3,123.0 | 1,617.0 | 4,740.0 | 2,806.2 | 2,556.7 | 5,362.9 | 111.3 | 63.2 | 88.4 | | 4 | 2,030.0 | 1,368.0 | 3,398.0 | 4,395.6 | 3,873.3 | 8,268.9 | 46.2 | 35.3 | 41.1 | 4 | 4 | 65.0 | 84.6 | 71.7 |
| 58 | 越谷市 | 36,195.0 | 15,307.5 | 51,502.5 | 14,732.7 | 12,220.9 | 26,953.5 | 245.7 | 125.3 | 191.1 | | | 30,510.0 | 12,069.0 | 42,579.0 | 22,551.1 | 18,824.4 | 41,375.5 | 135.3 | 64.1 | 102.9 | | 4 | 84.3 | 78.8 | 82.7 |
| 59 | 八潮市 | 4,583.0 | 3,206.2 | 7,789.2 | 3,783.4 | 3,170.3 | 6,953.7 | 121.1 | 101.1 | 112.0 | | | 3,645.0 | 2,811.0 | 6,456.0 | 5,848.0 | 4,880.4 | 10,728.4 | 62.3 | 57.6 | 60.2 | 4 | 4 | 79.5 | 87.7 | 82.9 |
| 60 | 久喜市 | 4,000.0 | 3,500.0 | 7,500.0 | 3,507.8 | 3,221.4 | 6,729.2 | 114.0 | 108.6 | 111.5 | | | 3,664.0 | 3,200.0 | 6,864.0 | 5,236.4 | 4,802.9 | 10,039.4 | 70.0 | 66.6 | 68.4 | 4 | 4 | 91.6 | 91.4 | 91.5 |
| 61 | 白岡町 | 2413 | 2096 | 4,509.0 | 2,405.3 | 2,249.9 | 4,655.2 | 100.3 | 93.2 | 96.9 | | 4 | 2145 | 1887 | 4,032.0 | 3,669.3 | 3,408.5 | 7,077.9 | 58.5 | 55.4 | 57.0 | 4 | 4 | 88.9 | 90.0 | 89.4 |
| 62 | 菖蒲町 | 780.0 | 448.0 | 1,228.0 | 1,102.4 | 1,073.8 | 2,176.2 | 70.8 | 41.7 | 56.4 | 4 | 4 | 764.0 | 436.0 | 1,200.0 | 1,643.6 | 1,626.8 | 3,270.4 | 46.5 | 26.8 | 36.7 | 4 | 4 | 97.9 | 97.3 | 97.7 |
| 63 | 宮代町 | 1,774.3 | 1,132.3 | 2,906.6 | 1,403.1 | 1,482.9 | 2,886.0 | 126.5 | 76.4 | 100.7 | | 4 | 1,771.0 | 1,110.2 | 2,881.2 | 2,102.2 | 2,169.1 | 4,271.3 | 84.2 | 51.2 | 67.5 | 4 | 4 | 99.8 | 98.0 | 99.1 |
| 64 | 栗橋町 | 3,000.0 | 2,000.0 | 5,000.0 | 1,302.9 | 1,278.3 | 2,581.2 | 230.3 | 156.5 | 193.7 | | | 2,784.0 | 1,800.0 | 4,584.0 | 1,987.6 | 1,936.7 | 3,924.2 | 140.1 | 92.9 | 116.8 | | 4 | 92.8 | 90.0 | 91.7 |
| 65 | 鷲宮町 | 730.0 | 480.0 | 1,210.0 | 1,628.6 | 1,687.4 | 3,316.0 | 44.8 | 28.4 | 36.5 | 1 | 4 | 1,000.0 | 800.0 | 1,800.0 | 2,408.0 | 2,478.9 | 4,886.9 | 41.5 | 32.3 | 36.8 | 1 | 4 | 137.0 | 166.7 | 148.8 |
| 66 | 幸手市 | 6,236.0 | 2,600.0 | 8,836.0 | 2,630.8 | 2,454.4 | 5,085.2 | 237.0 | 105.9 | 173.8 | | | 5,262.0 | 2,550.0 | 7,812.0 | 3,936.9 | 3,563.5 | 7,500.4 | 133.7 | 71.6 | 104.2 | | 4 | 84.4 | 98.1 | 88.4 |
| 67 | 杉戸町 | 2,732.9 | 1,693.6 | 4,426.5 | 2,330.2 | 2,045.3 | 4,375.5 | 117.3 | 82.8 | 101.2 | | 4 | 2,467.0 | 1,994.0 | 4,461.0 | 3,478.2 | 3,176.1 | 6,654.4 | 70.9 | 62.8 | 67.0 | 4 | 4 | 90.3 | 117.7 | 100.8 |
| 68 | 松伏町 | 600.0 | 400.0 | 1,000.0 | 1,603.6 | 1,534.0 | 3,137.6 | 37.4 | 26.1 | 31.9 | 4 | 4 | 600.0 | 400.0 | 1,000.0 | 2,484.4 | 2,324.0 | 4,808.4 | 24.2 | 17.2 | 20.8 | 4 | 4 | 100.0 | 100.0 | 100.0 |
| 69 | 吉川市 | 5,519.0 | 2,427.0 | 7,946.0 | 3,282.3 | 2,607.8 | 5,890.1 | 168.1 | 93.1 | 134.9 | | 4 | 5,519.0 | 2,427.0 | 7,946.0 | 5,083.6 | 4,028.3 | 9,111.8 | 108.6 | 60.2 | 87.2 | | 4 | 100.0 | 100.0 | 100.0 |
| 70 | 三郷市 | 6,753.0 | 4,741.0 | 11,494.0 | 6,263.9 | 5,420.1 | 11,684.0 | 107.8 | 87.5 | 98.4 | | 4 | 4,689.0 | 3,249.0 | 7,938.0 | 9,402.7 | 8,056.5 | 17,459.2 | 49.9 | 40.3 | 45.5 | 4 | 4 | 69.4 | 68.5 | 69.1 |
| 71 | さいたま市 | 61,107.0 | 36,291.0 | 97,398.0 | 52,817.1 | 45,099.6 | 97,916.7 | 115.7 | 80.5 | 99.5 | | 4 | 58,052.0 | 34,285.0 | 92,337.0 | 81,222.2 | 70,107.3 | 151,329.6 | 71.5 | 48.9 | 61.0 | 4 | 4 | 95.0 | 94.5 | 94.8 |
| 合　計 | | 417,694.8 | 274,254.1 | 691,948.9 | 332,988.3 | 292,431.5 | 625,419.9 | 125.4 | 93.8 | 110.6 | | | 406,468.4 | 274,255.3 | 680,723.7 | 507,782.2 | 446,053.1 | 953,835.3 | 80.0 | 61.5 | 71.4 | | | 97.3 | 100.0 | 98.4 |

| 番号 | 設置者名 | 18年度 図書購入費（予算額） 小 (A) | 中 (B) | 計 (C) | おおよその基準財政需要額（18’） 小 (D) | 中 (E) | 計 (F) | 予算措置率 小 (A)／(D) (G) | 中 (B)／(E) (H) | 計 (C)／(F) (I) | 予算措置率が100%未満の理由 番号（1～4） 小 | 中 | 19年度 図書購入費（予算額） 小 (J) | 中 (K) | 計 (L) | おおよその基準財政需要額（19’） 小 (M) | 中 (N) | 計 (O) | 予算措置率 小 (J)／(M) (P) | 中 (K)／(N) (Q) | 計 (L)／(O) (R) | 予算措置率が100%未満の理由 番号（1～4） 小 | 中 | 18’予算額との比較（伸び率） 小 (S)／(A) | 中 (K)／(B) (T) | 計 (L)／(C) (U) |
|---|---|---|---|---|---|---|---|---|---|---|---|---|---|---|---|---|---|---|---|---|---|---|---|---|---|---|
| | | 千円 | 千円 | 千円 | 千円 | 千円 | 千円 | % | % | % | | | 千円 | 千円 | 千円 | 千円 | 千円 | 千円 | % | % | % | | | % | % | % |
| 1 | 船橋市 | 31,124.0 | 22,604.0 | 53,728.0 | 24,203.7 | 18,868.2 | 43,071.9 | 128.6 | 119.8 | 124.7 | | | 31,120.0 | 22,949.0 | 54,069.0 | 37,266.7 | 29,437.3 | 66,704.0 | 83.5 | 78.0 | 81.1 | 4 | 4 | 100.0 | 101.5 | 100.6 |
| 2 | 市川市 | 38,503.3 | 23,001.2 | 61,504.5 | 18,240.4 | 13,345.8 | 31,586.2 | 211.1 | 172.3 | 194.7 | | | 37,426.3 | 21,693.4 | 59,119.7 | 28,016.9 | 20,373.7 | 48,390.6 | 133.6 | 106.5 | 122.2 | | | 97.2 | 94.3 | 96.1 |
| 3 | 習志野市 | 9,985.3 | 6,405.0 | 16,390.3 | 7,591.8 | 5,624.7 | 13,216.5 | 131.5 | 113.9 | 124.0 | | | 10,010.0 | 6,527.4 | 16,537.4 | 11,657.8 | 8,908.7 | 20,566.4 | 85.9 | 73.3 | 80.4 | 1 | 1 | 100.2 | 101.9 | 100.9 |
| 4 | 八千代市 | 8,960.0 | 4,637.0 | 13,597.0 | 9,195.4 | 6,647.3 | 15,842.7 | 97.4 | 69.8 | 85.8 | 4 | 4 | 9,450.0 | 5,400.0 | 14,850.0 | 14,333.3 | 10,380.5 | 24,713.9 | 65.9 | 52.0 | 60.1 | 4 | 4 | 105.5 | 116.5 | 109.2 |
| 5 | 浦安市 | 20,125.0 | 9,989.0 | 30,114.0 | 7,917.6 | 4,602.0 | 12,519.6 | 254.2 | 217.1 | 240.5 | | | 20,150.0 | 9,880.0 | 30,030.0 | 12,536.9 | 7,591.7 | 20,128.6 | 160.7 | 130.1 | 149.2 | | | 100.1 | 98.9 | 99.7 |
| 6 | 松戸市 | 43,664.0 | 21,140.5 | 64,804.5 | 20,570.6 | 16,209.3 | 36,779.9 | 212.3 | 130.4 | 176.2 | | | 39,732.0 | 20,397.0 | 60,129.0 | 31,495.1 | 24,711.9 | 56,207.0 | 126.2 | 82.5 | 107.0 | | 2 | 91.0 | 96.5 | 92.8 |
| 7 | 柏市 | 33,823.0 | 18,250.0 | 52,073.0 | 17,488.8 | 14,573.0 | 32,061.8 | 193.4 | 125.2 | 162.4 | | | 31,819.0 | 16,965.0 | 48,784.0 | 27,061.3 | 22,155.5 | 49,216.8 | 117.6 | 76.6 | 99.1 | | 4 | 94.1 | 93.0 | 93.7 |
| 8 | 野田市 | 7,031.0 | 6,037.0 | 13,068.0 | 7,065.7 | 6,289.4 | 13,355.1 | 99.5 | 96.0 | 97.9 | 4 | 4 | 7,352.0 | 6,593.0 | 13,945.0 | 10,816.9 | 9,528.4 | 20,345.3 | 68.0 | 69.2 | 68.5 | 4 | 4 | 104.6 | 109.2 | 106.7 |
| 9 | 流山市 | 7,834.0 | 5,500.0 | 13,334.0 | 6,439.3 | 5,675.8 | 12,115.1 | 121.7 | 96.9 | 110.1 | | 4 | 7,834.0 | 5,500.0 | 13,334.0 | 9,708.4 | 8,521.3 | 18,229.8 | 80.7 | 64.5 | 73.1 | 4 | 4 | 100.0 | 100.0 | 100.0 |
| 10 | 我孫子市 | 5,800.0 | 4,100.0 | 9,900.0 | 5,737.7 | 4,397.5 | 10,135.2 | 101.1 | 93.2 | 97.7 | | 4 | 6,000.0 | 4,400.0 | 10,400.0 | 8,944.0 | 6,972.0 | 15,916.0 | 67.1 | 63.1 | 65.3 | 4 | 4 | 103.4 | 107.3 | 105.1 |
| 11 | 鎌ヶ谷市 | 4,933.0 | 4,707.0 | 9,640.0 | 4,585.2 | 3,886.1 | 8,471.3 | 107.6 | 121.1 | 113.8 | | | 4,933.0 | 4,707.0 | 9,640.0 | 6,994.7 | 6,042.4 | 13,037.1 | 70.5 | 77.9 | 73.9 | 4 | 4 | 100.0 | 100.0 | 100.0 |
| 12 | 佐倉市 | 25,200.0 | 11,300.0 | 36,500.0 | 7,842.4 | 7,209.8 | 15,052.2 | 321.3 | 156.7 | 242.5 | | | 25,200.0 | 11,300.0 | 36,500.0 | 12,116.4 | 10,922.8 | 23,039.2 | 208.0 | 103.5 | 158.4 | | | 100.0 | 100.0 | 100.0 |
| 13 | 成田市 | 14,278.0 | 7,354.0 | 21,632.0 | 7,391.4 | 5,317.9 | 12,709.3 | 193.2 | 138.3 | 170.2 | | | 16,086.0 | 8,384.0 | 24,470.0 | 11,619.6 | 8,134.0 | 19,753.6 | 138.4 | 103.1 | 123.9 | | | 112.7 | 114.0 | 113.1 |
| 14 | 四街道市 | 5,310.0 | 3,000.0 | 8,310.0 | 4,159.2 | 3,579.3 | 7,738.6 | 127.7 | 83.8 | 107.4 | | 4 | 6,703.0 | 3,656.0 | 10,359.0 | 6,459.6 | 5,500.1 | 11,959.7 | 103.8 | 66.5 | 86.6 | | 2 | 126.2 | 121.9 | 124.7 |
| 15 | 八街市 | 4,636.0 | 3,018.0 | 7,654.0 | 4,359.7 | 4,346.3 | 8,706.0 | 106.3 | 69.4 | 87.9 | | 4 | 4,551.0 | 3,028.0 | 7,579.0 | 6,536.0 | 6,507.2 | 13,043.2 | 69.6 | 46.5 | 58.1 | 4 | 4 | 98.2 | 100.3 | 99.0 |
| 16 | 印西市 | 3,584.0 | 3,719.0 | 7,303.0 | 3,983.8 | 4,244.1 | 8,227.9 | 90.0 | 87.6 | 88.8 | 2 | 2 | 3,421.0 | 3,667.0 | 7,088.0 | 5,924.4 | 6,119.9 | 12,044.3 | 57.7 | 59.9 | 58.8 | 2 | 2 | 95.5 | 98.6 | 97.1 |
| 17 | 白井市 | 4,310.0 | 2,232.0 | 6,542.0 | 2,906.4 | 2,761.2 | 5,667.6 | 148.3 | 80.8 | 115.4 | | 4 | 3,679.0 | 2,099.0 | 5,778.0 | 4,701.3 | 4,183.2 | 8,884.5 | 78.3 | 50.2 | 65.0 | 4 | 4 | 85.4 | 94.0 | 88.3 |
| 18 | 富里市 | 3,200.0 | 540.0 | 3,740.0 | 2,680.9 | 2,352.1 | 5,033.1 | 119.4 | 23.0 | 74.3 | | 1 | 3,200.0 | 540.0 | 3,740.0 | 4,051.6 | 3,486.0 | 7,537.6 | 79.0 | 15.5 | 49.6 | 4 | 1 | 100.0 | 100.0 | 100.0 |
| 19 | 酒々井町 | 1,158.0 | 574.0 | 1,732.0 | 876.9 | 818.1 | 1,695.1 | 132.0 | 70.2 | 102.2 | | 4 | 456.0 | 437.0 | 893.0 | 1,337.8 | 1,239.5 | 2,577.2 | 34.1 | 35.3 | 34.6 | 4 | 4 | 39.4 | 76.1 | 51.6 |
| 20 | 栄町 | 2,098.0 | 1,560.0 | 3,658.0 | 1,403.1 | 1,278.3 | 2,681.4 | 149.5 | 122.0 | 136.4 | | | 850.0 | 500.0 | 1,350.0 | 2,102.2 | 1,859.2 | 3,961.4 | 40.4 | 26.9 | 34.1 | 2 | 3 | 40.5 | 32.1 | 36.9 |
| 21 | 印旛村 | 1,410.0 | 470.0 | 1,880.0 | 927.1 | 511.3 | 1,438.4 | 152.1 | 91.9 | 130.7 | | 4 | 1,334.0 | 519.0 | 1,853.0 | 1,528.9 | 852.1 | 2,381.0 | 87.3 | 60.9 | 77.8 | 4 | 4 | 94.6 | 110.4 | 98.6 |
| 22 | 本埜村 | 1,100.0 | 900.0 | 2,000.0 | 826.8 | 613.6 | 1,440.4 | 133.0 | 146.7 | 138.8 | | | 1,100.0 | 900.0 | 2,000.0 | 1,261.3 | 929.6 | 2,190.9 | 87.2 | 96.8 | 91.3 | 4 | 4 | 100.0 | 100.0 | 100.0 |
| 23 | 香取市 | 4,231.0 | 2,862.0 | 7,093.0 | 5,812.9 | 4,397.5 | 10,210.4 | 72.8 | 65.1 | 69.5 | 4 | 4 | 4,562.0 | 3,642.0 | 8,204.0 | 8,752.9 | 6,507.2 | 15,260.1 | 52.1 | 56.0 | 53.8 | 4 | 4 | 107.8 | 127.3 | 115.7 |
| 24 | 神崎町 | 346.0 | 207.0 | 553.0 | 501.1 | 409.1 | 910.2 | 69.0 | 50.6 | 60.8 | 4 | 4 | 339.0 | 206.0 | 545.0 | 764.4 | 619.7 | 1,384.2 | 44.3 | 33.2 | 39.4 | 4 | 4 | 98.0 | 99.5 | 98.6 |
| 25 | 東庄町 | 400.0 | 237.0 | 637.0 | 1,102.4 | 715.9 | 1,818.3 | 36.3 | 33.1 | 35.0 | 4 | 4 | 665.0 | 334.0 | 999.0 | 1,681.8 | 1,084.5 | 2,766.3 | 39.5 | 30.8 | 36.1 | 4 | 4 | 166.3 | 140.9 | 156.8 |
| 26 | 多古町 | 1,600.0 | 765.0 | 2,365.0 | 1,353.0 | 869.3 | 2,222.3 | 118.3 | 88.0 | 106.4 | | 4 | 1,555.0 | 750.0 | 2,305.0 | 1,987.6 | 1,316.9 | 3,304.5 | 78.2 | 57.0 | 69.8 | 4 | 4 | 97.2 | 98.0 | 97.5 |
| 27 | 銚子市 | 6,898.2 | 3,515.5 | 10,413.7 | 4,384.7 | 3,988.4 | 8,373.1 | 157.3 | 88.1 | 124.4 | | 4 | 4,944.0 | 2,426.0 | 7,370.0 | 6,536.0 | 6,042.4 | 12,578.4 | 75.6 | 40.1 | 58.6 | 4 | 4 | 71.7 | 69.0 | 70.8 |
| 28 | 旭市 | 4,100.0 | 2,730.0 | 6,830.0 | 4,334.6 | 3,477.1 | 7,811.7 | 94.6 | 78.5 | 87.4 | 4 | 4 | 4,101.0 | 2,730.0 | 6,831.0 | 6,574.2 | 5,190.3 | 11,764.5 | 62.4 | 52.6 | 58.1 | 4 | 4 | 100.0 | 100.0 | 100.0 |
| 29 | 匝瑳市 | 12,830.0 | 6,205.0 | 19,035.0 | 3,006.7 | 2,147.6 | 5,154.3 | 426.7 | 288.9 | 369.3 | | | 312.0 | 165.0 | 477.0 | 4,510.2 | 3,253.6 | 7,763.8 | 6.9 | 5.1 | 6.1 | 2 | 2 | 2.4 | 2.7 | 2.5 |
| 30 | 東金市 | 3,579.0 | 2,079.0 | 5,658.0 | 3,357.4 | 3,272.5 | 6,630.0 | 106.6 | 63.5 | 85.3 | | 4 | 3,466.0 | 2,019.0 | 5,485.0 | 5,045.3 | 4,957.9 | 10,003.2 | 68.7 | 40.7 | 54.8 | 4 | 4 | 96.8 | 97.1 | 96.9 |
| 31 | 山武市 | 4,793.0 | 2,605.0 | 7,398.0 | 3,833.5 | 3,579.3 | 7,412.8 | 125.0 | 72.8 | 99.8 | | 4 | 4,690.0 | 2,574.0 | 7,264.0 | 5,733.3 | 5,345.2 | 11,078.5 | 81.8 | 48.2 | 65.6 | 4 | 4 | 97.9 | 98.8 | 98.2 |
| 32 | 大網白里町 | 2,972.0 | 1,668.0 | 4,640.0 | 2,806.2 | 2,658.9 | 5,465.2 | 105.9 | 62.7 | 84.9 | | 4 | 2,924.0 | 1,631.0 | 4,555.0 | 4,242.7 | 3,950.8 | 8,193.5 | 68.9 | 41.3 | 55.6 | 4 | 4 | 98.4 | 97.8 | 98.2 |
| 33 | 九十九里町 | 1,400.0 | 822.0 | 2,222.0 | 1,002.2 | 920.4 | 1,922.6 | 139.7 | 89.3 | 115.6 | | 4 | 1,350.0 | 765.0 | 2,115.0 | 1,528.9 | 1,316.9 | 2,845.8 | 88.3 | 58.1 | 74.3 | 4 | 4 | 96.4 | 93.1 | 95.2 |
| 34 | 横芝光町 | 2,288.0 | 1,452.0 | 3,740.0 | 1,804.0 | 1,227.2 | 3,031.2 | 126.8 | 118.3 | 123.4 | | | 2,392.0 | 1,452.0 | 3,844.0 | 2,828.4 | 1,936.7 | 4,765.1 | 84.6 | 75.0 | 80.7 | 4 | 4 | 104.5 | 100.0 | 102.8 |
| 35 | 芝山町 | 2,050.0 | 1,500.0 | 3,550.0 | 651.4 | 511.3 | 1,162.8 | 314.7 | 293.4 | 305.3 | | | 2,050.0 | 1,300.0 | 3,350.0 | 993.8 | 774.7 | 1,768.4 | 206.3 | 167.8 | 189.4 | | | 100.0 | 86.7 | 94.4 |
| 36 | 茂原市 | 3,468.0 | 2,872.2 | 6,340.2 | 5,011.1 | 4,704.3 | 9,715.4 | 69.2 | 61.1 | 65.3 | 4 | 4 | 3,504.7 | 2,884.5 | 6,389.2 | 7,568.0 | 7,204.4 | 14,772.4 | 46.3 | 40.0 | 43.3 | 4 | 4 | 101.1 | 100.4 | 100.8 |
| 37 | 一宮町 | 800.0 | 700.0 | 1,500.0 | 726.6 | 664.7 | 1,391.3 | 110.1 | 105.3 | 107.8 | | | 800.0 | 700.0 | 1,500.0 | 1,108.4 | 1,007.1 | 2,115.5 | 72.2 | 69.5 | 70.9 | 4 | 4 | 100.0 | 100.0 | 100.0 |
| 38 | 白子町 | 900.0 | 400.0 | 1,300.0 | 676.5 | 613.6 | 1,290.1 | 133.0 | 65.2 | 100.8 | | 4 | 900.0 | 400.0 | 1,300.0 | 1,032.0 | 929.6 | 1,961.6 | 87.2 | 43.0 | 66.3 | 4 | 4 | 100.0 | 100.0 | 100.0 |
| 39 | 長柄町 | 600.0 | 1,000.0 | 1,600.0 | 526.2 | 613.6 | 1,139.8 | 114.0 | 163.0 | 140.4 | | | 600.0 | 500.0 | 1,100.0 | 802.7 | 774.7 | 1,577.3 | 74.8 | 64.5 | 69.7 | 4 | 4 | 100.0 | 50.0 | 68.8 |
| 40 | 長南町 | 1,200.0 | 400.0 | 1,600.0 | 676.5 | 511.3 | 1,187.8 | 177.4 | 78.2 | 134.7 | | 4 | 1,600.0 | 600.0 | 2,200.0 | 1,032.0 | 774.7 | 1,806.7 | 155.0 | 77.5 | 121.8 | | 4 | 133.3 | 150.0 | 137.5 |
| 41 | 睦沢町 | 694.0 | 487.0 | 1,181.0 | 526.2 | 460.2 | 986.4 | 131.9 | 105.8 | 119.7 | | | 584.0 | 251.0 | 835.0 | 802.7 | 697.2 | 1,499.9 | 72.8 | 36.0 | 55.7 | 2 | 2 | 84.1 | 51.5 | 70.7 |
| 42 | 長生村 | 450.0 | 250.0 | 700.0 | 826.8 | 715.9 | 1,542.7 | 54.4 | 34.9 | 45.4 | 4 | 4 | 600.0 | 250.0 | 850.0 | 1,261.3 | 1,084.5 | 2,345.9 | 47.6 | 23.1 | 36.2 | 4 | 4 | 133.3 | 100.0 | 121.4 |
| 43 | 勝浦市 | 1,023.0 | 600.0 | 1,623.0 | 1,753.9 | 1,073.8 | 2,827.7 | 58.3 | 55.9 | 57.4 | 4 | 4 | 1,023.0 | 600.0 | 1,623.0 | 2,637.3 | 1,626.8 | 4,264.1 | 38.8 | 36.9 | 38.1 | 4 | 4 | 100.0 | 100.0 | 100.0 |
| 44 | いすみ市 | 3,767.1 | 2,225.5 | 5,992.6 | 2,405.3 | 1,994.2 | 4,399.5 | 156.6 | 111.6 | 136.2 | | | 3,004.1 | 2,271.1 | 5,275.2 | 4,013.3 | 2,943.7 | 6,957.1 | 74.9 | 77.2 | 75.8 | 4 | 4 | 79.7 | 102.0 | 88.0 |
| 45 | 大多喜町 | 1,204.0 | 500.0 | 1,704.0 | 902.0 | 664.7 | 1,566.7 | 133.5 | 75.2 | 108.8 | | 4 | 1,201.0 | 500.0 | 1,701.0 | 1,414.2 | 1,084.5 | 2,498.8 | 84.9 | 46.1 | 68.1 | 4 | 4 | 99.8 | 100.0 | 99.8 |
| 46 | 御宿町 | 823.9 | 409.0 | 1,232.9 | 626.4 | 409.1 | 1,035.5 | 131.5 | 100.0 | 119.1 | | | 399.0 | 400.0 | 799.0 | 955.6 | 619.7 | 1,575.3 | 41.8 | 64.5 | 50.7 | 2 | 1 | 48.4 | 97.8 | 64.8 |
| 47 | 市原市 | 19,132.0 | 13,006.0 | 32,138.0 | 14,381.9 | 12,885.6 | 27,267.5 | 133.0 | 100.9 | 117.9 | | | 17,535.0 | 11,852.0 | 29,387.0 | 21,863.1 | 19,366.7 | 41,229.8 | 80.2 | 61.2 | 71.3 | 4 | 4 | 91.7 | 91.1 | 91.4 |
| 48 | 木更津市 | 9,400.0 | 4,500.0 | 13,900.0 | 6,339.1 | 5,931.5 | 12,270.5 | 148.3 | 75.9 | 113.3 | | 4 | 8,400.0 | 5,500.0 | 13,900.0 | 9,823.1 | 8,986.1 | 18,809.2 | 85.5 | 61.2 | 73.9 | 4 | 4 | 89.4 | 122.2 | 100.0 |
| 49 | 君津市 | 4,760.0 | 3,897.0 | 8,657.0 | 5,361.9 | 4,908.8 | 10,270.7 | 88.8 | 79.4 | 84.3 | 4 | 4 | 13,538.0 | 9,433.0 | 22,971.0 | 8,026.7 | 7,669.2 | 15,695.9 | 168.7 | 123.0 | 146.4 | | | 284.4 | 242.1 | 265.3 |
| 50 | 富津市 | 1,769.0 | 916.0 | 2,685.0 | 3,081.8 | 2,403.3 | 5,485.1 | 57.4 | 38.1 | 49.0 | 4 | 4 | 1,788.0 | 1,069.0 | 2,857.0 | 4,701.3 | 3,640.9 | 8,342.3 | 38.0 | 29.4 | 34.2 | 4 | 4 | 101.1 | 116.7 | 106.4 |
| 51 | 袖ヶ浦市 | 4,114.0 | 3,351.0 | 7,465.0 | 3,182.1 | 3,170.3 | 6,352.3 | 129.3 | 105.7 | 117.5 | | | 4,472.0 | 3,644.0 | 8,116.0 | 4,892.4 | 4,880.4 | 9,772.8 | 91.4 | 74.7 | 83.0 | 4 | 4 | 108.7 | 108.7 | 108.7 |
| 52 | 館山市 | 1,028.0 | 936.0 | 1,964.0 | 2,881.4 | 2,352.1 | 5,233.5 | 35.7 | 39.8 | 37.5 | 4 | 4 | 1,028.0 | 936.0 | 1,964.0 | 4,395.6 | 3,640.9 | 8,036.5 | 23.4 | 25.7 | 24.4 | 4 | 4 | 100.0 | 100.0 | 100.0 |
| 53 | 鴨川市 | 2,090.0 | 1,200.0 | 3,290.0 | 2,630.8 | 1,994.2 | 4,625.0 | 79.4 | 60.2 | 71.1 | 4 | 4 | 1,320.0 | 920.0 | 2,240.0 | 4,013.3 | 2,866.3 | 6,879.6 | 32.9 | 32.1 | 32.6 | 4 | 4 | 63.2 | 76.7 | 68.1 |
| 54 | 南房総市 | 3,221.0 | 2,630.0 | 5,851.0 | 3,282.3 | 2,761.2 | 6,043.5 | 98.1 | 95.2 | 96.8 | 4 | 4 | 3,185.0 | 2,710.0 | 5,895.0 | 4,930.7 | 4,415.6 | 9,346.3 | 64.6 | 61.4 | 63.1 | 4 | 4 | 98.9 | 103.0 | 100.8 |
| 55 | 鋸南町 | 450.0 | 200.0 | 650.0 | 601.3 | 562.5 | 1,163.8 | 74.8 | 35.6 | 55.9 | 4 | 4 | 450.0 | 200.0 | 650.0 | 917.3 | 852.1 | 1,769.5 | 49.1 | 23.5 | 36.7 | 4 | 4 | 100.0 | 100.0 | 100.0 |
| 56 | 千葉市 | 64,205.0 | 34,359.0 | 98,564.0 | 43,772.1 | 34,361.6 | 78,133.7 | 146.7 | 100.0 | 126.1 | | | 58,461.0 | 33,678.0 | 92,139.0 | 67,538.7 | 53,839.3 | 121,378.0 | 86.6 | 62.6 | 75.9 | 4 | 4 | 91.1 | 98.0 | 93.5 |
| 合 計 | | 450,652.8 | 262,523.9 | 713,176.7 | 300,516.3 | 245,082.1 | 545,598.4 | 150.0 | 107.1 | 130.7 | | | 430,149.1 | 259,334.4 | 689,483.5 | 461,380.4 | 375,558.4 | 836,938.8 | 93.2 | 69.1 | 82.4 | | | 95.5 | 98.8 | 96.7 |

| 番号 | 設置者名 | 18年度 図書購入費（予算額） 小 (A) | 中 (B) | 計 (C) | おおよその基準財政需要額（18’） 小 (D) | 中 (E) | 計 (F) | 予算措置率 小 (A)／(D) (G) | 中 (B)／(E) (H) | 計 (C)／(F) (I) | 予算措置率が100%未満の理由 番号（1～4） 小 | 中 | 19年度 図書購入費（予算額） 小 (J) | 中 (K) | 計 (L) | おおよその基準財政需要額（19’） 小 (M) | 中 (N) | 計 (O) | 予算措置率 小 (J)／(M) (P) | 中 (K)／(N) (Q) | 計 (L)／(O) (R) | 予算措置率が100%未満の理由 番号（1～4） 小 | 中 | 18’予算額との比較（伸び率） 小 (J)/(A) (S) | 中 (K)/(B) (T) | 計 (L)/(C) (U) |
|---|---|---|---|---|---|---|---|---|---|---|---|---|---|---|---|---|---|---|---|---|---|---|---|---|---|---|
| | | 千円 | 千円 | 千円 | 千円 | 千円 | 千円 | % | % | % | | | 千円 | 千円 | 千円 | 千円 | 千円 | 千円 | % | % | % | | | % | % | % |
| 1 | 千代田区 | 6,634.0 | 10,413.0 | 17,047.0 | 2,480.5 | 1,585.1 | 4,065.6 | 267.4 | 656.9 | 419.3 | | | 6,634.0 | 4,952.0 | 11,586.0 | 3,822.2 | 2,478.9 | 6,301.2 | 173.6 | 199.8 | 183.9 | | | 100.0 | 47.6 | 68.0 |
| 2 | 中央区 | 12,861.1 | 5,105.5 | 17,966.6 | 4,259.4 | 1,994.2 | 6,253.6 | 301.9 | 256.0 | 287.3 | | | 12,720.1 | 5,108.0 | 17,828.1 | 6,536.0 | 3,021.2 | 9,557.2 | 194.6 | 169.1 | 186.5 | | | 98.9 | 100.0 | 99.2 |
| 3 | 港区 | 21,508.0 | 9,548.0 | 31,056.0 | 5,086.3 | 2,863.5 | 7,949.7 | 422.9 | 333.4 | 390.7 | | | 21,859.0 | 9,655.0 | 31,514.0 | 7,873.8 | 4,415.6 | 12,289.4 | 277.6 | 218.7 | 256.4 | | | 101.6 | 101.1 | 101.5 |
| 4 | 新宿区 | 15,752.0 | 6,428.0 | 22,180.0 | 6,915.3 | 4,499.7 | 11,415.1 | 227.8 | 142.9 | 194.3 | | | 31,251.0 | 17,135.0 | 48,386.0 | 10,549.3 | 6,739.6 | 17,288.9 | 296.2 | 254.2 | 279.9 | | | 198.4 | 266.6 | 218.2 |
| 5 | 文京区 | 9,089.0 | 7,590.0 | 16,679.0 | 5,662.6 | 3,732.7 | 9,395.3 | 160.5 | 203.3 | 177.5 | | | 12,172.0 | 5,352.0 | 17,524.0 | 8,791.1 | 5,810.0 | 14,601.1 | 138.5 | 92.1 | 120.0 | | 4 | 133.9 | 70.5 | 105.1 |
| 6 | 台東区 | 5,387.0 | 3,675.0 | 9,062.0 | 5,336.8 | 3,477.1 | 8,813.9 | 100.9 | 105.7 | 102.8 | | | 5,387.0 | 3,675.0 | 9,062.0 | 8,179.6 | 5,190.3 | 13,369.8 | 65.9 | 70.8 | 67.8 | 4 | 4 | 100.0 | 100.0 | 100.0 |
| 7 | 墨田区 | 19,605.8 | 10,059.0 | 29,664.8 | 8,168.1 | 6,136.0 | 14,304.1 | 240.0 | 163.9 | 207.4 | | | 19,727.4 | 10,033.0 | 29,760.4 | 12,154.7 | 9,218.5 | 21,373.2 | 162.3 | 108.8 | 139.2 | | | 100.6 | 99.7 | 100.3 |
| 8 | 江東区 | 7,933.0 | 4,274.0 | 12,207.0 | 14,607.4 | 10,738.0 | 25,345.4 | 54.3 | 39.8 | 48.2 | 4 | 4 | 8,029.0 | 4,298.0 | 12,327.0 | 22,895.1 | 16,577.9 | 39,473.0 | 35.1 | 25.9 | 31.2 | 4 | 4 | 101.2 | 100.6 | 101.0 |
| 9 | 品川区 | 26,000.0 | 11,490.0 | 37,490.0 | 10,974.3 | 7,312.1 | 18,286.4 | 236.9 | 157.1 | 205.0 | | | 31,500.0 | 13,740.0 | 45,240.0 | 16,817.8 | 11,155.2 | 27,973.0 | 187.3 | 123.2 | 161.7 | | | 121.2 | 119.6 | 120.7 |
| 10 | 目黒区 | 9,834.0 | 8,323.0 | 18,157.0 | 7,591.8 | 4,704.3 | 12,296.1 | 129.5 | 176.9 | 147.7 | | | 9,819.0 | 8,271.0 | 18,090.0 | 11,543.1 | 7,049.5 | 18,592.6 | 85.1 | 117.3 | 97.3 | 1 | | 99.8 | 99.4 | 99.6 |
| 11 | 大田区 | 250,000.0 | 150,000.0 | 400,000.0 | 22,099.0 | 15,186.6 | 37,285.6 | 1131.3 | 987.7 | 1072.8 | | | 220,000.0 | 130,000.0 | 350,000.0 | 33,635.6 | 23,394.9 | 57,030.5 | 654.1 | 555.7 | 613.7 | | | 88.0 | 86.7 | 87.5 |
| 12 | 世田谷区 | 93,398.0 | 52,456.0 | 145,854.0 | 25,105.7 | 16,311.5 | 41,417.2 | 372.0 | 321.6 | 352.2 | | | 93,398.0 | 52,456.0 | 145,854.0 | 38,489.8 | 24,789.3 | 63,279.1 | 242.7 | 211.6 | 230.5 | | | 100.0 | 100.0 | 100.0 |
| 13 | 渋谷区 | 11,212.4 | 6,188.0 | 17,400.4 | 4,885.8 | 2,965.7 | 7,851.6 | 229.5 | 208.6 | 221.6 | | | 11,212.4 | 6,188.0 | 17,400.4 | 7,529.8 | 4,338.1 | 11,867.9 | 148.9 | 142.6 | 146.6 | | | 100.0 | 100.0 | 100.0 |
| 14 | 中野区 | 14,793.0 | 9,381.0 | 24,174.0 | 8,218.2 | 5,829.2 | 14,047.4 | 180.0 | 160.9 | 172.1 | | | 13,524.0 | 8,025.0 | 21,549.0 | 12,575.1 | 8,753.7 | 21,328.8 | 107.5 | 91.7 | 101.0 | | 4 | 91.4 | 85.5 | 89.1 |
| 15 | 杉並区 | 23,532.0 | 13,108.2 | 36,640.2 | 14,707.6 | 10,073.3 | 24,780.9 | 160.0 | 130.1 | 147.9 | | | 23,562.9 | 13,560.2 | 37,123.1 | 22,742.2 | 15,803.2 | 38,545.4 | 103.6 | 85.8 | 96.3 | | 2 | 100.1 | 103.4 | 101.3 |
| 16 | 豊島区 | 8,692.8 | 3,717.4 | 12,410.2 | 6,288.9 | 4,090.7 | 10,379.6 | 138.2 | 90.9 | 119.6 | | 4 | 8,695.6 | 3,725.7 | 12,421.3 | 9,784.9 | 6,274.8 | 16,059.7 | 88.9 | 59.4 | 77.3 | 4 | 4 | 100.0 | 100.2 | 100.1 |
| 17 | 北区 | 35,073.0 | 20,119.0 | 55,192.0 | 9,947.1 | 6,954.1 | 16,901.2 | 352.6 | 289.3 | 326.6 | | | 31,618.0 | 13,913.0 | 45,531.0 | 15,365.3 | 10,458.0 | 25,823.3 | 205.8 | 133.0 | 176.3 | | | 90.1 | 69.2 | 82.5 |
| 18 | 荒川区 | 82,612.3 | 48,785.8 | 131,398.1 | 6,514.4 | 4,704.3 | 11,218.7 | 1268.1 | 1037.1 | 1171.2 | | | 22,035.6 | 14,599.2 | 36,634.8 | 10,014.2 | 7,359.3 | 17,373.6 | 220.0 | 198.4 | 210.9 | | | 26.7 | 29.9 | 27.9 |
| 19 | 板橋区 | 45,205.0 | 21,920.0 | 67,125.0 | 18,340.7 | 13,652.6 | 31,993.3 | 246.5 | 160.6 | 209.8 | | | 45,433.0 | 23,032.0 | 68,465.0 | 27,940.4 | 20,606.1 | 48,546.6 | 162.6 | 111.8 | 141.0 | | | 100.5 | 105.1 | 102.0 |
| 20 | 練馬区 | 43,937.0 | 30,976.0 | 74,913.0 | 27,160.2 | 20,351.1 | 47,511.3 | 161.8 | 152.2 | 157.7 | | | 44,155.0 | 31,492.0 | 75,647.0 | 41,203.6 | 31,451.5 | 72,655.0 | 107.2 | 100.1 | 104.1 | | | 100.5 | 101.7 | 101.0 |
| 21 | 足立区 | 30,333.0 | 21,543.8 | 51,876.8 | 26,558.9 | 22,191.9 | 48,750.8 | 114.2 | 97.1 | 106.4 | | 4 | 30,027.4 | 21,233.1 | 51,260.5 | 40,286.2 | 34,085.3 | 74,371.6 | 74.5 | 62.3 | 68.9 | 4 | 4 | 99.0 | 98.6 | 98.8 |
| 22 | 葛飾区 | 43,816.0 | 24,028.0 | 67,844.0 | 17,689.2 | 13,806.0 | 31,495.2 | 247.7 | 174.0 | 215.4 | | | 43,816.0 | 24,028.0 | 67,844.0 | 26,564.4 | 21,148.4 | 47,712.8 | 164.9 | 113.6 | 142.2 | | | 100.0 | 100.0 | 100.0 |
| 23 | 江戸川区 | 36,878.0 | 21,350.0 | 58,228.0 | 29,239.8 | 20,402.2 | 49,642.0 | 126.1 | 104.6 | 117.3 | | | 36,901.0 | 21,886.0 | 58,787.0 | 44,758.2 | 31,916.3 | 76,674.5 | 82.4 | 68.6 | 76.7 | 4 | 4 | 100.1 | 102.5 | 101.0 |
| 24 | 八王子市 | 29,174.0 | 14,893.0 | 44,067.0 | 24,955.3 | 21,220.3 | 46,175.7 | 116.9 | 70.2 | 95.4 | | 3 | 30,139.0 | 16,029.0 | 46,168.0 | 38,336.9 | 32,776.1 | 71,113.0 | 78.6 | 48.9 | 64.9 | 3 | 3 | 103.3 | 107.6 | 104.8 |
| 25 | 立川市 | 7,825.0 | 7,020.0 | 14,845.0 | 7,341.3 | 5,829.2 | 13,170.5 | 106.6 | 120.4 | 112.7 | | | 7,590.0 | 6,809.1 | 14,399.1 | 11,241.2 | 9,032.6 | 20,273.8 | 67.5 | 75.4 | 71.0 | 4 | 4 | 97.0 | 97.0 | 97.0 |
| 26 | 武蔵野市 | 8,699.0 | 5,578.0 | 14,277.0 | 4,384.7 | 3,221.4 | 7,606.1 | 198.4 | 173.2 | 187.7 | | | 8,605.0 | 5,199.0 | 13,804.0 | 6,803.6 | 4,787.4 | 11,591.0 | 126.5 | 108.6 | 119.1 | | | 98.9 | 93.2 | 96.7 |
| 27 | 三鷹市 | 6,311.0 | 3,477.0 | 9,788.0 | 6,314.0 | 4,602.0 | 10,916.0 | 100.0 | 75.6 | 89.7 | | 4 | 6,486.0 | 3,317.0 | 9,803.0 | 9,834.6 | 6,917.8 | 16,752.4 | 66.0 | 47.9 | 58.5 | 4 | 4 | 102.8 | 95.4 | 100.2 |
| 28 | 青梅市 | 6,757.0 | 6,260.0 | 13,017.0 | 6,915.3 | 6,340.5 | 13,255.9 | 97.7 | 98.7 | 98.2 | 4 | 4 | 7,188.0 | 7,123.0 | 14,311.0 | 10,530.2 | 9,985.5 | 20,515.7 | 68.3 | 71.3 | 69.8 | 4 | 4 | 106.4 | 113.8 | 109.9 |
| 29 | 府中市 | 25,403.5 | 12,234.5 | 37,638.0 | 10,297.8 | 7,925.7 | 18,223.5 | 246.7 | 154.4 | 206.5 | | | 22,404.2 | 10,981.9 | 33,386.1 | 15,701.7 | 11,960.9 | 27,662.5 | 142.7 | 91.8 | 120.7 | | 1 | 88.2 | 89.8 | 88.7 |
| 30 | 昭島市 | 9,843.0 | 4,955.0 | 14,798.0 | 4,961.0 | 4,090.7 | 9,051.7 | 198.4 | 121.1 | 163.5 | | | 13,000.0 | 7,000.0 | 20,000.0 | 7,633.0 | 6,228.3 | 13,861.3 | 170.3 | 112.4 | 144.3 | | | 132.1 | 141.3 | 135.2 |
| 31 | 調布市 | 25,072.0 | 11,769.0 | 36,841.0 | 7,917.6 | 5,675.8 | 13,593.4 | 316.7 | 207.4 | 271.0 | | | 15,023.0 | 7,342.0 | 22,365.0 | 12,143.2 | 8,637.5 | 20,780.7 | 123.7 | 85.0 | 107.6 | | 4 | 59.9 | 62.4 | 60.7 |
| 32 | 町田市 | 23,995.0 | 12,276.0 | 36,271.0 | 18,491.0 | 13,959.4 | 32,450.4 | 129.8 | 87.9 | 111.8 | | 4 | 30,203.0 | 16,450.0 | 46,653.0 | 29,155.9 | 21,210.4 | 50,366.3 | 103.6 | 77.6 | 92.6 | | 4 | 125.9 | 134.0 | 128.6 |
| 33 | 小金井市 | 4,763.0 | 2,948.0 | 7,711.0 | 4,084.1 | 3,374.8 | 7,458.9 | 116.6 | 87.4 | 103.4 | | 2 | 3,691.0 | 2,937.0 | 6,628.0 | 6,241.7 | 5,174.8 | 11,416.5 | 59.1 | 56.8 | 58.1 | 2 | 2 | 77.5 | 99.6 | 86.0 |
| 34 | 小平市 | 14,500.0 | 5,754.0 | 20,254.0 | 7,717.1 | 5,982.6 | 13,699.7 | 187.9 | 96.2 | 147.8 | | 1 | 14,500.0 | 5,754.0 | 20,254.0 | 11,894.8 | 9,303.7 | 21,198.5 | 121.9 | 61.8 | 95.5 | | 1 | 100.0 | 100.0 | 100.0 |
| 35 | 日野市 | 8,640.0 | 6,000.0 | 14,640.0 | 7,316.2 | 5,573.5 | 12,889.8 | 118.1 | 107.7 | 113.6 | | | 9,543.0 | 6,800.0 | 16,343.0 | 11,294.7 | 8,993.9 | 20,288.5 | 84.5 | 75.6 | 80.6 | 4 | 4 | 110.5 | 113.3 | 111.6 |
| 36 | 東村山市 | 7,844.0 | 4,493.0 | 12,337.0 | 6,288.9 | 5,471.3 | 11,760.2 | 124.7 | 82.1 | 104.9 | | 4 | 8,524.0 | 4,813.0 | 13,337.0 | 9,601.4 | 8,412.9 | 18,014.3 | 88.8 | 57.2 | 74.0 | 4 | 4 | 108.7 | 107.1 | 108.1 |
| 37 | 国分寺市 | 11,961.0 | 5,390.0 | 17,351.0 | 4,284.5 | 3,272.5 | 7,557.0 | 279.2 | 164.7 | 229.6 | | | 11,484.0 | 5,483.0 | 16,967.0 | 6,566.6 | 5,283.2 | 11,849.8 | 174.9 | 103.8 | 143.2 | | | 96.0 | 101.7 | 97.8 |
| 38 | 国立市 | 6,990.0 | 2,650.0 | 9,640.0 | 3,106.9 | 2,403.3 | 5,510.2 | 225.0 | 110.3 | 174.9 | | | 6,990.0 | 2,750.0 | 9,740.0 | 4,709.0 | 3,679.7 | 8,388.6 | 148.4 | 74.7 | 116.1 | | 4 | 100.0 | 103.8 | 101.0 |
| 39 | 福生市 | 6,549.0 | 4,050.0 | 10,599.0 | 2,781.2 | 2,403.3 | 5,184.4 | 235.5 | 168.5 | 204.4 | | | 6,549.0 | 4,050.0 | 10,599.0 | 4,154.8 | 3,571.2 | 7,726.0 | 157.6 | 113.4 | 137.2 | | | 100.0 | 100.0 | 100.0 |
| 40 | 狛江市 | 3,000.0 | 2,500.0 | 5,500.0 | 2,605.8 | 1,994.2 | 4,600.0 | 115.1 | 125.4 | 119.6 | | | 3,600.0 | 2,800.0 | 6,400.0 | 3,994.2 | 3,121.9 | 7,116.1 | 90.1 | 89.7 | 89.9 | 4 | 4 | 120.0 | 112.0 | 116.4 |
| 41 | 東大和市 | 3,000.0 | 1,500.0 | 4,500.0 | 3,758.3 | 3,016.9 | 6,775.2 | 79.8 | 49.7 | 66.4 | 4 | 4 | 3,000.0 | 1,500.0 | 4,500.0 | 5,848.0 | 4,632.5 | 10,480.5 | 51.3 | 32.4 | 42.9 | 4 | 4 | 100.0 | 100.0 | 100.0 |
| 42 | 清瀬市 | 6,442.0 | 2,844.0 | 9,286.0 | 3,282.3 | 2,607.8 | 5,890.1 | 196.3 | 109.1 | 157.7 | | | 8,100.0 | 2,900.0 | 11,000.0 | 5,030.0 | 4,036.0 | 9,066.1 | 161.0 | 71.9 | 121.3 | | 4 | 125.7 | 102.0 | 118.5 |
| 43 | 東久留米市 | 10,427.0 | 4,753.0 | 15,180.0 | 5,136.4 | 4,090.7 | 9,227.1 | 203.0 | 116.2 | 164.5 | | | 10,257.0 | 5,209.0 | 15,466.0 | 7,835.6 | 6,158.6 | 13,994.2 | 130.9 | 84.6 | 110.5 | | 4 | 98.4 | 109.6 | 101.9 |
| 44 | 武蔵村山市 | 5,492.0 | 3,104.0 | 8,596.0 | 3,357.4 | 2,965.7 | 6,323.2 | 163.6 | 104.7 | 135.9 | | | 5,029.0 | 3,014.0 | 8,043.0 | 5,163.8 | 4,524.1 | 9,687.9 | 97.4 | 66.6 | 83.0 | 4 | 4 | 91.6 | 97.1 | 93.6 |
| 45 | 多摩市 | 8,581.2 | 3,694.7 | 12,275.9 | 6,263.9 | 5,062.2 | 11,326.1 | 137.0 | 73.0 | 108.4 | | 1 | 8,244.0 | 3,632.0 | 11,876.0 | 9,563.2 | 7,731.2 | 17,294.4 | 86.2 | 47.0 | 68.7 | 1 | 1 | 96.1 | 98.3 | 96.7 |
| 46 | 稲城市 | 5,439.0 | 2,922.0 | 8,361.0 | 4,008.9 | 2,965.7 | 6,974.6 | 135.7 | 98.5 | 119.9 | | 4 | 7,127.0 | 4,387.0 | 11,514.0 | 6,291.4 | 4,725.5 | 11,016.8 | 113.3 | 92.8 | 104.5 | | 4 | 131.0 | 150.1 | 137.7 |
| 47 | 羽村市 | 2,657.0 | 2,186.0 | 4,843.0 | 2,781.2 | 2,454.4 | 5,235.6 | 95.5 | 89.1 | 92.5 | 1 | 1 | 2,657.0 | 2,186.0 | 4,843.0 | 4,196.8 | 3,726.1 | 7,922.9 | 63.3 | 58.7 | 61.1 | 1 | 1 | 100.0 | 100.0 | 100.0 |
| 48 | あきる野市 | 8,576.0 | 4,263.0 | 12,839.0 | 4,184.3 | 3,477.1 | 7,661.3 | 205.0 | 122.6 | 167.6 | | | 9,233.0 | 1,799.0 | 11,032.0 | 6,486.3 | 5,267.7 | 11,754.0 | 142.3 | 34.2 | 93.9 | | 4 | 107.7 | 42.2 | 85.9 |
| 49 | 西東京市 | 16,143.0 | 8,604.0 | 24,747.0 | 7,942.6 | 5,829.2 | 13,771.8 | 203.2 | 147.6 | 179.7 | | | 15,914.0 | 8,600.0 | 24,514.0 | 12,093.5 | 9,133.3 | 21,226.8 | 131.6 | 94.2 | 115.5 | | 4 | 98.6 | 100.0 | 99.1 |
| 50 | 瑞穂町 | 3,650.0 | 1,900.0 | 5,550.0 | 1,703.8 | 1,482.9 | 3,186.6 | 214.2 | 128.1 | 174.2 | | | 3,630.0 | 1,700.0 | 5,330.0 | 2,591.5 | 2,246.5 | 4,838.0 | 140.1 | 75.7 | 110.2 | | 4 | 99.5 | 89.5 | 96.0 |
| 51 | 日の出町 | 3,218.0 | 2,237.0 | 5,455.0 | 701.6 | 767.0 | 1,468.6 | 458.7 | 291.7 | 371.5 | | | 3,223.5 | 2,241.0 | 5,464.5 | 1,032.0 | 1,092.3 | 2,124.3 | 312.4 | 205.2 | 257.2 | | | 100.2 | 100.2 | 100.2 |
| 52 | 檜原村 | 500.0 | 275.0 | 775.0 | 175.4 | 204.5 | 379.9 | 285.1 | 134.5 | 204.0 | | | 500.0 | 275.0 | 775.0 | 267.6 | 309.9 | 577.4 | 186.9 | 88.7 | 134.2 | | 4 | 100.0 | 100.0 | 100.0 |
| 53 | 奥多摩町 | 500.0 | 349.0 | 849.0 | 400.9 | 460.2 | 861.1 | 124.7 | 75.8 | 98.6 | | 4 | 500.0 | 349.0 | 849.0 | 596.3 | 689.5 | 1,285.7 | 83.9 | 50.6 | 66.0 | 4 | 4 | 100.0 | 100.0 | 100.0 |
| 54 | 大島町 | 420.0 | 720.0 | 1,140.0 | 801.8 | 664.7 | 1,466.5 | 52.4 | 108.3 | 77.7 | 4 | | 410.0 | 720.0 | 1,130.0 | 1,077.9 | 960.6 | 2,038.5 | 38.0 | 75.0 | 55.4 | 4 | 4 | 97.6 | 100.0 | 99.1 |
| 55 | 利島村 | 310.0 | 200.0 | 510.0 | 100.2 | 102.3 | 202.5 | 309.3 | 195.6 | 251.9 | | | 310.0 | 200.0 | 510.0 | 152.9 | 154.9 | 307.8 | 202.8 | 129.1 | 165.7 | | | 100.0 | 100.0 | 100.0 |
| 56 | 新島村 | 350.0 | 350.0 | 700.0 | 325.7 | 306.8 | 632.5 | 107.5 | 114.1 | 110.7 | | | 350.0 | 350.0 | 700.0 | 481.6 | 464.8 | 946.4 | 72.7 | 75.3 | 74.0 | 4 | 4 | 100.0 | 100.0 | 100.0 |
| 57 | 神津島村 | 450.0 | 345.0 | 795.0 | 175.4 | 204.5 | 379.9 | 256.6 | 168.7 | 209.3 | | | 600.0 | 313.0 | 913.0 | 263.7 | 302.1 | 565.9 | 227.5 | 103.6 | 161.3 | | | 133.3 | 90.7 | 114.8 |
| 58 | 三宅村 | 450.0 | 340.0 | 790.0 | 300.7 | 460.2 | 760.9 | 149.7 | 73.9 | 103.8 | | 4 | 450.0 | 340.0 | 790.0 | 366.9 | 511.3 | 878.2 | 122.6 | 66.5 | 90.0 | | 4 | 100.0 | 100.0 | 100.0 |
| 59 | 御蔵島村 | 152.6 | 161.5 | 314.1 | 75.2 | 51.1 | 126.3 | 203.0 | 315.8 | 248.7 | | | 158.8 | 171.5 | 330.3 | 114.7 | 154.9 | 269.6 | 138.5 | 110.7 | 122.5 | | | 104.1 | 106.2 | 105.2 |
| 60 | 八丈町 | 1,600.0 | 950.0 | 2,550.0 | 801.8 | 613.6 | 1,415.4 | 199.6 | 154.8 | 180.2 | | | 1,505.0 | 1,050.0 | 2,555.0 | 1,085.5 | 929.6 | 2,015.1 | 138.6 | 113.0 | 126.8 | | | 94.1 | 110.5 | 100.2 |
| 61 | 青ヶ島村 | 200.0 | 200.0 | 400.0 | 100.2 | 102.3 | 202.5 | 199.6 | 195.6 | 197.5 | | | 120.0 | 120.0 | 240.0 | 191.1 | 154.9 | 346.0 | 62.8 | 77.5 | 69.4 | 1 | 1 | 60.0 | 60.0 | 60.0 |
| 62 | 小笠原村 | 509.1 | 773.2 | 1,282.3 | 275.6 | 306.8 | 582.4 | 184.7 | 252.0 | 220.2 | | | 497.5 | 753.4 | 1,250.9 | 382.2 | 387.3 | 769.6 | 130.2 | 194.5 | 162.5 | | | 97.7 | 97.4 | 97.6 |
| | 合 計 | 1,140,479.8 | 655,397.6 | 1,795,877.4 | 464,254.4 | 345,098.9 | 809,353.3 | 245.7 | 189.9 | 221.9 | | | 1,070,812.4 | 603,805.1 | 1,674,617.5 | 711,002.1 | 529,407.2 | 1,240,409.3 | 150.6 | 114.1 | 135.0 | | | 93.9 | 92.1 | 93.2 |

# 【神奈川県】

【小・中学校分集計表】

| 番号 | 設置者名 | 18年度 図書購入費（予算額） 小 (A) | 中 (B) | 計 (C) | おおよその基準財政需要額（18’） 小 (D) | 中 (E) | 計 (F) | 予算措置率 小 (A)／(D) (G) | 中 (B)／(E) (H) | 計 (C)／(F) (I) | 予算措置率が100%未満の理由 番号（1～4） 小 | 中 | 19年度 図書購入費（予算額） 小 (J) | 中 (K) | 計 (L) | おおよその基準財政需要額（19’） 小 (M) | 中 (N) | 計 (O) | 予算措置率 小 (J)／(M) (P) | 中 (K)／(N) (Q) | 計 (L)／(O) (R) | 予算措置率が100%未満の理由 番号（1～4） 小 | 中 | 18’予算額との比較（伸び率） 小 (J)/(A) (S) | 中 (K)/(B) (T) | 計 (L)/(C) (U) |
|---|---|---|---|---|---|---|---|---|---|---|---|---|---|---|---|---|---|---|---|---|---|---|---|---|---|---|
| | | 千円 | 千円 | 千円 | 千円 | 千円 | 千円 | % | % | % | | | 千円 | 千円 | 千円 | 千円 | 千円 | 千円 | % | % | % | | | % | % | % |
| 1 | 横浜市 | 159,300.0 | 156,600.0 | 315,900.0 | 167,421.2 | 119,958.8 | 287,380.0 | 95.1 | 130.5 | 109.9 | 4 | | 163,125.0 | 151,902.0 | 315,027.0 | 257,732.4 | 187,314.4 | 445,046.8 | 63.3 | 81.1 | 70.8 | 4 | 4 | 102.4 | 97.0 | 99.7 |
| 2 | 川崎市 | 151,483.0 | 69,473.0 | 220,956.0 | 60,935.1 | 43,105.4 | 104,040.5 | 248.6 | 161.2 | 212.4 | | | 134,570.0 | 63,588.0 | 198,158.0 | 92,956.4 | 67,318.5 | 160,275.0 | 144.8 | 94.5 | 123.6 | | 4 | 88.8 | 91.5 | 89.7 |
| 3 | 横須賀市 | 32,194.0 | 17,994.0 | 50,188.0 | 19,292.8 | 17,436.5 | 36,729.2 | 166.9 | 103.2 | 136.6 | | | 32,194.0 | 17,994.0 | 50,188.0 | 29,507.6 | 26,958.4 | 56,466.0 | 109.1 | 66.7 | 88.9 | | 4 | 100.0 | 100.0 | 100.0 |
| 4 | 平塚市 | 12,290.0 | 7,320.0 | 19,610.0 | 12,778.3 | 11,249.3 | 24,027.7 | 96.2 | 65.1 | 81.6 | 4 | 4 | 22,704.0 | 14,482.0 | 37,186.0 | 19,340.4 | 17,120.1 | 36,460.6 | 117.4 | 84.6 | 102.0 | | 4 | 184.7 | 197.8 | 189.6 |
| 5 | 鎌倉市 | 6,400.0 | 4,500.0 | 10,900.0 | 6,364.1 | 4,806.5 | 11,170.6 | 100.6 | 93.6 | 97.6 | | 4 | 7,712.0 | 5,400.0 | 13,112.0 | 9,708.4 | 7,204.4 | 16,912.8 | 79.4 | 75.0 | 77.5 | 4 | 4 | 120.5 | 120.0 | 120.3 |
| 6 | 藤沢市 | 20,554.0 | 10,528.0 | 31,082.0 | 17,263.3 | 14,368.5 | 31,631.7 | 119.1 | 73.3 | 98.3 | | 4 | 20,554.0 | 10,475.0 | 31,029.0 | 26,755.6 | 22,078.0 | 48,833.6 | 76.8 | 47.4 | 63.5 | 4 | 4 | 100.0 | 99.5 | 99.8 |
| 7 | 小田原市 | 11,461.0 | 9,781.0 | 21,242.0 | 9,972.1 | 8,794.9 | 18,767.0 | 114.9 | 111.2 | 113.2 | | | 14,258.0 | 10,743.0 | 25,001.0 | 15,136.0 | 13,401.7 | 28,537.7 | 94.2 | 80.2 | 87.6 | 4 | 4 | 124.4 | 109.8 | 117.7 |
| 8 | 茅ヶ崎市 | 12,848.0 | 6,830.0 | 19,678.0 | 9,721.6 | 8,539.3 | 18,260.8 | 132.2 | 80.0 | 107.8 | | 4 | 12,848.0 | 6,830.0 | 19,678.0 | 15,021.3 | 13,091.9 | 28,113.2 | 85.5 | 52.2 | 70.0 | 4 | 4 | 100.0 | 100.0 | 100.0 |
| 9 | 逗子市 | 1,741.0 | 1,717.0 | 3,458.0 | 2,305.1 | 1,891.9 | 4,197.0 | 75.5 | 90.8 | 82.4 | 1 | 1 | 1,879.0 | 1,487.0 | 3,366.0 | 3,631.1 | 3,021.2 | 6,652.3 | 51.7 | 49.2 | 50.6 | 1 | 1 | 107.9 | 86.6 | 97.3 |
| 10 | (旧)相模原市 | 34,143.0 | 26,269.0 | 60,412.0 | 30,367.3 | 26,845.0 | 57,212.3 | 112.4 | 97.9 | 105.6 | | 4 | 34,143.0 | 27,459.0 | 61,602.0 | 47,395.6 | 41,057.3 | 88,452.9 | 72.0 | 66.9 | 69.6 | 4 | 4 | 100.0 | 104.5 | 102.0 |
| 11 | (旧)城山町 | 3,360.0 | 1,733.0 | 5,093.0 | 1,403.1 | 1,124.9 | 2,528.0 | 239.5 | 154.1 | 201.5 | | | 1,527.0 | 1,156.0 | 2,683.0 | 2,140.4 | 1,704.3 | 3,844.7 | 71.3 | 67.8 | 69.8 | 4 | 4 | 45.4 | 66.7 | 52.7 |
| 12 | (旧)藤野町 | 630.0 | 300.0 | 930.0 | 927.1 | 613.6 | 1,540.7 | 68.0 | 48.9 | 60.4 | 4 | 4 | 1,080.0 | 590.0 | 1,670.0 | 1,414.2 | 929.6 | 2,343.8 | 76.4 | 63.5 | 71.3 | 4 | 4 | 171.4 | 196.7 | 179.6 |
| 13 | 三浦市 | 1,040.0 | 520.0 | 1,560.0 | 2,505.6 | 2,403.3 | 4,908.8 | 41.5 | 21.6 | 31.8 | 4 | 4 | 1,040.0 | 520.0 | 1,560.0 | 3,784.0 | 3,563.5 | 7,347.5 | 27.5 | 14.6 | 21.2 | 4 | 4 | 100.0 | 100.0 | 100.0 |
| 14 | 秦野市 | 9,084.0 | 5,913.0 | 14,997.0 | 7,416.4 | 7,465.5 | 14,881.9 | 122.5 | 79.2 | 100.8 | | 4 | 8,520.0 | 5,593.0 | 14,113.0 | 11,313.8 | 11,155.2 | 22,469.0 | 75.3 | 50.1 | 62.8 | 4 | 4 | 93.8 | 94.6 | 94.1 |
| 15 | 厚木市 | 16,100.0 | 9,100.0 | 25,200.0 | 11,074.6 | 9,919.9 | 20,994.4 | 145.4 | 91.7 | 120.0 | | 4 | 16,100.0 | 9,100.0 | 25,200.0 | 17,391.1 | 15,338.4 | 32,729.5 | 92.6 | 59.3 | 77.0 | 4 | 4 | 100.0 | 100.0 | 100.0 |
| 16 | 大和市 | 1,439.0 | 5,386.0 | 6,825.0 | 10,297.8 | 8,181.3 | 18,479.2 | 14.0 | 65.8 | 36.9 | 2 | 2 | 1,439.0 | 5,386.0 | 6,825.0 | 15,594.7 | 12,472.1 | 28,066.8 | 9.2 | 43.2 | 24.3 | 2 | 2 | 100.0 | 100.0 | 100.0 |
| 17 | 伊勢原市 | 5,000.0 | 3,000.0 | 8,000.0 | 4,885.8 | 4,141.8 | 9,027.6 | 102.3 | 72.4 | 88.6 | | 4 | 5,000.0 | 3,000.0 | 8,000.0 | 7,415.1 | 6,197.3 | 13,612.4 | 67.4 | 48.4 | 58.8 | 4 | 4 | 100.0 | 100.0 | 100.0 |
| 18 | 海老名市 | 6,500.0 | 5,100.0 | 11,600.0 | 5,913.1 | 4,857.7 | 10,770.8 | 109.9 | 105.0 | 107.7 | | | 7,085.0 | 4,500.0 | 11,585.0 | 9,135.1 | 7,669.2 | 16,804.3 | 77.6 | 58.7 | 68.9 | 4 | 4 | 109.0 | 88.2 | 99.9 |
| 19 | 座間市 | 9,000.0 | 5,000.0 | 14,000.0 | 5,963.2 | 5,113.3 | 11,076.6 | 150.9 | 97.8 | 126.4 | | 3 | 9,500.0 | 5,400.0 | 14,900.0 | 9,135.1 | 7,901.6 | 17,036.7 | 104.0 | 68.3 | 87.5 | | 3 | 105.6 | 108.0 | 106.4 |
| 20 | 南足柄市 | 1,490.0 | 990.0 | 2,480.0 | 2,480.5 | 2,198.7 | 4,679.2 | 60.1 | 45.0 | 53.0 | 4 | 4 | 1,401.0 | 990.0 | 2,391.0 | 3,822.2 | 3,331.1 | 7,153.3 | 36.7 | 29.7 | 33.4 | 4 | 4 | 94.0 | 100.0 | 96.4 |
| 21 | 綾瀬市 | 5,444.0 | 2,455.0 | 7,899.0 | 4,334.6 | 3,630.5 | 7,965.1 | 125.6 | 67.6 | 99.2 | | 4 | 5,444.0 | 2,455.0 | 7,899.0 | 6,574.2 | 5,422.7 | 11,996.9 | 82.8 | 45.3 | 65.8 | 4 | 4 | 100.0 | 100.0 | 100.0 |
| 22 | 葉山町 | 1,000.0 | 500.0 | 1,500.0 | 1,478.3 | 1,278.3 | 2,756.6 | 67.6 | 39.1 | 54.4 | 3 | 3 | 1,000.0 | 500.0 | 1,500.0 | 2,255.1 | 1,936.7 | 4,191.8 | 44.3 | 25.8 | 35.8 | 3 | 3 | 100.0 | 100.0 | 100.0 |
| 23 | 寒川町 | 4,661.0 | 2,805.0 | 7,466.0 | 2,104.7 | 2,147.6 | 4,252.3 | 221.5 | 130.6 | 175.6 | | | 2,796.0 | 1,614.0 | 4,410.0 | 3,134.2 | 3,176.1 | 6,310.4 | 89.2 | 50.8 | 69.9 | 4 | 4 | 60.0 | 57.5 | 59.1 |
| 24 | 大磯町 | 629.7 | 745.7 | 1,375.4 | 1,302.9 | 1,380.6 | 2,683.5 | 48.3 | 54.0 | 51.3 | 4 | 4 | 515.7 | 608.6 | 1,124.3 | 1,987.6 | 2,246.5 | 4,234.1 | 25.9 | 27.1 | 26.6 | 4 | 4 | 81.9 | 81.6 | 81.7 |
| 25 | 二宮町 | 2,072.0 | 1,051.0 | 3,123.0 | 1,503.3 | 1,278.3 | 2,781.7 | 137.8 | 82.2 | 112.3 | | 4 | 2,150.0 | 1,100.0 | 3,250.0 | 2,102.2 | 2,014.1 | 4,116.4 | 102.3 | 54.6 | 79.0 | | 4 | 103.8 | 104.7 | 104.1 |
| 26 | 中井町 | 1,050.0 | 624.0 | 1,674.0 | 651.4 | 460.2 | 1,111.6 | 161.2 | 135.6 | 150.6 | | | 1,010.0 | 560.0 | 1,570.0 | 993.8 | 774.7 | 1,768.4 | 101.6 | 72.3 | 88.8 | | 4 | 96.2 | 89.7 | 93.8 |
| 27 | 大井町 | 880.0 | 292.0 | 1,172.0 | 1,177.6 | 767.0 | 1,944.6 | 74.7 | 38.1 | 60.3 | 3 | 3 | 790.0 | 300.0 | 1,090.0 | 1,796.4 | 1,239.5 | 3,035.9 | 44.0 | 24.2 | 35.9 | 3 | 3 | 89.8 | 102.7 | 93.0 |
| 28 | 松田町 | 1,294.0 | 1,324.0 | 2,618.0 | 701.6 | 715.9 | 1,417.4 | 184.4 | 185.0 | 184.7 | | | 1,099.0 | 1,291.0 | 2,390.0 | 1,108.4 | 1,084.5 | 2,193.0 | 99.1 | 119.0 | 109.0 | 4 | | 84.9 | 97.5 | 91.3 |
| 29 | 山北町 | 427.0 | 373.0 | 800.0 | 927.1 | 920.4 | 1,847.5 | 46.1 | 40.5 | 43.3 | 4 | 4 | 455.0 | 345.0 | 800.0 | 1,337.8 | 1,394.4 | 2,732.2 | 34.0 | 24.7 | 29.3 | 4 | 4 | 106.6 | 92.5 | 100.0 |
| 30 | 開成町 | 575.0 | 540.0 | 1,115.0 | 751.7 | 767.0 | 1,518.7 | 76.5 | 70.4 | 73.4 | 4 | 4 | 750.0 | 540.0 | 1,290.0 | 1,184.9 | 1,162.0 | 2,346.9 | 63.3 | 46.5 | 55.0 | 4 | 4 | 130.4 | 100.0 | 115.7 |
| 31 | 箱根町 | 400.0 | 400.0 | 800.0 | 977.2 | 920.4 | 1,897.6 | 40.9 | 43.5 | 42.2 | 4 | 4 | 400.0 | 400.0 | 800.0 | 1,452.4 | 1,394.4 | 2,846.8 | 27.5 | 28.7 | 28.1 | 4 | 4 | 100.0 | 100.0 | 100.0 |
| 32 | 真鶴町 | 360.0 | 290.0 | 650.0 | 451.0 | 460.2 | 911.2 | 79.8 | 63.0 | 71.3 | 4 | 4 | 342.0 | 256.0 | 598.0 | 611.6 | 619.7 | 1,231.3 | 55.9 | 41.3 | 48.6 | 4 | 4 | 95.0 | 88.3 | 92.0 |
| 33 | 湯河原町 | 1,500.0 | 750.0 | 2,250.0 | 1,202.7 | 1,176.1 | 2,378.7 | 124.7 | 63.8 | 94.6 | | 3 | 1,500.0 | 750.0 | 2,250.0 | 1,834.7 | 1,704.3 | 3,538.9 | 81.8 | 44.0 | 63.6 | 3 | 3 | 100.0 | 100.0 | 100.0 |
| 34 | 愛川町 | 3,300.0 | 2,100.0 | 5,400.0 | 2,380.3 | 2,352.1 | 4,732.4 | 138.6 | 89.3 | 114.1 | | 4 | 3,300.0 | 2,100.0 | 5,400.0 | 3,669.3 | 3,563.5 | 7,232.8 | 89.9 | 58.9 | 74.7 | 4 | 4 | 100.0 | 100.0 | 100.0 |
| 35 | 清川村 | 700.0 | 700.0 | 1,400.0 | 300.7 | 204.5 | 505.2 | 232.8 | 342.2 | 277.1 | | | 700.0 | 700.0 | 1,400.0 | 420.4 | 387.3 | 807.8 | 166.5 | 180.7 | 173.3 | | | 100.0 | 100.0 | 100.0 |
| 合 計 | | 520,349.7 | 363,003.7 | 883,353.4 | 409,533.1 | 321,475.3 | 731,008.3 | 127.1 | 112.9 | 120.8 | | | 518,930.7 | 360,114.6 | 879,045.3 | 628,793.8 | 496,948.7 | 1,125,742.4 | 82.5 | 72.5 | 78.1 | | | 99.7 | 99.2 | 99.5 |

| 番号 | 設置者名 | 18年度 図書購入費（予算額） 小 (A) | 中 (B) | 計 (C) | おおよその基準財政需要額（18’） 小 (D) | 中 (E) | 計 (F) | 予算措置率 小 (A)／(D) (G) | 中 (B)／(E) (H) | 計 (C)／(F) (I) | 予算措置率が100%未満の理由 番号（1～4） 小 | 中 | 19年度 図書購入費（予算額） 小 (J) | 中 (K) | 計 (L) | おおよその基準財政需要額（19’） 小 (M) | 中 (N) | 計 (O) | 予算措置率 小 (J)／(M) (P) | 中 (K)／(N) (Q) | 計 (L)／(O) (R) | 予算措置率が100%未満の理由 番号（1～4） 小 | 中 | 18’予算額との比較（伸び率） 小 (J)/(A) (S) | 中 (K)/(B) (T) | 計 (L)/(C) (U) |
|---|---|---|---|---|---|---|---|---|---|---|---|---|---|---|---|---|---|---|---|---|---|---|---|---|---|---|
| | | 千円 | 千円 | 千円 | 千円 | 千円 | 千円 | % | % | % | | | 千円 | 千円 | 千円 | 千円 | 千円 | 千円 | % | % | % | | | % | % | % |
| 1 | 新潟市 | 78,117.0 | 58,221.0 | 136,338.0 | 40,615.1 | 38,094.3 | 78,709.4 | 192.3 | 152.8 | 173.2 | | | 74,837.0 | 58,297.0 | 133,134.0 | 61,996.4 | 57,635.2 | 119,631.6 | 120.7 | 101.1 | 111.3 | | | 95.8 | 100.1 | 97.6 |
| 2 | 長岡市 | 18,375.0 | 17,367.0 | 35,742.0 | 17,188.1 | 14,930.9 | 32,119.0 | 106.9 | 116.3 | 111.3 | | | 24,936.0 | 19,806.0 | 44,742.0 | 26,029.3 | 22,387.9 | 48,417.2 | 95.8 | 88.5 | 92.4 | 4 | 4 | 135.7 | 114.0 | 125.2 |
| 3 | 三条市 | 9,923.0 | 5,610.0 | 15,533.0 | 7,787.3 | 6,325.2 | 14,112.5 | 127.4 | 88.7 | 110.1 | | 4 | 12,336.0 | 7,561.0 | 19,897.0 | 12,013.2 | 9,760.8 | 21,774.0 | 102.7 | 77.5 | 91.4 | | 4 | 124.3 | 134.8 | 128.1 |
| 4 | 柏崎市 | 6,080.0 | 3,084.0 | 9,164.0 | 7,341.3 | 6,033.7 | 13,375.0 | 82.8 | 51.1 | 68.5 | 4 | 4 | 5,794.0 | 3,035.0 | 8,829.0 | 11,160.9 | 9,141.1 | 20,302.0 | 51.9 | 33.2 | 43.5 | 4 | 4 | 95.3 | 98.4 | 96.3 |
| 5 | 新発田市 | 5,875.9 | 4,964.2 | 10,840.1 | 6,639.7 | 6,187.1 | 12,826.9 | 88.5 | 80.2 | 84.5 | 3 | 3 | 7,849.0 | 7,080.0 | 14,929.0 | 10,167.1 | 9,141.1 | 19,308.2 | 77.2 | 77.5 | 77.3 | 3 | 3 | 133.6 | 142.6 | 137.7 |
| 6 | 小千谷市 | 2,500.0 | 2,000.0 | 4,500.0 | 4,134.2 | 3,170.3 | 7,304.4 | 60.5 | 63.1 | 61.6 | 4 | 4 | 3,573.0 | 2,627.0 | 6,200.0 | 6,230.2 | 4,957.9 | 11,188.1 | 57.3 | 53.0 | 55.4 | 4 | 4 | 142.9 | 131.4 | 137.8 |
| 7 | 加茂市 | 1,223.0 | 1,813.0 | 3,036.0 | 1,929.3 | 1,789.7 | 3,718.9 | 63.4 | 101.3 | 81.6 | 4 | | 1,917.0 | 2,429.0 | 4,346.0 | 2,904.9 | 2,711.3 | 5,616.2 | 66.0 | 89.6 | 77.4 | 4 | 4 | 156.7 | 134.0 | 143.1 |
| 8 | 十日町市 | 5,567.8 | 1,942.2 | 7,510.0 | 7,541.7 | 5,369.0 | 12,910.7 | 73.8 | 36.2 | 58.2 | 4 | 4 | 4,907.8 | 1,810.2 | 6,718.0 | 11,543.1 | 8,056.5 | 19,599.6 | 42.5 | 22.5 | 34.3 | 4 | 4 | 88.1 | 93.2 | 89.5 |
| 9 | 見附市 | 2,474.0 | 1,661.0 | 4,135.0 | 2,655.9 | 2,761.2 | 5,417.1 | 93.2 | 60.2 | 76.3 | 3 | 3 | 3,491.0 | 2,208.0 | 5,699.0 | 4,051.6 | 4,105.7 | 8,157.3 | 86.2 | 53.8 | 69.9 | 3 | 3 | 141.1 | 132.9 | 137.8 |
| 10 | 村上市 | 1,630.0 | 835.0 | 2,465.0 | 2,029.5 | 1,738.5 | 3,768.0 | 80.3 | 48.0 | 65.4 | 4 | 4 | 2,405.0 | 1,246.0 | 3,651.0 | 3,019.6 | 2,633.9 | 5,653.4 | 79.6 | 47.3 | 64.6 | 4 | 4 | 147.5 | 149.2 | 148.1 |
| 11 | 燕市 | 4,976.0 | 2,453.0 | 7,429.0 | 4,735.5 | 4,244.1 | 8,979.6 | 105.1 | 57.8 | 82.7 | | 4 | 4,804.0 | 3,141.0 | 7,945.0 | 7,185.8 | 6,274.8 | 13,460.6 | 66.9 | 50.1 | 59.0 | 4 | 4 | 96.5 | 128.0 | 106.9 |
| 12 | 糸魚川市 | 3,670.0 | 2,100.0 | 5,770.0 | 4,234.4 | 3,016.9 | 7,251.3 | 86.7 | 69.6 | 79.6 | 4 | 4 | 5,981.0 | 2,819.0 | 8,800.0 | 6,383.1 | 4,415.6 | 10,798.7 | 93.7 | 63.8 | 81.5 | 4 | 4 | 163.0 | 134.2 | 152.5 |
| 13 | 妙高市 | 3,664.0 | 2,275.0 | 5,939.0 | 2,605.8 | 2,045.3 | 4,651.1 | 140.6 | 111.2 | 127.7 | | | 5,264.0 | 3,146.0 | 8,410.0 | 3,898.7 | 3,098.7 | 6,997.3 | 135.0 | 101.5 | 120.2 | | | 143.7 | 138.3 | 141.6 |
| 14 | 五泉市 | 3,050.0 | 1,468.0 | 4,518.0 | 3,332.4 | 3,016.9 | 6,349.3 | 91.5 | 48.7 | 71.2 | 4 | 4 | 5,004.0 | 2,569.0 | 7,573.0 | 5,072.1 | 4,810.7 | 9,882.8 | 98.7 | 53.4 | 76.6 | 4 | 4 | 164.1 | 175.0 | 167.6 |
| 15 | 上越市 | 7,806.0 | 6,910.0 | 14,716.0 | 15,985.4 | 12,834.5 | 28,819.9 | 48.8 | 53.8 | 51.1 | 4 | 4 | 13,857.0 | 11,054.0 | 24,911.0 | 24,653.3 | 19,444.1 | 44,097.5 | 56.2 | 56.9 | 56.5 | 4 | 4 | 177.5 | 160.0 | 169.3 |
| 16 | 阿賀野市 | 3,595.0 | 1,806.0 | 5,401.0 | 3,382.5 | 2,607.8 | 5,990.3 | 106.3 | 69.3 | 90.2 | | 4 | 2,962.0 | 1,376.0 | 4,338.0 | 5,121.8 | 3,950.8 | 9,072.6 | 57.8 | 34.8 | 47.8 | 4 | 4 | 82.4 | 76.2 | 80.3 |
| 17 | 佐渡市 | 2,541.0 | 1,281.0 | 3,822.0 | 5,963.2 | 4,806.5 | 10,769.8 | 42.6 | 26.7 | 35.5 | 4 | 4 | 1,753.0 | 1,000.0 | 2,753.0 | 8,993.7 | 7,026.2 | 16,019.9 | 19.5 | 14.2 | 17.2 | 4 | 4 | 69.0 | 78.1 | 72.0 |
| 18 | 魚沼市 | 3,833.0 | 2,663.0 | 6,496.0 | 4,359.7 | 4,090.7 | 8,450.3 | 87.9 | 65.1 | 76.9 | 4 | 4 | 3,782.0 | 2,665.0 | 6,447.0 | 6,688.9 | 6,352.3 | 13,041.2 | 56.5 | 42.0 | 49.4 | 4 | 4 | 98.7 | 100.1 | 99.2 |
| 19 | 南魚沼市 | 3,879.0 | 2,996.0 | 6,875.0 | 4,409.8 | 3,374.8 | 7,784.6 | 88.0 | 88.8 | 88.3 | 4 | 4 | 4,995.0 | 2,149.0 | 7,144.0 | 6,688.9 | 5,190.3 | 11,879.2 | 74.7 | 41.4 | 60.1 | 4 | 4 | 128.8 | 71.7 | 103.9 |
| 20 | 胎内市 | 2,073.0 | 1,636.0 | 3,709.0 | 2,355.2 | 2,045.3 | 4,400.6 | 88.0 | 80.0 | 84.3 | 4 | 4 | 4,058.0 | 2,791.0 | 6,849.0 | 3,592.9 | 3,176.1 | 6,769.0 | 112.9 | 87.9 | 101.2 | | 4 | 195.8 | 170.6 | 184.7 |
| 21 | 聖籠町 | 1,500.0 | 300.0 | 1,800.0 | 1,017.3 | 772.1 | 1,789.4 | 147.5 | 38.9 | 100.6 | | 4 | 1,950.0 | 480.0 | 2,430.0 | 1,593.9 | 1,216.2 | 2,810.1 | 122.3 | 39.5 | 86.5 | | 4 | 130.0 | 160.0 | 135.0 |
| 22 | 弥彦村 | 653.0 | 506.0 | 1,159.0 | 476.1 | 511.3 | 987.4 | 137.2 | 99.0 | 117.4 | | 4 | 860.0 | 590.0 | 1,450.0 | 726.2 | 774.7 | 1,500.9 | 118.4 | 76.2 | 96.6 | | 4 | 131.7 | 116.6 | 125.1 |
| 23 | 田上町 | 1,229.0 | 709.0 | 1,938.0 | 801.8 | 715.9 | 1,517.6 | 153.3 | 99.0 | 127.7 | | 4 | 1,480.0 | 847.0 | 2,327.0 | 1,184.9 | 1,162.0 | 2,346.9 | 124.9 | 72.9 | 99.2 | | 4 | 120.4 | 119.5 | 120.1 |
| 24 | 阿賀町 | 1,035.8 | 723.0 | 1,758.8 | 1,668.7 | 971.5 | 2,640.2 | 62.1 | 74.4 | 66.6 | 4 | 4 | 656.8 | 385.0 | 1,041.8 | 2,771.1 | 1,572.6 | 4,343.7 | 23.7 | 24.5 | 24.0 | 4 | 4 | 63.4 | 53.3 | 59.2 |
| 25 | 出雲崎町 | 680.0 | 375.0 | 1,055.0 | 250.6 | 357.9 | 608.5 | 271.4 | 104.8 | 173.4 | | | 680.0 | 375.0 | 1,055.0 | 382.2 | 542.3 | 924.5 | 177.9 | 69.2 | 114.1 | | 1 | 100.0 | 100.0 | 100.0 |
| 26 | 川口町 | 370.0 | 400.0 | 770.0 | 501.1 | 306.8 | 807.9 | 73.8 | 130.4 | 95.3 | 4 | | 330.0 | 325.0 | 655.0 | 573.3 | 542.3 | 1,115.6 | 57.6 | 59.9 | 58.7 | 4 | 4 | 89.2 | 81.3 | 85.1 |
| 27 | 湯沢町 | 1,261.0 | 470.0 | 1,731.0 | 1,152.6 | 818.1 | 1,970.7 | 109.4 | 57.4 | 87.8 | | 4 | 1,070.0 | 450.0 | 1,520.0 | 1,720.0 | 1,239.5 | 2,959.5 | 62.2 | 36.3 | 51.4 | 4 | 4 | 84.9 | 95.7 | 87.8 |
| 28 | 津南町 | 1,000.0 | 720.0 | 1,720.0 | 1,778.9 | 1,124.9 | 2,903.9 | 56.2 | 64.0 | 59.2 | 4 | 4 | 1,290.0 | 1,095.0 | 2,385.0 | 2,599.1 | 1,549.3 | 4,148.4 | 49.6 | 70.7 | 57.5 | 4 | 4 | 129.0 | 152.1 | 138.7 |
| 29 | 刈羽村 | 659.0 | 456.0 | 1,115.0 | 300.7 | 306.8 | 607.5 | 219.2 | 148.6 | 183.5 | | | 700.0 | 488.0 | 1,188.0 | 458.7 | 542.3 | 1,000.9 | 152.6 | 90.0 | 118.7 | | 1 | 106.2 | 107.0 | 106.5 |
| 30 | 関川村 | 1,830.0 | 600.0 | 2,430.0 | 942.1 | 547.1 | 1,489.2 | 194.2 | 109.7 | 163.2 | | | 1,991.0 | 620.0 | 2,611.0 | 1,402.8 | 875.4 | 2,278.1 | 141.9 | 70.8 | 114.6 | | 1 | 108.8 | 103.3 | 107.4 |
| 31 | 荒川町 | 811.0 | 344.0 | 1,155.0 | 651.4 | 562.5 | 1,213.9 | 124.5 | 61.2 | 95.1 | | 4 | 1,001.0 | 558.0 | 1,559.0 | 955.6 | 852.1 | 1,807.7 | 104.8 | 65.5 | 86.2 | | 4 | 123.4 | 162.2 | 135.0 |
| 32 | 神林村 | 749.0 | 453.0 | 1,202.0 | 851.9 | 460.2 | 1,312.1 | 87.9 | 98.4 | 91.6 | 4 | 4 | 729.0 | 467.0 | 1,196.0 | 1,356.9 | 929.6 | 2,286.5 | 53.7 | 50.2 | 52.3 | 4 | 4 | 97.3 | 103.1 | 99.5 |
| 33 | 朝日村 | 1,735.0 | 684.0 | 2,419.0 | 997.2 | 736.3 | 1,733.5 | 174.0 | 92.9 | 139.5 | | 4 | 1,951.0 | 784.0 | 2,735.0 | 1,551.8 | 1,138.8 | 2,690.6 | 125.7 | 68.8 | 101.7 | | 4 | 112.4 | 114.6 | 113.1 |
| 34 | 山北町 | 442.0 | 356.0 | 798.0 | 586.3 | 444.9 | 1,031.2 | 75.4 | 80.0 | 77.4 | 4 | 4 | 673.0 | 454.0 | 1,127.0 | 623.0 | 674.0 | 1,297.0 | 108.0 | 67.4 | 86.9 | | 4 | 152.3 | 127.5 | 141.2 |
| 35 | 粟島浦村 | 84.0 | 53.0 | 137.0 | 75.2 | 102.3 | 177.4 | 111.8 | 51.8 | 77.2 | | 4 | 128.0 | 120.0 | 248.0 | 114.7 | 154.9 | 269.6 | 111.6 | 77.5 | 92.0 | | 4 | 152.4 | 226.4 | 181.0 |
| 合 計 | | 184,891.5 | 130,234.4 | 315,125.9 | 161,277.6 | 137,221.4 | 298,499.0 | 114.6 | 94.9 | 105.6 | | | 209,995.6 | 146,847.2 | 356,842.8 | 245,409.6 | 208,036.7 | 453,446.3 | 85.6 | 70.6 | 78.7 | | | 113.6 | 112.8 | 113.2 |

## 【富山県】

【小・中学校分集計表】

| 番号 | 設置者名 | 18年度 図書購入費（予算額） 小 (A) | 中 (B) | 計 (C) | おおよその基準財政需要額（18’） 小 (D) | 中 (E) | 計 (F) | 予算措置率 小 (A)／(D) (G) | 中 (B)／(E) (H) | 計 (C)／(F) (I) | 予算措置率が100%未満の理由 番号（1～4） 小 | 中 | 19年度 図書購入費（予算額） 小 (J) | 中 (K) | 計 (L) | おおよその基準財政需要額（19’） 小 (M) | 中 (N) | 計 (O) | 予算措置率 小 (J)／(M) (P) | 中 (K)／(N) (Q) | 計 (L)／(O) (R) | 予算措置率が100%未満の理由 番号（1～4） 小 | 中 | 18’予算額との比較（伸び率） 小 (J)/(A) (S) | 中 (K)/(B) (T) | 計 (L)/(C) (U) |
|---|---|---|---|---|---|---|---|---|---|---|---|---|---|---|---|---|---|---|---|---|---|---|---|---|---|---|
| | | 千円 | 千円 | 千円 | 千円 | 千円 | 千円 | % | % | % | | | 千円 | 千円 | 千円 | 千円 | 千円 | 千円 | % | % | % | | | % | % | % |
| 1 | 朝日町 | 729.3 | 456.5 | 1,185.8 | 977.2 | 818.1 | 1,795.3 | 74.6 | 55.8 | 66.1 | 4 | 4 | 716.1 | 420.2 | 1,136.3 | 1,452.4 | 1,239.5 | 2,691.9 | 49.3 | 33.9 | 42.2 | 4 | 4 | 98.2 | 92.0 | 95.8 |
| 2 | 入善町 | 2,618.0 | 1,705.0 | 4,323.0 | 1,728.8 | 1,431.7 | 3,160.6 | 151.4 | 119.1 | 136.8 | | | 2,533.0 | 1,680.0 | 4,213.0 | 2,637.3 | 2,324.0 | 4,961.3 | 96.0 | 72.3 | 84.9 | 4 | 4 | 96.8 | 98.5 | 97.5 |
| 3 | 黒部市 | 3,101.0 | 1,944.0 | 5,045.0 | 3,307.3 | 2,505.5 | 5,812.9 | 93.8 | 77.6 | 86.8 | 4 | 4 | 3,449.0 | 1,571.0 | 5,020.0 | 5,045.3 | 4,028.3 | 9,073.6 | 68.4 | 39.0 | 55.3 | 4 | 4 | 111.2 | 80.8 | 99.5 |
| 4 | 魚津市 | 3,486.0 | 1,778.0 | 5,264.0 | 3,031.7 | 1,994.2 | 5,025.9 | 115.0 | 89.2 | 104.7 | | 4 | 3,138.0 | 1,601.0 | 4,739.0 | 4,586.7 | 3,021.2 | 7,607.9 | 68.4 | 53.0 | 62.3 | 4 | 4 | 90.0 | 90.0 | 90.0 |
| 5 | 滑川市 | 1,888.0 | 1,567.0 | 3,455.0 | 2,179.8 | 1,482.9 | 3,662.7 | 86.6 | 105.7 | 94.3 | 4 | | 2,074.0 | 1,858.0 | 3,932.0 | 3,096.0 | 2,324.0 | 5,420.0 | 67.0 | 79.9 | 72.5 | 4 | 4 | 109.9 | 118.6 | 113.8 |
| 6 | 上市町 | 1,415.0 | 673.0 | 2,088.0 | 1,703.8 | 1,124.9 | 2,828.7 | 83.1 | 59.8 | 73.8 | 4 | 4 | 1,303.0 | 656.0 | 1,959.0 | 2,599.1 | 1,704.3 | 4,303.4 | 50.1 | 38.5 | 45.5 | 4 | 4 | 92.1 | 97.5 | 93.8 |
| 7 | 立山町 | 1,735.0 | 999.8 | 2,734.8 | 2,280.1 | 1,380.6 | 3,660.7 | 76.1 | 72.4 | 74.7 | 4 | 4 | 2,135.0 | 1,200.0 | 3,335.0 | 3,516.4 | 2,169.1 | 5,685.5 | 60.7 | 55.3 | 58.7 | 4 | 4 | 123.1 | 120.0 | 121.9 |
| 8 | 舟橋村 | 523.0 | 378.0 | 901.0 | 225.5 | 204.5 | 430.0 | 231.9 | 184.8 | 209.5 | | | 495.0 | 252.0 | 747.0 | 344.0 | 309.9 | 653.9 | 143.9 | 81.3 | 114.2 | | 1 | 94.6 | 66.7 | 82.9 |
| 9 | 富山市 | 41,288.0 | 29,699.0 | 70,987.0 | 23,101.2 | 18,663.7 | 41,764.9 | 178.7 | 159.1 | 170.0 | | | 34,956.0 | 25,475.0 | 60,431.0 | 35,355.6 | 28,120.4 | 63,476.0 | 98.9 | 90.6 | 95.2 | 4 | 4 | 84.7 | 85.8 | 85.1 |
| 10 | 射水市 | 6,900.0 | 3,200.0 | 10,100.0 | 5,512.2 | 4,448.6 | 9,960.8 | 125.2 | 71.9 | 101.4 | | 4 | 5,700.0 | 3,200.0 | 8,900.0 | 8,408.9 | 6,739.6 | 15,148.5 | 67.8 | 47.5 | 58.8 | 4 | 4 | 82.6 | 100.0 | 88.1 |
| 11 | 高岡市 | 12,000.0 | 11,000.0 | 23,000.0 | 9,180.4 | 8,191.6 | 17,371.9 | 130.7 | 134.3 | 132.4 | | | 12,000.0 | 11,000.0 | 23,000.0 | 14,062.0 | 12,464.4 | 26,526.3 | 85.3 | 88.3 | 86.7 | 4 | 4 | 100.0 | 100.0 | 100.0 |
| 12 | 氷見市 | 1,530.0 | 790.0 | 2,320.0 | 3,633.1 | 2,710.1 | 6,343.1 | 42.1 | 29.2 | 36.6 | 4 | 4 | 2,530.0 | 790.0 | 3,320.0 | 5,389.3 | 4,028.3 | 9,417.6 | 46.9 | 19.6 | 35.3 | 4 | 4 | 165.4 | 100.0 | 143.1 |
| 13 | 小矢部市 | 1,700.0 | 1,700.0 | 3,400.0 | 1,678.7 | 1,943.1 | 3,621.8 | 101.3 | 87.5 | 93.9 | | 4 | 1,600.0 | 1,600.0 | 3,200.0 | 2,522.7 | 2,943.7 | 5,466.4 | 63.4 | 54.4 | 58.5 | 4 | 4 | 94.1 | 94.1 | 94.1 |
| 14 | 砺波市 | 5,150.0 | 3,110.0 | 8,260.0 | 2,931.5 | 2,352.1 | 5,283.6 | 175.7 | 132.2 | 156.3 | | | 4,650.0 | 3,020.0 | 7,670.0 | 4,510.2 | 3,640.9 | 8,151.2 | 103.1 | 82.9 | 94.1 | | 4 | 90.3 | 97.1 | 92.9 |
| 15 | 南砺市 | 3,663.0 | 2,995.0 | 6,658.0 | 3,557.9 | 4,090.7 | 7,648.6 | 103.0 | 73.2 | 87.0 | | 1 | 3,980.0 | 3,000.0 | 6,980.0 | 5,389.3 | 5,964.9 | 11,354.3 | 73.8 | 50.3 | 61.5 | 1 | 1 | 108.7 | 100.2 | 104.8 |
| 合 計 | | 87,726.3 | 61,995.3 | 149,721.6 | 65,029.2 | 53,342.3 | 118,371.5 | 134.9 | 116.2 | 126.5 | | | 81,259.1 | 57,323.2 | 138,582.3 | 98,915.3 | 81,022.4 | 179,937.7 | 82.2 | 70.7 | 77.0 | | | 92.6 | 92.5 | 92.6 |

| 番号 | 設置者名 | 18年度 図書購入費（予算額） 小 (A) | 中 (B) | 計 (C) | おおよその基準財政需要額（18’） 小 (D) | 中 (E) | 計 (F) | 予算措置率 小 (A)／(D) (G) | 中 (B)／(E) (H) | 計 (C)／(F) (I) | 予算措置率が100%未満の理由 番号（1～4） 小 | 中 | 19年度 図書購入費（予算額） 小 (J) | 中 (K) | 計 (L) | おおよその基準財政需要額（19’） 小 (M) | 中 (N) | 計 (O) | 予算措置率 小 (J)／(M) (P) | 中 (K)／(N) (Q) | 計 (L)／(O) (R) | 予算措置率が100%未満の理由 番号（1～4） 小 | 中 | 18’予算額との比較（伸び率） 小 (J)/(A) (S) | 中 (K)/(B) (T) | 計 (L)/(C) (U) |
|---|---|---|---|---|---|---|---|---|---|---|---|---|---|---|---|---|---|---|---|---|---|---|---|---|---|---|
| | | 千円 | 千円 | 千円 | 千円 | 千円 | 千円 | % | % | % | | | 千円 | 千円 | 千円 | 千円 | 千円 | 千円 | % | % | % | | | % | % | % |
| 1 | 加賀市 | 4,847.0 | 3,523.0 | 8,370.0 | 5,379.4 | 3,998.6 | 9,378.1 | 90.1 | 88.1 | 89.3 | 4 | 4 | 4,806.0 | 3,372.0 | 8,178.0 | 8,382.1 | 5,988.2 | 14,370.3 | 57.3 | 56.3 | 56.9 | 4 | 4 | 99.2 | 95.7 | 97.7 |
| 2 | 小松市 | 11,045.0 | 7,243.0 | 18,288.0 | 7,416.4 | 6,084.9 | 13,501.3 | 148.9 | 119.0 | 135.5 | | | 6,105.0 | 5,390.0 | 11,495.0 | 11,313.8 | 9,218.5 | 20,532.3 | 54.0 | 58.5 | 56.0 | 2 | 2 | 55.3 | 74.4 | 62.9 |
| 3 | 能美市 | 7,254.0 | 3,470.0 | 10,724.0 | 3,169.5 | 2,556.7 | 5,726.2 | 228.9 | 135.7 | 187.3 | | | 6,700.0 | 3,370.0 | 10,070.0 | 4,842.8 | 4,005.0 | 8,847.8 | 138.4 | 84.1 | 113.8 | | 4 | 92.4 | 97.1 | 93.9 |
| 4 | 川北町 | 1,465.0 | 799.0 | 2,264.0 | 526.2 | 306.8 | 833.0 | 278.4 | 260.4 | 271.8 | | | 1,470.0 | 780.0 | 2,250.0 | 802.7 | 542.3 | 1,344.9 | 183.1 | 143.8 | 167.3 | | | 100.3 | 97.6 | 99.4 |
| 5 | 白山市 | 13,669.0 | 9,562.0 | 23,231.0 | 8,050.4 | 7,526.8 | 15,577.2 | 169.8 | 127.0 | 149.1 | | | 13,046.0 | 8,714.0 | 21,760.0 | 12,418.4 | 11,395.3 | 23,813.7 | 105.1 | 76.5 | 91.4 | | 4 | 95.4 | 91.1 | 93.7 |
| 6 | 野々市町 | 4,050.0 | 2,700.0 | 6,750.0 | 2,355.2 | 1,840.8 | 4,196.0 | 172.0 | 146.7 | 160.9 | | | 4,090.0 | 2,700.0 | 6,790.0 | 3,592.9 | 2,866.3 | 6,459.2 | 113.8 | 94.2 | 105.1 | | 4 | 101.0 | 100.0 | 100.6 |
| 7 | 金沢市 | 43,000.0 | 26,000.0 | 69,000.0 | 24,554.4 | 20,044.3 | 44,598.7 | 175.1 | 129.7 | 154.7 | | | 43,000.0 | 26,000.0 | 69,000.0 | 37,648.9 | 31,528.9 | 69,177.8 | 114.2 | 82.5 | 99.7 | | 4 | 100.0 | 100.0 | 100.0 |
| 8 | 津幡町 | 2,715.0 | 1,600.0 | 4,315.0 | 2,856.3 | 2,147.6 | 5,003.9 | 95.1 | 74.5 | 86.2 | 4 | 4 | 2,250.0 | 1,440.0 | 3,690.0 | 4,433.8 | 3,331.1 | 7,764.8 | 50.7 | 43.2 | 47.5 | 4 | 4 | 82.9 | 90.0 | 85.5 |
| 9 | 内灘町 | 3,800.0 | 1,500.0 | 5,300.0 | 1,778.9 | 1,482.9 | 3,261.8 | 213.6 | 101.2 | 162.5 | | | 3,800.0 | 1,500.0 | 5,300.0 | 2,713.8 | 2,169.1 | 4,882.8 | 140.0 | 69.2 | 108.5 | | 4 | 100.0 | 100.0 | 100.0 |
| 10 | かほく市 | 2,605.0 | 1,350.0 | 3,955.0 | 2,089.6 | 1,799.9 | 3,889.5 | 124.7 | 75.0 | 101.7 | | 4 | 2,605.0 | 1,350.0 | 3,955.0 | 3,271.8 | 2,750.1 | 6,021.9 | 79.6 | 49.1 | 65.7 | 4 | 4 | 100.0 | 100.0 | 100.0 |
| 11 | 宝達志水町 | 1,902.0 | 871.0 | 2,773.0 | 1,074.9 | 915.3 | 1,990.2 | 176.9 | 95.2 | 139.3 | | 4 | 1,403.0 | 674.0 | 2,077.0 | 1,712.4 | 1,378.9 | 3,091.3 | 81.9 | 48.9 | 67.2 | 4 | 4 | 73.8 | 77.4 | 74.9 |
| 12 | 志賀町 | 2,000.0 | 800.0 | 2,800.0 | 1,834.1 | 1,247.7 | 3,081.7 | 109.0 | 64.1 | 90.9 | | 4 | 2,000.0 | 800.0 | 2,800.0 | 2,610.6 | 1,789.5 | 4,400.1 | 76.6 | 44.7 | 63.6 | 4 | 4 | 100.0 | 100.0 | 100.0 |
| 13 | 羽咋市 | 2,270.0 | 780.0 | 3,050.0 | 1,578.5 | 1,124.9 | 2,703.4 | 143.8 | 69.3 | 112.8 | | 4 | 2,270.0 | 780.0 | 3,050.0 | 2,293.3 | 1,781.7 | 4,075.1 | 99.0 | 43.8 | 74.8 | 4 | 4 | 100.0 | 100.0 | 100.0 |
| 14 | 中能登町 | 2,128.5 | 1,109.1 | 3,237.6 | 1,305.4 | 1,186.3 | 2,491.7 | 163.1 | 93.5 | 129.9 | | 4 | 3,379.0 | 1,090.0 | 4,469.0 | 2,129.0 | 1,890.2 | 4,019.2 | 158.7 | 57.7 | 111.2 | | 4 | 158.8 | 98.3 | 138.0 |
| 15 | 七尾市 | 2,600.0 | 2,700.0 | 5,300.0 | 3,733.3 | 3,599.8 | 7,333.1 | 69.6 | 75.0 | 72.3 | 4 | 4 | 2,600.0 | 2,700.0 | 5,300.0 | 5,408.4 | 5,492.4 | 10,900.8 | 48.1 | 49.2 | 48.6 | 4 | 4 | 100.0 | 100.0 | 100.0 |
| 16 | 能登町 | 1,070.0 | 850.0 | 1,920.0 | 1,741.4 | 1,421.5 | 3,162.9 | 61.4 | 59.8 | 60.7 | 4 | 4 | 971.4 | 801.8 | 1,773.2 | 2,469.2 | 1,952.2 | 4,421.3 | 39.3 | 41.1 | 40.1 | 4 | 4 | 90.8 | 94.3 | 92.4 |
| 17 | 穴水町 | 515.0 | 300.0 | 815.0 | 726.6 | 511.3 | 1,237.9 | 70.9 | 58.7 | 65.8 | 4 | 4 | 460.0 | 250.0 | 710.0 | 1,108.4 | 774.7 | 1,883.1 | 41.5 | 32.3 | 37.7 | 4 | 4 | 89.3 | 83.3 | 87.1 |
| 18 | 輪島市 | 2,413.0 | 1,695.0 | 4,108.0 | 2,688.5 | 2,106.7 | 4,795.2 | 89.8 | 80.5 | 85.7 | 4 | 4 | 2,155.0 | 1,816.0 | 3,971.0 | 3,906.3 | 3,098.7 | 7,005.0 | 55.2 | 58.6 | 56.7 | 4 | 4 | 89.3 | 107.1 | 96.7 |
| 19 | 珠洲市 | 450.0 | 200.0 | 650.0 | 1,678.7 | 1,227.2 | 2,905.9 | 26.8 | 16.3 | 22.4 | 4 | 4 | 900.0 | 600.0 | 1,500.0 | 2,408.0 | 1,704.3 | 4,112.3 | 37.4 | 35.2 | 36.5 | 4 | 4 | 200.0 | 300.0 | 230.8 |
| 合 計 | | 109,798.5 | 67,052.1 | 176,850.6 | 74,537.8 | 61,129.9 | 135,667.7 | 147.3 | 109.7 | 130.4 | | | 104,010.4 | 64,127.8 | 168,138.2 | 113,466.5 | 93,657.2 | 207,123.7 | 91.7 | 68.5 | 81.2 | | | 94.7 | 95.6 | 95.1 |

## 【福井県】

【小・中学校分集計表】

| 番号 | 設置者名 | 18年度 図書購入費（予算額） 小 (A) | 中 (B) | 計 (C) | おおよその基準財政需要額（18') 小 (D) | 中 (E) | 計 (F) | 予算措置率 小 (A)／(D) (G) | 中 (B)／(E) (H) | 計 (C)／(F) (I) | 予算措置率が100%未満の理由 番号（1～4） 小 | 中 | 19年度 図書購入費（予算額） 小 (J) | 中 (K) | 計 (L) | おおよその基準財政需要額（19') 小 (M) | 中 (N) | 計 (O) | 予算措置率 小 (J)／(M) (P) | 中 (K)／(N) (Q) | 計 (L)／(O) (R) | 予算措置率が100%未満の理由 番号（1～4） 小 | 中 | 18'予算額との比較（伸び率） 小 (J)/(A) (S) | 中 (K)/(B) (T) | 計 (L)/(C) (U) |
|---|---|---|---|---|---|---|---|---|---|---|---|---|---|---|---|---|---|---|---|---|---|---|---|---|---|---|
| | | 千円 | 千円 | 千円 | 千円 | 千円 | 千円 | % | % | % | | | 千円 | 千円 | 千円 | 千円 | 千円 | 千円 | % | % | % | | | % | % | % |
| 1 | 福井市 | 11,400.0 | 9,593.0 | 20,993.0 | 14,988.2 | 13,131.0 | 28,119.3 | 76.1 | 73.1 | 74.7 | 4 | 4 | 10,243.0 | 8,633.0 | 18,876.0 | 23,082.4 | 19,699.8 | 42,782.2 | 44.4 | 43.8 | 44.1 | 4 | 4 | 89.9 | 90.0 | 89.9 |
| 2 | 敦賀市 | 6,200.0 | 3,750.0 | 9,950.0 | 4,259.4 | 3,783.9 | 8,043.3 | 145.6 | 99.1 | 123.7 | | 4 | 6,200.0 | 3,750.0 | 9,950.0 | 6,459.6 | 5,422.7 | 11,882.2 | 96.0 | 69.2 | 83.7 | 4 | 4 | 100.0 | 100.0 | 100.0 |
| 3 | 小浜市 | 2,400.0 | 1,400.0 | 3,800.0 | 2,655.9 | 1,636.3 | 4,292.2 | 90.4 | 85.6 | 88.5 | 4 | 4 | 2,000.0 | 1,000.0 | 3,000.0 | 3,975.1 | 2,478.9 | 6,454.0 | 50.3 | 40.3 | 46.5 | 4 | 4 | 83.3 | 71.4 | 78.9 |
| 4 | 大野市 | 2,000.0 | 1,350.0 | 3,350.0 | 2,811.2 | 2,295.9 | 5,107.1 | 71.1 | 58.8 | 65.6 | 4 | 4 | 1,960.0 | 1,440.0 | 3,400.0 | 4,215.9 | 3,571.2 | 7,787.1 | 46.5 | 40.3 | 43.7 | 4 | 4 | 98.0 | 106.7 | 101.5 |
| 5 | 勝山市 | 1,976.0 | 718.0 | 2,694.0 | 2,054.6 | 1,534.0 | 3,588.6 | 96.2 | 46.8 | 75.1 | 4 | 4 | 1,998.0 | 718.0 | 2,716.0 | 3,057.8 | 2,324.0 | 5,381.8 | 65.3 | 30.9 | 50.5 | 4 | 4 | 101.1 | 100.0 | 100.8 |
| 6 | 鯖江市 | 3,800.0 | 3,600.0 | 7,400.0 | 4,159.2 | 3,221.4 | 7,380.6 | 91.4 | 111.8 | 100.3 | 4 | | 8,550.0 | 3,600.0 | 12,150.0 | 6,344.9 | 4,880.4 | 11,225.3 | 134.8 | 73.8 | 108.2 | | 4 | 225.0 | 100.0 | 164.2 |
| 7 | あわら市 | 1,800.0 | 1,300.0 | 3,100.0 | 2,059.6 | 1,590.2 | 3,649.8 | 87.4 | 81.7 | 84.9 | 4 | 4 | 1,800.0 | 1,300.0 | 3,100.0 | 3,191.6 | 2,370.5 | 5,562.0 | 56.4 | 54.8 | 55.7 | 4 | 4 | 100.0 | 100.0 | 100.0 |
| 8 | 越前市 | 4,972.0 | 4,298.0 | 9,270.0 | 5,517.2 | 4,709.4 | 10,226.6 | 90.1 | 91.3 | 90.6 | 4 | 4 | 4,307.0 | 3,767.0 | 8,074.0 | 8,336.3 | 7,034.0 | 15,370.2 | 51.7 | 53.6 | 52.5 | 4 | 4 | 86.6 | 87.6 | 87.1 |
| 9 | 坂井市 | 8,465.3 | 3,978.0 | 12,443.3 | 5,915.6 | 4,924.1 | 10,839.8 | 143.1 | 80.8 | 114.8 | | 4 | 11,976.0 | 5,026.0 | 17,002.0 | 9,479.1 | 7,824.1 | 17,303.2 | 126.3 | 64.2 | 98.3 | | 4 | 141.5 | 126.3 | 136.6 |
| 10 | 永平寺町 | 1,195.0 | 925.0 | 2,120.0 | 1,445.7 | 1,273.2 | 2,718.9 | 82.7 | 72.7 | 78.0 | 4 | 4 | 1,269.0 | 925.0 | 2,194.0 | 2,205.4 | 1,936.7 | 4,142.1 | 57.5 | 47.8 | 53.0 | 4 | 4 | 106.2 | 100.0 | 103.5 |
| 11 | 池田町 | 880.0 | 400.0 | 1,280.0 | 350.8 | 357.9 | 708.7 | 250.9 | 111.8 | 180.6 | | | 880.0 | 400.0 | 1,280.0 | 496.9 | 464.8 | 961.7 | 177.1 | 86.1 | 133.1 | | 1 | 100.0 | 100.0 | 100.0 |
| 12 | 南越前町 | 810.0 | 651.0 | 1,461.0 | 919.5 | 956.2 | 1,875.7 | 88.1 | 68.1 | 77.9 | 2 | 2 | 579.0 | 619.0 | 1,198.0 | 1,410.4 | 1,433.1 | 2,843.5 | 41.1 | 43.2 | 42.1 | 1 | 2 | 71.5 | 95.1 | 82.0 |
| 13 | 越前町 | 3,365.0 | 2,085.0 | 5,450.0 | 1,696.3 | 1,759.0 | 3,455.2 | 198.4 | 118.5 | 157.7 | | | 2,200.0 | 1,750.0 | 3,950.0 | 2,553.2 | 2,680.3 | 5,233.6 | 86.2 | 65.3 | 75.5 | 4 | 4 | 65.4 | 83.9 | 72.5 |
| 14 | 美浜町 | 1,050.0 | 825.0 | 1,875.0 | 1,052.3 | 715.9 | 1,768.2 | 99.8 | 115.2 | 106.0 | 4 | | 1,400.0 | 900.0 | 2,300.0 | 1,567.1 | 1,084.5 | 2,651.6 | 89.3 | 83.0 | 86.7 | 4 | 4 | 133.3 | 109.1 | 122.7 |
| 15 | 高浜町 | 2,224.0 | 1,175.0 | 3,399.0 | 1,127.5 | 818.1 | 1,945.6 | 197.3 | 143.6 | 174.7 | | | 2,234.0 | 1,202.0 | 3,436.0 | 1,720.0 | 1,239.5 | 2,959.5 | 129.9 | 97.0 | 116.1 | | 4 | 100.4 | 102.3 | 101.1 |
| 16 | おおい町 | 1,300.0 | 800.0 | 2,100.0 | 816.8 | 588.0 | 1,404.8 | 159.2 | 136.0 | 149.5 | | | 1,650.0 | 850.0 | 2,500.0 | 1,196.4 | 883.1 | 2,079.5 | 137.9 | 96.2 | 120.2 | | 4 | 126.9 | 106.3 | 119.0 |
| 17 | 若狭町 | 1,300.0 | 594.0 | 1,894.0 | 1,726.3 | 1,217.0 | 2,943.3 | 75.3 | 48.8 | 64.3 | 4 | 4 | 1,320.0 | 660.0 | 1,980.0 | 2,583.8 | 1,820.5 | 4,404.3 | 51.1 | 36.3 | 45.0 | 4 | 4 | 101.5 | 111.1 | 104.5 |
| 合 計 | | 55,137.3 | 37,442.0 | 92,579.3 | 53,556.3 | 44,511.6 | 98,067.8 | 103.0 | 84.1 | 94.4 | | | 60,566.0 | 36,540.0 | 97,106.0 | 81,875.8 | 67,148.1 | 149,023.9 | 74.0 | 54.4 | 65.2 | | | 109.8 | 97.6 | 104.9 |

# 【山梨県】

【小・中学校分集計表】

| 番号 | 設置者名 | 18年度 図書購入費（予算額） 小 (A) | 中 (B) | 計 (C) | おおよその基準財政需要額（18’） 小 (D) | 中 (E) | 計 (F) | 予算措置率 小 (A)／(D) (G) | 中 (B)／(E) (H) | 計 (C)／(F) (I) | 予算措置率が100%未満の理由 番号（1～4） 小 | 中 | 19年度 図書購入費（予算額） 小 (J) | 中 (K) | 計 (L) | おおよその基準財政需要額（19’） 小 (M) | 中 (N) | 計 (O) | 予算措置率 小 (J)／(M) (P) | 中 (K)／(N) (Q) | 計 (L)／(O) (R) | 予算措置率が100%未満の理由 番号（1～4） 小 | 中 | 18’予算額との比較（伸び率） 小 (J)／(A) (S) | 中 (K)／(B) (T) | 計 (L)／(C) (U) |
|---|---|---|---|---|---|---|---|---|---|---|---|---|---|---|---|---|---|---|---|---|---|---|---|---|---|---|
| | | 千円 | 千円 | 千円 | 千円 | 千円 | 千円 | % | % | % | | | 千円 | 千円 | 千円 | 千円 | 千円 | 千円 | % | % | % | | | % | % | % |
| 1 | 甲府市 | 18,598.0 | 8,018.0 | 26,616.0 | 9,145.3 | 7,721.1 | 16,866.4 | 203.4 | 103.8 | 157.8 | | | 18,179.0 | 7,932.0 | 26,111.0 | 13,798.2 | 11,774.9 | 25,573.2 | 131.7 | 67.4 | 102.1 | | 4 | 97.7 | 98.9 | 98.1 |
| 2 | 南アルプス市 | 16,942.0 | 9,442.0 | 26,384.0 | 4,910.9 | 4,295.2 | 9,206.1 | 345.0 | 219.8 | 286.6 | | | 16,914.0 | 9,430.0 | 26,344.0 | 7,376.9 | 6,429.7 | 13,806.6 | 229.3 | 146.7 | 190.8 | | | 99.8 | 99.9 | 99.8 |
| 3 | 甲斐市 | 12,914.0 | 6,216.0 | 19,130.0 | 4,008.9 | 3,221.4 | 7,230.3 | 322.1 | 193.0 | 264.6 | | | 12,744.0 | 6,057.0 | 18,801.0 | 6,192.0 | 4,957.9 | 11,149.9 | 205.8 | 122.2 | 168.6 | | | 98.7 | 97.4 | 98.3 |
| 4 | 中央市 | 6,155.0 | 2,235.0 | 8,390.0 | 1,904.2 | 1,380.6 | 3,284.8 | 323.2 | 161.9 | 255.4 | | | 5,901.0 | 2,361.0 | 8,262.0 | 2,828.4 | 2,246.5 | 5,075.0 | 208.6 | 105.1 | 162.8 | | | 95.9 | 105.6 | 98.5 |
| 5 | 昭和町 | 4,895.0 | 2,288.0 | 7,183.0 | 1,127.5 | 715.9 | 1,843.4 | 434.1 | 319.6 | 389.7 | | | 5,777.0 | 2,761.0 | 8,538.0 | 1,720.0 | 1,084.5 | 2,804.5 | 335.9 | 254.6 | 304.4 | | | 118.0 | 120.7 | 118.9 |
| 6 | 甲州市 | 7,848.0 | 3,330.0 | 11,178.0 | 2,630.8 | 2,198.7 | 4,829.6 | 298.3 | 151.5 | 231.4 | | | 8,565.0 | 3,300.0 | 11,865.0 | 4,051.6 | 3,253.6 | 7,305.2 | 211.4 | 101.4 | 162.4 | | | 109.1 | 99.1 | 106.1 |
| 7 | 山梨市 | 6,975.0 | 3,928.0 | 10,903.0 | 2,706.0 | 1,840.8 | 4,546.8 | 257.8 | 213.4 | 239.8 | | | 8,045.0 | 3,752.0 | 11,797.0 | 3,898.7 | 2,866.3 | 6,764.9 | 206.4 | 130.9 | 174.4 | | | 115.3 | 95.5 | 108.2 |
| 8 | (旧)笛吹市 | 11,224.0 | 5,786.0 | 17,010.0 | 4,284.5 | 3,374.8 | 7,659.3 | 262.0 | 171.4 | 222.1 | | | 11,231.0 | 5,879.0 | 17,110.0 | 6,421.3 | 5,267.7 | 11,689.1 | 174.9 | 111.6 | 146.4 | | | 100.1 | 101.6 | 100.6 |
| 9 | (旧)芦川村 | 250.0 | 200.0 | 450.0 | 100.2 | 153.4 | 253.6 | 249.4 | 130.4 | 177.4 | | | 250.0 | 200.0 | 450.0 | 191.1 | 232.4 | 423.5 | 130.8 | 86.1 | 106.3 | | 4 | 100.0 | 100.0 | 100.0 |
| 10 | 市川三郷町 | 3,133.0 | 1,833.0 | 4,966.0 | 1,227.7 | 971.5 | 2,199.3 | 255.2 | 188.7 | 225.8 | | | 3,053.0 | 2,046.0 | 5,099.0 | 1,834.7 | 1,549.3 | 3,384.0 | 166.4 | 132.1 | 150.7 | | | 97.4 | 111.6 | 102.7 |
| 11 | 増穂町 | 2,740.0 | 1,700.0 | 4,440.0 | 751.7 | 715.9 | 1,467.5 | 364.5 | 237.5 | 302.5 | | | 2,887.0 | 1,700.0 | 4,587.0 | 1,299.6 | 1,316.9 | 2,616.5 | 222.2 | 129.1 | 175.3 | | | 105.4 | 100.0 | 103.3 |
| 12 | 鰍沢町 | 800.0 | 300.0 | 1,100.0 | 350.8 | 306.8 | 657.6 | 228.1 | 97.8 | 167.3 | | 4 | 800.0 | 300.0 | 1,100.0 | 535.1 | 464.8 | 999.9 | 149.5 | 64.5 | 110.0 | | 1 | 100.0 | 100.0 | 100.0 |
| 13 | 早川町 | 620.0 | 475.5 | 1,095.5 | 175.4 | 153.4 | 328.8 | 353.5 | 310.0 | 333.2 | | | 600.0 | 470.3 | 1,070.3 | 267.6 | 232.4 | 500.0 | 224.3 | 202.4 | 214.1 | | | 96.8 | 98.9 | 97.7 |
| 14 | 身延町 | 5,822.0 | 3,394.0 | 9,216.0 | 1,453.2 | 1,073.8 | 2,527.0 | 400.6 | 316.1 | 364.7 | | | 5,820.0 | 3,416.0 | 9,236.0 | 2,140.4 | 1,781.7 | 3,922.2 | 271.9 | 191.7 | 235.5 | | | 100.0 | 100.6 | 100.2 |
| 15 | 南部町 | 3,206.3 | 2,557.5 | 5,763.8 | 714.1 | 695.4 | 1,409.5 | 449.0 | 367.8 | 408.9 | | | 2,657.6 | 2,119.3 | 4,776.9 | 1,066.4 | 1,030.3 | 2,096.7 | 249.2 | 205.7 | 227.8 | | | 82.9 | 82.9 | 82.9 |
| 16 | 韮崎市 | 2,533.0 | 1,670.0 | 4,203.0 | 1,879.2 | 1,840.8 | 3,720.0 | 134.8 | 90.7 | 113.0 | | 4 | 2,762.0 | 1,694.0 | 4,456.0 | 2,866.7 | 2,788.8 | 5,655.5 | 96.3 | 60.7 | 78.8 | 4 | 4 | 109.0 | 101.4 | 106.0 |
| 17 | 北杜市 | 7,484.2 | 6,846.1 | 14,330.3 | 3,532.8 | 3,477.1 | 7,009.9 | 211.8 | 196.9 | 204.4 | | | 7,450.5 | 6,554.4 | 14,004.9 | 5,465.8 | 5,190.3 | 10,656.0 | 136.3 | 126.3 | 131.4 | | | 99.5 | 95.7 | 97.7 |
| 18 | 富士吉田市 | 3,534.5 | 3,009.0 | 6,543.5 | 3,708.2 | 3,477.1 | 7,185.3 | 95.3 | 86.5 | 91.1 | 1 | 1 | 3,459.5 | 3,012.0 | 6,471.5 | 5,618.7 | 5,267.7 | 10,886.4 | 61.6 | 57.2 | 59.4 | 1 | 1 | 97.9 | 100.1 | 98.9 |
| 19 | 都留市 | 4,201.0 | 3,982.0 | 8,183.0 | 2,280.1 | 2,045.3 | 4,325.4 | 184.2 | 194.7 | 189.2 | | | 4,055.0 | 2,469.0 | 6,524.0 | 3,440.0 | 3,098.7 | 6,538.7 | 117.9 | 79.7 | 99.8 | | 4 | 96.5 | 62.0 | 79.7 |
| 20 | 道志村 | 265.0 | 344.0 | 609.0 | 150.3 | 153.4 | 303.7 | 176.3 | 224.3 | 200.5 | | | 300.0 | 250.0 | 550.0 | 229.3 | 232.4 | 461.7 | 130.8 | 107.6 | 119.1 | | | 113.2 | 72.7 | 90.3 |
| 21 | 西桂町 | 589.0 | 427.0 | 1,016.0 | 375.8 | 409.1 | 784.9 | 156.7 | 104.4 | 129.4 | | | 977.0 | 309.0 | 1,286.0 | 573.3 | 619.7 | 1,193.1 | 170.4 | 49.9 | 107.8 | | 2 | 165.9 | 72.4 | 126.6 |
| 22 | 忍野村 | 800.0 | 800.0 | 1,600.0 | 526.2 | 460.2 | 986.4 | 152.0 | 173.8 | 162.2 | | | 700.0 | 800.0 | 1,500.0 | 764.4 | 697.2 | 1,461.6 | 91.6 | 114.7 | 102.6 | 1 | | 87.5 | 100.0 | 93.8 |
| 23 | 山中湖村 | 950.0 | 500.0 | 1,450.0 | 526.2 | 409.1 | 935.2 | 180.6 | 122.2 | 155.0 | | | 1,300.0 | 500.0 | 1,800.0 | 611.6 | 929.6 | 1,541.2 | 212.6 | 53.8 | 116.8 | | 4 | 136.8 | 100.0 | 124.1 |
| 24 | 富士河口湖町 | 2,120.0 | 1,300.0 | 3,420.0 | 2,179.8 | 1,073.8 | 3,253.6 | 97.3 | 121.1 | 105.1 | 4 | | 2,120.0 | 1,250.0 | 3,370.0 | 3,287.1 | 1,704.3 | 4,991.4 | 64.5 | 73.3 | 67.5 | 4 | 4 | 100.0 | 96.2 | 98.5 |
| 25 | 鳴沢村 | 770.0 | － | 770.0 | 250.6 | － | 250.6 | 307.3 | － | 307.3 | | | 770.0 | － | 770.0 | 420.4 | － | 420.4 | 183.1 | － | 183.1 | | | 100.0 | － | 100.0 |
| 26 | 大月市 | 6,107.0 | 3,247.0 | 9,354.0 | 2,630.8 | 1,943.1 | 4,573.9 | 232.1 | 167.1 | 204.5 | | | 6,224.0 | 3,170.0 | 9,394.0 | 4,013.3 | 2,866.3 | 6,879.6 | 155.1 | 110.6 | 136.5 | | | 101.9 | 97.6 | 100.4 |
| 27 | 上野原市 | 5,100.0 | 4,250.0 | 9,350.0 | 2,079.6 | 1,789.7 | 3,869.3 | 245.2 | 237.5 | 241.6 | | | 4,590.0 | 3,825.0 | 8,415.0 | 2,981.3 | 2,788.8 | 5,770.1 | 154.0 | 137.2 | 145.8 | | | 90.0 | 90.0 | 90.0 |
| 28 | 小菅村 | 216.0 | 400.0 | 616.0 | 200.4 | 255.7 | 456.1 | 107.8 | 156.5 | 135.1 | | | 500.0 | 400.0 | 900.0 | 267.6 | 387.3 | 654.9 | 186.9 | 103.3 | 137.4 | | | 231.5 | 100.0 | 146.1 |
| 29 | 丹波山村 | 400.0 | 800.0 | 1,200.0 | 150.3 | 204.5 | 354.9 | 266.1 | 391.1 | 338.2 | | | 436.0 | 800.0 | 1,236.0 | 191.1 | 232.4 | 423.5 | 228.1 | 344.2 | 291.8 | | | 109.0 | 100.0 | 103.0 |
| 30 | 河口湖南中学校組合 | － | 1,300.0 | 1,300.0 | － | 1,227.2 | 1,227.2 | － | 105.9 | 105.9 | | | － | 1,547.0 | 1,547.0 | － | 1,781.7 | 1,781.7 | － | 86.8 | 86.8 | | 4 | － | 119.0 | 119.0 |
| 31 | 甲府市・中央市中学校組合 | － | 1,708.0 | 1,708.0 | － | 511.3 | 511.3 | － | 334.0 | 334.0 | | | － | 1,671.0 | 1,671.0 | － | 774.7 | 774.7 | － | 215.7 | 215.7 | | | － | 97.8 | 97.8 |
| 合 計 | | 137,192.0 | 82,286.1 | 219,478.1 | 55,961.6 | 48,096.0 | 104,057.6 | 245.2 | 171.1 | 210.9 | | | 139,067.6 | 79,975.0 | 219,042.6 | 84,352.6 | 73,849.0 | 158,201.6 | 164.9 | 108.3 | 138.5 | | | 101.4 | 97.2 | 99.8 |

| 番号 | 設置者名 | 18年度 図書購入費（予算額） 小 (A) | 中 (B) | 計 (C) | おおよその基準財政需要額（18’） 小 (D) | 中 (E) | 計 (F) | 予算措置率 小 (A)／(D) (G) | 中 (B)／(E) (H) | 計 (C)／(F) (I) | 予算措置率が100%未満の理由 番号（1～4） 小 | 中 | 19年度 図書購入費（予算額） 小 (J) | 中 (K) | 計 (L) | おおよその基準財政需要額（19’） 小 (M) | 中 (N) | 計 (O) | 予算措置率 小 (J)／(M) (P) | 中 (K)／(N) (Q) | 計 (L)／(O) (R) | 予算措置率が100%未満の理由 番号（1～4） 小 | 中 | 18’予算額との比較（伸び率） 小 (J)/(A) (S) | 中 (K)/(B) (T) | 計 (L)/(C) (U) |
|---|---|---|---|---|---|---|---|---|---|---|---|---|---|---|---|---|---|---|---|---|---|---|---|---|---|---|
| | | 千円 | 千円 | 千円 | 千円 | 千円 | 千円 | % | % | % | | | 千円 | 千円 | 千円 | 千円 | 千円 | 千円 | % | % | % | | | % | % | % |
| 1 | 小諸市 | 3,180.0 | 1,600.0 | 4,780.0 | 2,731.1 | 2,403.3 | 5,134.3 | 116.4 | 66.6 | 93.1 | | 3 | 3,249.0 | 1,600.0 | 4,849.0 | 4,166.2 | 3,795.9 | 7,962.1 | 78.0 | 42.2 | 60.9 | 3 | 3 | 102.2 | 100.0 | 101.4 |
| 2 | 佐久市 | 7,691.0 | 5,079.0 | 12,770.0 | 7,015.6 | 6,136.0 | 13,151.6 | 109.6 | 82.8 | 97.1 | 4 | 4 | 7,580.0 | 5,049.0 | 12,629.0 | 10,816.9 | 9,450.9 | 20,267.8 | 70.1 | 53.4 | 62.3 | 4 | 4 | 98.6 | 99.4 | 98.9 |
| 3 | 佐久穂町 | 1,522.3 | 956.1 | 2,478.4 | 1,127.5 | 1,022.7 | 2,150.2 | 135.0 | 93.5 | 115.3 | | 2 | 1,700.0 | 1,000.0 | 2,700.0 | 1,720.0 | 1,549.3 | 3,269.3 | 98.8 | 64.5 | 82.6 | 2 | 2 | 111.7 | 104.6 | 108.9 |
| 4 | 小海町 | 1,128.0 | — | 1,128.0 | 400.9 | — | 400.9 | 281.4 | — | 281.4 | | | 1,031.0 | — | 1,031.0 | 611.6 | — | 611.6 | 168.6 | — | 168.6 | | | 91.4 | — | 91.4 |
| 5 | 川上村 | 1,100.0 | 513.0 | 1,613.0 | 451.0 | 460.2 | 911.2 | 243.9 | 111.5 | 177.0 | | | 1,000.0 | 500.0 | 1,500.0 | 688.0 | 697.2 | 1,385.2 | 145.3 | 71.7 | 108.3 | | 4 | 90.9 | 97.5 | 93.0 |
| 6 | 南牧村 | 400.0 | 250.0 | 650.0 | 400.9 | 306.8 | 707.7 | 99.8 | 81.5 | 91.8 | 4 | 4 | 400.0 | 250.0 | 650.0 | 649.8 | 542.3 | 1,192.0 | 61.6 | 46.1 | 54.5 | 4 | 4 | 100.0 | 100.0 | 100.0 |
| 7 | 南相木村 | 400.0 | — | 400.0 | 200.4 | — | 200.4 | 199.6 | — | 199.6 | | | 400.0 | — | 400.0 | 305.8 | — | 305.8 | 130.8 | — | 130.8 | | | 100.0 | — | 100.0 |
| 8 | 北相木村 | 300.0 | — | 300.0 | 200.4 | — | 200.4 | 149.7 | — | 149.7 | | | 0.0 | — | 0.0 | 305.8 | — | 305.8 | 0.0 | — | 0.0 | 1 | | — | — | — |
| 9 | 軽井沢町 | 2,460.0 | 928.1 | 3,388.1 | 1,403.1 | 1,124.9 | 2,528.0 | 175.3 | 82.5 | 134.0 | | 1 | 2,200.0 | 951.0 | 3,151.0 | 2,140.4 | 1,781.7 | 3,922.2 | 102.8 | 53.4 | 80.3 | | 1 | 89.4 | 102.5 | 93.0 |
| 10 | 御代田町 | 1,575.0 | 720.0 | 2,295.0 | 952.1 | 818.1 | 1,770.2 | 165.4 | 88.0 | 129.6 | | 4 | 1,786.0 | 720.0 | 2,506.0 | 1,452.4 | 1,316.9 | 2,769.4 | 123.0 | 54.7 | 90.5 | | 4 | 113.4 | 100.0 | 109.2 |
| 11 | 立科町 | 800.0 | 700.0 | 1,500.0 | 526.2 | 613.6 | 1,139.8 | 152.0 | 114.1 | 131.6 | | | 800.0 | 700.0 | 1,500.0 | 802.7 | 929.6 | 1,732.3 | 99.7 | 75.3 | 86.6 | 4 | 4 | 100.0 | 100.0 | 100.0 |
| 12 | 小海町北相木村南相木村中学校組合 | — | 900.0 | 900.0 | — | 613.6 | 613.6 | — | 146.7 | 146.7 | | | — | 900.0 | 900.0 | — | 852.1 | 852.1 | — | 105.6 | 105.6 | | | — | 100.0 | 100.0 |
| 13 | 上田市 | 11,148.0 | 8,276.0 | 19,424.0 | 9,821.8 | 9,459.7 | 19,281.4 | 113.5 | 87.5 | 100.7 | | 4 | 10,661.0 | 8,150.0 | 18,811.0 | 15,021.3 | 14,563.7 | 29,585.1 | 71.0 | 56.0 | 63.6 | 4 | 4 | 95.6 | 98.5 | 96.8 |
| 14 | 東御市 | 2,906.3 | 1,868.5 | 4,774.8 | 2,154.8 | 1,891.9 | 4,046.7 | 134.9 | 98.8 | 118.0 | | 4 | 2,453.6 | 1,746.0 | 4,199.6 | 3,325.3 | 2,866.3 | 6,191.6 | 73.8 | 60.9 | 67.8 | 4 | 4 | 84.4 | 93.4 | 88.0 |
| 15 | 長和町 | 770.0 | 280.0 | 1,050.0 | 526.2 | 255.7 | 781.8 | 146.3 | 109.5 | 134.3 | | | 800.0 | 280.0 | 1,080.0 | 764.4 | 387.3 | 1,151.8 | 104.7 | 72.3 | 93.8 | | 4 | 103.9 | 100.0 | 102.9 |
| 16 | 青木村 | 805.0 | 500.0 | 1,305.0 | 325.7 | 306.8 | 632.5 | 247.1 | 163.0 | 206.3 | | | 805.0 | 500.0 | 1,305.0 | 496.9 | 542.3 | 1,039.2 | 162.0 | 92.2 | 125.6 | | 1 | 100.0 | 100.0 | 100.0 |
| 17 | 上田市長和町中学校組合 | — | 520.0 | 520.0 | — | 623.8 | 623.8 | — | 83.4 | 83.4 | | 1 | — | 500.0 | 500.0 | — | 952.8 | 952.8 | — | 52.5 | 52.5 | | 1 | — | 96.2 | 96.2 |
| 18 | 岡谷市 | 2,616.0 | 1,736.0 | 4,352.0 | 2,931.5 | 2,556.7 | 5,488.2 | 89.2 | 67.9 | 79.3 | 4 | 4 | 2,613.0 | 2,128.0 | 4,741.0 | 5,198.2 | 4,570.5 | 9,768.8 | 50.3 | 46.6 | 48.5 | 4 | 4 | 99.9 | 122.6 | 108.9 |
| 19 | 諏訪市 | 2,565.0 | 2,138.0 | 4,703.0 | 3,056.8 | 2,914.6 | 5,971.4 | 83.9 | 73.4 | 78.8 | 4 | 4 | 2,565.0 | 2,138.0 | 4,703.0 | 4,701.3 | 4,415.6 | 9,116.9 | 54.6 | 48.4 | 51.6 | 4 | 4 | 100.0 | 100.0 | 100.0 |
| 20 | 茅野市 | 6,000.0 | 4,000.0 | 10,000.0 | 3,658.1 | 3,272.5 | 6,930.6 | 164.0 | 122.2 | 144.3 | | | 6,000.0 | 4,000.0 | 10,000.0 | 5,733.3 | 4,957.9 | 10,691.2 | 104.7 | 80.7 | 93.5 | | 4 | 100.0 | 100.0 | 100.0 |
| 21 | 下諏訪町 | 1,400.0 | 1,200.0 | 2,600.0 | 1,027.3 | 1,227.2 | 2,254.5 | 136.3 | 97.8 | 115.3 | | 4 | 1,330.0 | 1,140.0 | 2,470.0 | 1,567.1 | 1,859.2 | 3,426.3 | 84.9 | 61.3 | 72.1 | 4 | 4 | 95.0 | 95.0 | 95.0 |
| 22 | 富士見町 | 2,301.0 | 1,481.0 | 3,782.0 | 1,127.5 | 1,482.9 | 2,610.4 | 204.1 | 99.9 | 144.9 | | 4 | 2,033.0 | 1,308.0 | 3,341.0 | 1,720.0 | 1,549.3 | 3,269.3 | 118.2 | 84.4 | 102.2 | | 4 | 88.4 | 88.3 | 88.3 |
| 23 | 原村 | 1,000.0 | 1,000.0 | 2,000.0 | 476.1 | 613.6 | 1,089.7 | 210.1 | 163.0 | 183.5 | | | 900.0 | 900.0 | 1,800.0 | 688.0 | 929.6 | 1,617.6 | 130.8 | 96.8 | 111.3 | | 4 | 90.0 | 90.0 | 90.0 |
| 24 | 伊那市 | 6,000.0 | 4,400.0 | 10,400.0 | 4,810.7 | 4,448.6 | 9,259.3 | 124.7 | 98.9 | 112.3 | | 4 | 6,884.0 | 4,503.0 | 11,387.0 | 7,376.9 | 6,584.7 | 13,961.6 | 93.3 | 68.4 | 81.6 | 4 | 4 | 114.7 | 102.3 | 109.5 |
| 25 | 駒ケ根市 | 5,671.0 | 3,157.0 | 8,828.0 | 2,305.1 | 2,045.3 | 4,350.4 | 246.0 | 154.4 | 202.9 | | | 5,490.0 | 3,041.0 | 8,531.0 | 3,592.9 | 3,253.6 | 6,846.5 | 152.8 | 93.5 | 124.6 | | 4 | 96.8 | 96.3 | 96.6 |
| 26 | 辰野町 | 2,323.0 | 700.0 | 3,023.0 | 1,252.8 | 920.4 | 2,173.2 | 185.4 | 76.1 | 139.1 | | 4 | 1,720.0 | 800.0 | 2,520.0 | 1,987.6 | 1,626.8 | 3,614.4 | 86.5 | 49.2 | 69.7 | 4 | 4 | 74.0 | 114.3 | 83.4 |
| 27 | 箕輪町 | 2,820.0 | 950.0 | 3,770.0 | 1,829.1 | 1,278.3 | 3,107.4 | 154.2 | 74.3 | 121.3 | | 1 | 2,822.0 | 950.0 | 3,772.0 | 2,599.1 | 2,014.1 | 4,613.2 | 108.6 | 47.2 | 81.8 | | 1 | 100.1 | 100.0 | 100.1 |
| 28 | 飯島町 | 1,306.6 | 554.4 | 1,861.0 | 626.4 | 664.7 | 1,291.1 | 208.6 | 83.4 | 144.1 | | 4 | 1,044.0 | 549.0 | 1,593.0 | 1,070.2 | 1,007.1 | 2,077.3 | 97.5 | 54.5 | 76.7 | 4 | 4 | 79.9 | 99.0 | 85.6 |
| 29 | 南箕輪村 | 2,208.0 | 1,100.0 | 3,308.0 | 952.1 | 869.3 | 1,821.4 | 231.9 | 126.5 | 181.6 | | | 2,229.0 | 1,100.0 | 3,329.0 | 1,490.7 | 1,316.9 | 2,807.6 | 149.5 | 83.5 | 118.6 | | 4 | 101.0 | 100.0 | 100.6 |
| 30 | 中川村 | 915.0 | 677.0 | 1,592.0 | 425.9 | 460.2 | 886.1 | 214.8 | 147.1 | 179.7 | | | 858.0 | 654.0 | 1,512.0 | 649.8 | 697.2 | 1,347.0 | 132.0 | 93.8 | 112.3 | | 1 | 93.8 | 96.6 | 95.0 |
| 31 | 宮田村 | 1,000.0 | 500.0 | 1,500.0 | 576.3 | 664.7 | 1,241.0 | 173.5 | 75.2 | 120.9 | | 4 | 1,100.0 | 500.0 | 1,600.0 | 879.1 | 1,007.1 | 1,886.2 | 125.1 | 49.6 | 84.8 | | 1 | 110.0 | 100.0 | 106.7 |
| 32 | 辰野町塩尻市小学校組合 | 800.0 | — | 800.0 | 250.6 | — | 250.6 | 319.3 | — | 319.3 | | | 400.0 | — | 400.0 | 382.2 | — | 382.2 | 104.7 | — | 104.7 | | | 50.0 | — | 50.0 |
| 33 | 飯田市 | 5,326.0 | 4,910.0 | 10,236.0 | 6,414.2 | 6,391.7 | 12,805.9 | 83.0 | 76.8 | 79.9 | 4 | 4 | 20,340.0 | 14,960.0 | 35,300.0 | 9,937.8 | 9,683.3 | 19,621.1 | 204.7 | 154.5 | 179.9 | | | 381.9 | 304.7 | 344.9 |
| 34 | 松川町 | 1,600.0 | 1,352.0 | 2,952.0 | 1,002.2 | 971.5 | 1,973.8 | 159.6 | 139.2 | 149.6 | | | 1,453.0 | 2,526.0 | 3,979.0 | 1,490.7 | 1,394.4 | 2,885.1 | 97.5 | 181.2 | 137.9 | 4 | | 90.8 | 186.8 | 134.8 |
| 35 | 高森町 | 1,470.0 | 905.0 | 2,375.0 | 701.6 | 715.9 | 1,417.4 | 209.5 | 126.4 | 167.6 | | | 1,470.0 | 900.0 | 2,370.0 | 1,108.4 | 1,007.1 | 2,115.5 | 132.6 | 89.4 | 112.0 | | 4 | 100.0 | 99.4 | 99.8 |
| 36 | 阿南町 | 803.0 | 397.0 | 1,200.0 | 576.3 | 511.3 | 1,087.6 | 139.3 | 77.6 | 110.3 | | 4 | 779.0 | 421.0 | 1,200.0 | 879.1 | 774.7 | 1,653.8 | 88.6 | 54.3 | 72.6 | 4 | 4 | 97.0 | 106.0 | 100.0 |
| 37 | 清内路村 | 200.0 | 400.0 | 600.0 | 125.3 | 204.5 | 329.8 | 159.6 | 195.6 | 181.9 | | | 200.0 | 400.0 | 600.0 | 191.1 | 309.9 | 501.0 | 104.7 | 129.1 | 119.8 | | | 100.0 | 100.0 | 100.0 |
| 38 | 阿智村 | 1,504.0 | 733.0 | 2,237.0 | 776.7 | 664.7 | 1,441.5 | 193.6 | 110.3 | 155.2 | | | 1,504.0 | 733.0 | 2,237.0 | 1,184.9 | 1,007.1 | 2,192.0 | 126.9 | 72.8 | 102.1 | | 4 | 100.0 | 100.0 | 100.0 |
| 39 | 平谷村 | 191.0 | 130.0 | 321.0 | 125.3 | 204.5 | 329.8 | 152.5 | 63.6 | 97.3 | | 4 | 191.0 | 80.0 | 271.0 | 191.1 | 309.9 | 501.0 | 99.9 | 25.8 | 54.1 | 4 | 4 | 100.0 | 61.5 | 84.4 |
| 40 | 根羽村 | 332.0 | 217.0 | 549.0 | 150.3 | 153.4 | 303.7 | 220.8 | 141.5 | 180.8 | | | 287.0 | 271.0 | 558.0 | 267.6 | 232.4 | 500.0 | 107.3 | 116.6 | 111.6 | | | 86.4 | 124.9 | 101.6 |
| 41 | 下條村 | 600.0 | 395.0 | 995.0 | 300.7 | 409.1 | 709.7 | 199.6 | 96.6 | 140.2 | | 4 | 600.0 | 367.0 | 967.0 | 496.9 | 619.7 | 1,116.6 | 120.8 | 59.2 | 86.6 | | 4 | 100.0 | 92.9 | 97.2 |
| 42 | 売木村 | 252.0 | 188.0 | 440.0 | 150.3 | 204.5 | 354.9 | 167.6 | 91.9 | 124.0 | | 4 | 250.0 | 451.0 | 701.0 | 191.1 | 309.9 | 501.0 | 130.8 | 145.5 | 139.9 | | | 99.2 | 239.9 | 159.3 |
| 43 | 天龍村 | 459.0 | 313.0 | 772.0 | 150.3 | 153.4 | 303.7 | 305.3 | 204.0 | 254.2 | | | 400.0 | 220.0 | 620.0 | 191.1 | 232.4 | 423.5 | 209.3 | 94.7 | 146.4 | | 4 | 87.1 | 70.3 | 80.3 |

| 番号 | 設置者名 | 18年度 図書購入費（予算額） 小 (A) | 中 (B) | 計 (C) | おおよその基準財政需要額（18’） 小 (D) | 中 (E) | 計 (F) | 予算措置率 小 (A)／(D) (G) | 中 (B)／(E) (H) | 計 (C)／(F) (I) | 予算措置率が100%未満の理由 番号（1～4） 小 | 中 | 19年度 図書購入費（予算額） 小 (J) | 中 (K) | 計 (L) | おおよその基準財政需要額（19’） 小 (M) | 中 (N) | 計 (O) | 予算措置率 小 (J)／(M) (P) | 中 (K)／(N) (Q) | 計 (L)／(O) (R) | 予算措置率が100%未満の理由 番号（1～4） 小 | 中 | 18’予算額との比較（伸び率） 小 (J)/(A) (S) | 中 (K)/(B) (T) | 計 (L)/(C) (U) |
|---|---|---|---|---|---|---|---|---|---|---|---|---|---|---|---|---|---|---|---|---|---|---|---|---|---|---|
| 44 | 泰阜村 | 1,000.0 | 500.0 | 1,500.0 | 325.7 | 204.5 | 530.3 | 307.0 | 244.5 | 282.9 | | | 1,000.0 | 500.0 | 1,500.0 | 496.9 | 232.4 | 729.3 | 201.3 | 215.1 | 205.7 | | | 100.0 | 100.0 | 100.0 |
| 45 | 喬木村 | 897.0 | 450.0 | 1,347.0 | 501.1 | 357.9 | 859.0 | 179.0 | 125.7 | 156.8 | | | 897.0 | 405.0 | 1,302.0 | 764.4 | 542.3 | 1,306.7 | 117.3 | 74.7 | 99.6 | | 1 | 100.0 | 90.0 | 96.7 |
| 46 | 豊丘村 | 1,500.0 | 1,000.0 | 2,500.0 | 501.1 | 511.3 | 1,012.4 | 299.3 | 195.6 | 246.9 | | | 1,350.0 | 850.0 | 2,200.0 | 764.4 | 774.7 | 1,539.1 | 176.6 | 109.7 | 142.9 | | | 90.0 | 85.0 | 88.0 |
| 47 | 大鹿村 | 520.0 | 300.0 | 820.0 | 150.3 | 255.7 | 406.0 | 345.9 | 117.3 | 202.0 | | | 1,000.0 | 600.0 | 1,600.0 | 191.1 | 387.3 | 578.4 | 523.3 | 154.9 | 276.6 | | | 192.3 | 200.0 | 195.1 |
| 48 | 木曽町 | 1,945.0 | 1,418.0 | 3,363.0 | 1,252.8 | 1,124.9 | 2,377.7 | 155.3 | 126.1 | 141.4 | | | 2,125.0 | 1,516.0 | 3,641.0 | 1,911.1 | 1,704.3 | 3,615.4 | 111.2 | 89.0 | 100.7 | | 4 | 109.3 | 106.9 | 108.3 |
| 49 | 上松町 | 547.0 | 545.0 | 1,092.0 | 400.9 | 460.2 | 861.1 | 136.4 | 118.4 | 126.8 | | | 500.0 | 500.0 | 1,000.0 | 535.1 | 774.7 | 1,309.8 | 93.4 | 64.5 | 76.3 | 4 | 4 | 91.4 | 91.7 | 91.6 |
| 50 | 南木曽町 | 600.0 | 463.0 | 1,063.0 | 526.2 | 460.2 | 986.4 | 114.0 | 100.6 | 107.8 | | | 500.0 | 600.0 | 1,100.0 | 726.2 | 697.2 | 1,423.4 | 68.8 | 86.1 | 77.3 | 4 | 4 | 83.3 | 129.6 | 103.5 |
| 51 | 木祖村 | 580.0 | 573.0 | 1,153.0 | 225.5 | 255.7 | 481.2 | 257.2 | 224.1 | 239.6 | | | 580.0 | 573.0 | 1,153.0 | 344.0 | 387.3 | 731.3 | 168.6 | 147.9 | 157.7 | | | 100.0 | 100.0 | 100.0 |
| 52 | 王滝村 | 300.0 | 500.0 | 800.0 | 175.4 | 204.5 | 379.9 | 171.0 | 244.5 | 210.6 | | | 400.0 | 400.0 | 800.0 | 229.3 | 309.9 | 539.2 | 174.4 | 129.1 | 148.4 | | | 133.3 | 80.0 | 100.0 |
| 53 | 大桑村 | 619.0 | 650.0 | 1,269.0 | 275.6 | 357.9 | 633.5 | 224.6 | 181.6 | 200.3 | | | 650.0 | 650.0 | 1,300.0 | 496.9 | 464.8 | 961.7 | 130.8 | 139.8 | 135.2 | | | 105.0 | 100.0 | 102.4 |
| 54 | 松本市 | 19,130.0 | 11,690.0 | 30,820.0 | 13,780.6 | 12,476.5 | 26,257.1 | 138.8 | 93.7 | 117.4 | | 4 | 19,020.0 | 11,970.0 | 30,990.0 | 21,251.6 | 19,444.1 | 40,695.7 | 89.5 | 61.6 | 76.2 | 4 | 4 | 99.4 | 102.4 | 100.6 |
| 55 | 塩尻市 | 4,781.6 | 3,375.4 | 8,157.0 | 4,459.9 | 3,835.0 | 8,294.9 | 107.2 | 88.0 | 98.3 | | 4 | 4,671.5 | 3,207.0 | 7,878.5 | 6,880.0 | 5,887.5 | 12,767.5 | 67.9 | 54.5 | 61.7 | 4 | 4 | 97.7 | 95.0 | 96.6 |
| 56 | 波田町 | 940.0 | 420.0 | 1,360.0 | 902.0 | 1,124.9 | 2,026.9 | 104.2 | 37.3 | 67.1 | | 4 | 921.0 | 420.0 | 1,341.0 | 1,414.2 | 1,704.3 | 3,118.5 | 65.1 | 24.6 | 43.0 | 4 | 4 | 98.0 | 100.0 | 98.6 |
| 57 | 筑北村 | 1,700.0 | 500.0 | 2,200.0 | 601.3 | 255.7 | 857.0 | 282.7 | 195.6 | 256.7 | | | 1,600.0 | 400.0 | 2,000.0 | 955.6 | 387.3 | 1,342.9 | 167.4 | 103.3 | 148.9 | | | 94.1 | 80.0 | 90.9 |
| 58 | 麻績村 | 1,066.0 | — | 1,066.0 | 225.5 | — | 225.5 | 472.7 | — | 472.7 | | | 845.0 | — | 845.0 | 344.0 | — | 344.0 | 245.6 | — | 245.6 | | | 79.3 | — | 79.3 |
| 59 | 生坂村 | 300.0 | 262.0 | 562.0 | 175.4 | 204.5 | 379.9 | 171.0 | 128.1 | 147.9 | | | 300.0 | 268.0 | 568.0 | 267.6 | 232.4 | 500.0 | 112.1 | 115.3 | 113.6 | | | 100.0 | 102.3 | 101.1 |
| 60 | 山形村 | 1,300.0 | — | 1,300.0 | 576.3 | — | 576.3 | 225.6 | — | 225.6 | | | 1,000.0 | — | 1,000.0 | 879.1 | — | 879.1 | 113.8 | — | 113.8 | | | 76.9 | — | 76.9 |
| 61 | 朝日村 | 600.0 | — | 600.0 | 451.0 | — | 451.0 | 133.0 | — | 133.0 | | | 600.0 | — | 600.0 | 688.0 | — | 688.0 | 87.2 | — | 87.2 | 4 | | 100.0 | — | 100.0 |
| 62 | 松本市・山形村<br>朝日村中学校組合 | — | 1,090.0 | 1,090.0 | — | 1,278.3 | 1,278.3 | — | 85.3 | 85.3 | | 4 | — | 1,030.0 | 1,030.0 | — | 1,936.7 | 1,936.7 | — | 53.2 | 53.2 | | 4 | — | 94.5 | 94.5 |
| 63 | 塩尻市辰野町<br>中学校組合 | — | 435.0 | 435.0 | — | 460.2 | 460.2 | — | 94.5 | 94.5 | | 4 | — | 413.3 | 413.3 | — | 697.2 | 697.2 | — | 59.3 | 59.3 | | 4 | — | 95.0 | 95.0 |
| 64 | 麻績村筑北村<br>学校組合 | — | 898.0 | 898.0 | — | 357.9 | 357.9 | — | 250.9 | 250.9 | | | — | 872.0 | 872.0 | — | 542.3 | 542.3 | — | 160.8 | 160.8 | | | — | 97.1 | 97.1 |
| 65 | 安曇野市 | 6,992.0 | 6,346.6 | 13,338.6 | 5,612.4 | 5,726.9 | 11,339.4 | 124.6 | 110.8 | 117.6 | | | 10,044.0 | 6,299.0 | 16,343.0 | 8,600.0 | 8,986.1 | 17,586.1 | 116.8 | 70.1 | 92.9 | | 1 | 143.6 | 99.2 | 122.5 |
| 66 | 大町市 | 2,558.4 | 1,633.5 | 4,191.9 | 2,505.6 | 2,301.0 | 4,806.6 | 102.1 | 71.0 | 87.2 | | 4 | 2,464.2 | 1,582.5 | 4,046.7 | 3,860.4 | 3,486.0 | 7,346.4 | 63.8 | 45.4 | 55.1 | 4 | 4 | 96.3 | 96.9 | 96.5 |
| 67 | 池田町 | 1,600.0 | 800.0 | 2,400.0 | 726.6 | 664.7 | 1,391.3 | 220.2 | 120.3 | 172.5 | | | 1,600.0 | 800.0 | 2,400.0 | 1,070.2 | 1,084.5 | 2,154.8 | 149.5 | 73.8 | 111.4 | | 4 | 100.0 | 100.0 | 100.0 |
| 68 | 松川村 | 720.0 | 568.0 | 1,288.0 | 626.4 | 715.9 | 1,342.3 | 114.9 | 79.3 | 96.0 | | 4 | 720.0 | 530.0 | 1,250.0 | 955.6 | 1,084.5 | 2,040.1 | 75.3 | 48.9 | 61.3 | 4 | 4 | 100.0 | 93.3 | 97.0 |
| 69 | 白馬村 | 1,240.0 | 400.0 | 1,640.0 | 751.7 | 767.0 | 1,518.7 | 165.0 | 52.2 | 108.0 | | 4 | 1,400.0 | 400.0 | 1,800.0 | 1,184.9 | 1,162.0 | 2,346.9 | 118.2 | 34.4 | 76.7 | | 4 | 112.9 | 100.0 | 109.8 |
| 70 | 小谷村 | 500.0 | 600.0 | 1,100.0 | 350.8 | 460.2 | 811.0 | 142.5 | 130.4 | 135.6 | | | 800.0 | 600.0 | 1,400.0 | 535.1 | 542.3 | 1,077.4 | 149.5 | 110.6 | 129.9 | | | 160.0 | 100.0 | 127.3 |
| 71 | 長野市 | 29,183.0 | 18,495.0 | 47,678.0 | 23,552.2 | 20,453.3 | 44,005.6 | 123.9 | 90.4 | 108.3 | | 4 | 28,414.0 | 18,369.0 | 46,783.0 | 36,464.0 | 31,683.9 | 68,147.9 | 77.9 | 58.0 | 68.6 | 4 | 4 | 97.4 | 99.3 | 98.1 |
| 72 | 須坂市 | 3,740.0 | 2,940.0 | 6,680.0 | 3,833.5 | 3,374.8 | 7,208.3 | 97.6 | 87.1 | 92.7 | 4 | 4 | 3,740.0 | 2,940.0 | 6,680.0 | 5,886.2 | 5,267.7 | 11,154.0 | 63.5 | 55.8 | 59.9 | 4 | 4 | 100.0 | 100.0 | 100.0 |
| 73 | 中野市 | 3,339.0 | 1,804.0 | 5,143.0 | 3,257.2 | 2,863.5 | 6,120.7 | 102.5 | 63.0 | 84.0 | | 4 | 3,129.0 | 1,660.0 | 4,789.0 | 5,427.6 | 5,112.8 | 10,540.4 | 57.7 | 32.5 | 45.4 | 4 | 4 | 93.7 | 92.0 | 93.1 |
| 74 | 飯山市 | 3,157.7 | 2,783.0 | 5,940.7 | 5,036.2 | 4,499.7 | 9,535.9 | 62.7 | 61.8 | 62.3 | 4 | 4 | 2,462.0 | 2,293.0 | 4,755.0 | 4,586.7 | 4,028.3 | 8,614.9 | 53.7 | 56.9 | 55.2 | 4 | 4 | 78.0 | 82.4 | 80.0 |
| 75 | 千曲市 | 5,000.0 | 2,500.0 | 7,500.0 | 4,109.1 | 3,732.7 | 7,841.8 | 121.7 | 67.0 | 95.6 | | 4 | 5,000.0 | 2,500.0 | 7,500.0 | 6,306.7 | 5,887.5 | 12,194.1 | 79.3 | 42.5 | 61.5 | 4 | 4 | 100.0 | 100.0 | 100.0 |
| 76 | 坂城町 | 847.0 | 463.0 | 1,310.0 | 1,077.4 | 1,022.7 | 2,100.1 | 78.6 | 45.3 | 62.4 | 4 | 4 | 838.0 | 350.0 | 1,188.0 | 1,643.6 | 1,549.3 | 3,192.9 | 51.0 | 22.6 | 37.2 | 4 | 4 | 98.9 | 75.6 | 90.7 |
| 77 | 小布施町 | 765.0 | 844.0 | 1,609.0 | 626.4 | 613.6 | 1,240.0 | 122.1 | 137.5 | 129.8 | | | 800.0 | 844.0 | 1,644.0 | 1,070.2 | 1,084.5 | 2,154.8 | 74.8 | 77.8 | 76.3 | 4 | 4 | 104.6 | 100.0 | 102.2 |
| 78 | 高山村 | 720.0 | 720.0 | 1,440.0 | 601.3 | 767.0 | 1,368.3 | 119.7 | 93.9 | 105.2 | | 4 | 720.0 | 720.0 | 1,440.0 | 879.1 | 1,162.0 | 2,041.1 | 81.9 | 62.0 | 70.5 | 4 | 4 | 100.0 | 100.0 | 100.0 |
| 79 | 山ノ内町 | 1,912.0 | 848.0 | 2,760.0 | 1,202.7 | 1,022.7 | 2,225.3 | 159.0 | 82.9 | 124.0 | | 1 | 1,950.0 | 890.0 | 2,840.0 | 1,834.7 | 1,549.3 | 3,384.0 | 106.3 | 57.4 | 83.9 | | 1 | 102.0 | 105.0 | 102.9 |
| 80 | 木島平村 | 900.0 | 513.0 | 1,413.0 | 551.2 | 409.1 | 960.3 | 163.3 | 125.4 | 147.1 | | | 900.0 | 513.0 | 1,413.0 | 1,108.4 | 852.1 | 1,960.6 | 81.2 | 60.2 | 72.1 | 1 | 1 | 100.0 | 100.0 | 100.0 |
| 81 | 野沢温泉村 | 395.0 | 335.0 | 730.0 | 476.1 | 613.6 | 1,089.7 | 83.0 | 54.6 | 67.0 | 4 | 4 | 400.0 | 301.0 | 701.0 | 688.0 | 1,007.1 | 1,695.1 | 58.1 | 29.9 | 41.4 | 4 | 4 | 101.3 | 89.9 | 96.0 |
| 82 | 信州新町 | 500.0 | 400.0 | 900.0 | 300.7 | 409.1 | 709.7 | 166.3 | 97.8 | 126.8 | | 4 | 500.0 | 380.0 | 880.0 | 382.2 | 619.7 | 1,002.0 | 130.8 | 61.3 | 87.8 | | 4 | 100.0 | 95.0 | 97.8 |
| 83 | 信濃町 | 1,400.0 | 750.0 | 2,150.0 | 1,077.4 | 715.9 | 1,793.3 | 129.9 | 104.8 | 119.9 | | | 1,410.0 | 750.0 | 2,160.0 | 1,643.6 | 1,084.5 | 2,728.1 | 85.8 | 69.2 | 79.2 | 4 | 4 | 100.7 | 100.0 | 100.5 |
| 84 | 飯綱町 | 2,319.1 | 600.0 | 2,919.1 | 1,052.3 | 869.3 | 1,921.6 | 220.4 | 69.0 | 151.9 | | 4 | 2,216.3 | 900.0 | 3,116.3 | 1,567.1 | 1,316.9 | 2,884.0 | 141.4 | 68.3 | 108.1 | | 4 | 95.6 | 150.0 | 106.8 |
| 85 | 小川村 | 300.0 | 250.0 | 550.0 | 250.6 | 306.8 | 557.4 | 119.7 | 81.5 | 98.7 | | 4 | 300.0 | 250.0 | 550.0 | 382.2 | 464.8 | 847.0 | 78.5 | 53.8 | 64.9 | 4 | 4 | 100.0 | 100.0 | 100.0 |
| 86 | 中条村 | 250.0 | 250.0 | 500.0 | 200.4 | 255.7 | 456.1 | 124.7 | 97.8 | 109.6 | | 1 | 250.0 | 250.0 | 500.0 | 305.8 | 309.9 | 615.6 | 81.8 | 80.7 | 81.2 | 4 | 1 | 100.0 | 100.0 | 100.0 |
| 87 | 栄村 | 350.0 | 200.0 | 550.0 | 476.1 | 306.8 | 782.9 | 73.5 | 65.2 | 70.3 | 4 | 4 | 350.0 | 230.0 | 580.0 | 764.4 | 464.8 | 1,229.2 | 45.8 | 49.5 | 47.2 | 4 | 4 | 100.0 | 115.0 | 105.5 |
| 合 計 | | 194,862.0 | 126,736.6 | 321,598.6 | 147,777.7 | 137,098.7 | 284,876.4 | 131.9 | 92.4 | 112.9 | | | 208,694.6 | 137,411.8 | 346,106.4 | 225,320.0 | 208,795.9 | 434,115.9 | 92.6 | 65.8 | 79.7 | | | 107.1 | 108.4 | 107.6 |

# 【岐阜県】

【小・中学校分集計表】

| 番号 | 設置者名 | 18年度 図書購入費（予算額） 小 (A) | 中 (B) | 計 (C) | おおよその基準財政需要額（18’） 小 (D) | 中 (E) | 計 (F) | 予算措置率 小 (A)／(D) (G) | 中 (B)／(E) (H) | 計 (C)／(F) (I) | 予算措置率が100%未満の理由 番号（1～4） 小 | 中 | 19年度 図書購入費（予算額） 小 (J) | 中 (K) | 計 (L) | おおよその基準財政需要額（19’） 小 (M) | 中 (N) | 計 (O) | 予算措置率 小 (J)／(M) (P) | 中 (K)／(N) (Q) | 計 (L)／(O) (R) | 予算措置率が100%未満の理由 番号（1～4） 小 | 中 | 18’予算額との比較（伸び率） 小 (J)/(A) (S) | 中 (K)/(B) (T) | 計 (L)/(C) (U) |
|---|---|---|---|---|---|---|---|---|---|---|---|---|---|---|---|---|---|---|---|---|---|---|---|---|---|---|
| | | 千円 | 千円 | 千円 | 千円 | 千円 | 千円 | % | % | % | | | 千円 | 千円 | 千円 | 千円 | 千円 | 千円 | % | % | % | | | % | % | % |
| 1 | 岐阜市 | 15,913.0 | 14,280.0 | 30,193.0 | 19,250.2 | 17,058.1 | 36,308.3 | 82.7 | 83.7 | 83.2 | 4 | 4 | 22,669.0 | 52,621.0 | 75,290.0 | 29,809.5 | 26,238.0 | 56,047.5 | 76.0 | 200.6 | 134.3 | 4 | | 142.5 | 368.5 | 249.4 |
| 2 | 羽島市 | 9,332.0 | 3,280.0 | 12,612.0 | 3,608.0 | 3,016.9 | 6,624.9 | 258.6 | 108.7 | 190.4 | | | 9,696.0 | 2,764.0 | 12,460.0 | 5,580.4 | 4,741.0 | 10,321.4 | 173.7 | 58.3 | 120.7 | | 2 | 103.9 | 84.3 | 98.8 |
| 3 | 各務原市 | 9,690.0 | 5,400.0 | 15,090.0 | 7,591.8 | 6,391.7 | 13,983.5 | 127.6 | 84.5 | 107.9 | | 4 | 9,729.0 | 5,540.0 | 15,269.0 | 11,543.1 | 9,838.3 | 21,381.4 | 84.3 | 56.3 | 71.4 | 4 | 4 | 100.4 | 102.6 | 101.2 |
| 4 | 山県市 | 3,500.0 | 1,800.0 | 5,300.0 | 2,159.8 | 1,779.4 | 3,939.2 | 162.1 | 101.2 | 134.5 | | | 3,056.0 | 1,441.0 | 4,497.0 | 3,302.4 | 2,587.4 | 5,889.8 | 92.5 | 55.7 | 76.4 | 4 | 4 | 87.3 | 80.1 | 84.8 |
| 5 | 瑞穂市 | 5,186.0 | 2,700.0 | 7,886.0 | 2,781.2 | 2,403.3 | 5,184.4 | 186.5 | 112.3 | 152.1 | | | 5,595.0 | 2,700.0 | 8,295.0 | 4,357.3 | 3,718.4 | 8,075.7 | 128.4 | 72.6 | 102.7 | | 1 | 107.9 | 100.0 | 105.2 |
| 6 | 本巣市 | 4,119.0 | 2,830.0 | 6,949.0 | 2,229.9 | 1,891.9 | 4,121.9 | 184.7 | 149.6 | 168.6 | | | 3,900.0 | 2,400.0 | 6,300.0 | 3,478.2 | 3,021.2 | 6,499.4 | 112.1 | 79.4 | 96.9 | | 1 | 94.7 | 84.8 | 90.7 |
| 7 | 岐南町 | 1,702.5 | 922.3 | 2,624.8 | 1,227.7 | 971.5 | 2,199.3 | 138.7 | 94.9 | 119.3 | | 1 | 2,055.6 | 1,085.5 | 3,141.1 | 1,872.9 | 1,394.4 | 3,267.3 | 109.8 | 77.8 | 96.1 | | 1 | 120.7 | 117.7 | 119.7 |
| 8 | 笠松町 | 6,052.0 | 6,400.0 | 12,452.0 | 1,152.6 | 818.1 | 1,970.7 | 525.1 | 782.3 | 631.9 | | | 1,497.0 | 1,000.0 | 2,497.0 | 1,758.2 | 1,316.9 | 3,075.2 | 85.1 | 75.9 | 81.2 | 2 | 2 | 24.7 | 15.6 | 20.1 |
| 9 | 北方町 | 1,800.0 | 700.0 | 2,500.0 | 1,077.4 | 920.4 | 1,997.8 | 167.1 | 76.1 | 125.1 | | 4 | 1,800.0 | 700.0 | 2,500.0 | 1,643.6 | 1,394.4 | 3,038.0 | 109.5 | 50.2 | 82.3 | | 4 | 100.0 | 100.0 | 100.0 |
| 10 | 大垣市 | 15,458.0 | 9,519.0 | 24,977.0 | 8,092.9 | 7,158.7 | 15,251.6 | 191.0 | 133.0 | 163.8 | | | 15,446.0 | 9,635.0 | 25,081.0 | 12,460.4 | 10,845.3 | 23,305.8 | 124.0 | 88.8 | 107.6 | | 4 | 99.9 | 101.2 | 100.4 |
| 11 | 海津市 | 6,127.0 | 3,892.5 | 10,019.5 | 2,355.2 | 2,352.1 | 4,707.4 | 260.1 | 165.5 | 212.8 | | | 5,619.5 | 3,960.5 | 9,580.0 | 3,554.7 | 3,486.0 | 7,040.7 | 158.1 | 113.6 | 136.1 | | | 91.7 | 101.7 | 95.6 |
| 12 | 養老町 | 6,433.0 | 2,525.0 | 8,958.0 | 1,879.2 | 1,738.5 | 3,617.7 | 342.3 | 145.2 | 247.6 | | | 6,442.0 | 2,423.0 | 8,865.0 | 2,866.7 | 2,556.4 | 5,423.1 | 224.7 | 94.8 | 163.5 | | 4 | 100.1 | 96.0 | 99.0 |
| 13 | 垂井町 | 1,967.0 | 973.0 | 2,940.0 | 1,829.1 | 1,380.6 | 3,209.7 | 107.5 | 70.5 | 91.6 | | 2 | 1,961.0 | 976.0 | 2,937.0 | 2,904.9 | 2,099.3 | 5,004.2 | 67.5 | 46.5 | 58.7 | 2 | 2 | 99.7 | 100.3 | 99.9 |
| 14 | 関ケ原町 | 1,100.0 | 840.0 | 1,940.0 | 626.4 | 613.6 | 1,240.0 | 175.6 | 136.9 | 156.5 | | | 1,100.0 | 860.0 | 1,960.0 | 917.3 | 852.1 | 1,769.5 | 119.9 | 100.9 | 110.8 | | | 100.0 | 102.4 | 101.0 |
| 15 | 神戸町 | 795.0 | 496.6 | 1,291.6 | 1,152.6 | 920.4 | 2,073.0 | 69.0 | 54.0 | 62.3 | 4 | 4 | 850.0 | 200.0 | 1,050.0 | 1,758.2 | 1,394.4 | 3,152.6 | 48.3 | 14.3 | 33.3 | 4 | 4 | 106.9 | 40.3 | 81.3 |
| 16 | 輪之内町 | 1,090.0 | 250.0 | 1,340.0 | 626.4 | 511.3 | 1,137.7 | 174.0 | 48.9 | 117.8 | | 4 | 1,110.0 | 250.0 | 1,360.0 | 955.6 | 774.7 | 1,730.2 | 116.2 | 32.3 | 78.6 | | 4 | 101.8 | 100.0 | 101.5 |
| 17 | 安八町 | 900.0 | 1,200.0 | 2,100.0 | 977.2 | 1,073.8 | 2,051.0 | 92.1 | 111.8 | 102.4 | 4 | | 900.0 | 1,000.0 | 1,900.0 | 1,490.7 | 1,626.8 | 3,117.5 | 60.4 | 61.5 | 60.9 | 4 | 4 | 100.0 | 83.3 | 90.5 |
| 18 | 揖斐川町 | 3,319.0 | 1,209.0 | 4,528.0 | 1,854.1 | 1,840.8 | 3,694.9 | 179.0 | 65.7 | 122.5 | | 4 | 2,129.0 | 1,037.0 | 3,166.0 | 2,752.0 | 2,711.3 | 5,463.3 | 77.4 | 38.2 | 57.9 | 4 | 4 | 64.1 | 85.8 | 69.9 |
| 19 | 大野町 | 2,045.0 | 1,250.0 | 3,295.0 | 1,703.8 | 1,482.9 | 3,186.6 | 120.0 | 84.3 | 103.4 | | 1 | 1,745.0 | 950.0 | 2,695.0 | 2,675.6 | 2,169.1 | 4,844.6 | 65.2 | 43.8 | 55.6 | 1 | 1 | 85.3 | 76.0 | 81.8 |
| 20 | 池田町 | 1,291.0 | 546.0 | 1,837.0 | 1,753.9 | 1,278.3 | 3,032.2 | 73.6 | 42.7 | 60.6 | 4 | 4 | 1,232.0 | 646.0 | 1,878.0 | 2,484.4 | 1,936.7 | 4,421.1 | 49.6 | 33.4 | 42.5 | 4 | 4 | 95.4 | 118.3 | 102.2 |
| 21 | 養基組合 | 578.0 | － | 578.0 | 451.0 | － | 451.0 | 128.2 | － | 128.2 | | | 316.0 | － | 316.0 | 611.6 | － | 611.6 | 51.7 | － | 51.7 | 4 | | 54.7 | － | 54.7 |
| 22 | 関市 | 7,160.0 | 3,940.0 | 11,100.0 | 5,437.1 | 5,266.7 | 10,703.8 | 131.7 | 74.8 | 103.7 | | 4 | 7,104.0 | 3,892.0 | 10,996.0 | 8,447.1 | 7,886.7 | 16,333.8 | 84.1 | 49.3 | 67.3 | 4 | 4 | 99.2 | 98.8 | 99.1 |
| 23 | 美濃市 | 2,378.0 | 2,018.0 | 4,396.0 | 1,456.4 | 1,349.9 | 2,806.3 | 163.3 | 149.5 | 156.6 | | | 1,366.0 | 1,199.0 | 2,565.0 | 2,148.5 | 1,952.2 | 4,100.6 | 63.6 | 61.4 | 62.6 | 2 | 2 | 57.4 | 59.4 | 58.3 |
| 24 | 郡上市 | 4,343.0 | 1,920.0 | 6,263.0 | 4,134.2 | 3,425.9 | 7,560.1 | 105.1 | 56.0 | 82.8 | | 4 | 5,607.0 | 2,983.0 | 8,590.0 | 6,242.9 | 5,057.9 | 11,300.8 | 89.8 | 59.0 | 76.0 | 4 | 4 | 129.1 | 155.4 | 137.2 |
| 25 | 美濃加茂市 | 4,177.0 | 2,180.0 | 6,357.0 | 3,056.8 | 2,352.1 | 5,408.9 | 136.6 | 92.7 | 117.5 | | 4 | 4,393.0 | 2,380.0 | 6,773.0 | 4,777.8 | 3,563.5 | 8,341.2 | 91.9 | 66.8 | 81.2 | 4 | 4 | 105.2 | 109.2 | 106.5 |
| 26 | 可児市 | 5,803.0 | 3,435.0 | 9,238.0 | 5,036.2 | 4,090.7 | 9,126.8 | 115.2 | 84.0 | 101.2 | | 4 | 5,866.0 | 3,465.0 | 9,331.0 | 7,759.1 | 6,352.3 | 14,111.4 | 75.6 | 54.5 | 66.1 | 4 | 4 | 101.1 | 100.9 | 101.0 |
| 27 | 富加町 | 551.0 | － | 551.0 | 325.7 | － | 325.7 | 169.2 | － | 169.2 | | | 600.0 | － | 600.0 | 496.9 | － | 496.9 | 120.8 | － | 120.8 | | | 108.9 | － | 108.9 |
| 28 | 美濃加茂市富加町中学校組合 | － | 700.0 | 700.0 | － | 511.3 | 511.3 | － | 136.9 | 136.9 | | | － | 700.0 | 700.0 | － | 697.2 | 697.2 | － | 100.4 | 100.4 | | | － | 100.0 | 100.0 |
| 29 | 坂祝町 | 500.0 | 500.0 | 1,000.0 | 375.8 | 460.2 | 836.0 | 133.0 | 108.6 | 119.6 | | | 700.0 | 500.0 | 1,200.0 | 573.3 | 658.5 | 1,231.8 | 122.1 | 75.9 | 97.4 | | 4 | 140.0 | 100.0 | 120.0 |
| 30 | 川辺町 | 612.0 | 477.0 | 1,089.0 | 726.6 | 613.6 | 1,340.2 | 84.2 | 77.7 | 81.3 | 4 | 4 | 636.0 | 513.0 | 1,149.0 | 1,108.4 | 1,007.1 | 2,115.5 | 57.4 | 50.9 | 54.3 | 4 | 4 | 103.9 | 107.5 | 105.5 |
| 31 | 七宗町 | 383.0 | 296.0 | 679.0 | 350.8 | 424.4 | 775.2 | 109.2 | 69.7 | 87.6 | | 4 | 438.3 | 569.7 | 1,008.0 | 573.3 | 612.0 | 1,185.3 | 76.4 | 93.1 | 85.0 | 1 | 4 | 114.4 | 192.5 | 148.5 |
| 32 | 八百津町 | 1,160.0 | 799.0 | 1,959.0 | 1,027.3 | 767.0 | 1,794.3 | 112.9 | 104.2 | 109.2 | | | 1,120.0 | 788.0 | 1,908.0 | 1,528.9 | 1,162.0 | 2,690.9 | 73.3 | 67.8 | 70.9 | 4 | 4 | 96.6 | 98.6 | 97.4 |
| 33 | 白川町 | 1,179.0 | 858.2 | 2,037.2 | 876.9 | 818.1 | 1,695.1 | 134.4 | 104.9 | 120.2 | | | 1,125.0 | 818.0 | 1,943.0 | 1,337.8 | 1,162.0 | 2,499.8 | 84.1 | 70.4 | 77.7 | 4 | 4 | 95.4 | 95.3 | 95.4 |
| 34 | 東白川村 | 80.0 | 50.0 | 130.0 | 200.4 | 255.7 | 456.1 | 39.9 | 19.6 | 28.5 | 4 | 1 | 100.0 | 80.0 | 180.0 | 305.8 | 387.3 | 693.1 | 32.7 | 20.7 | 26.0 | 4 | 1 | 125.0 | 160.0 | 138.5 |
| 35 | 御嵩町 | 1,050.0 | 912.0 | 1,962.0 | 1,077.4 | 869.3 | 1,946.7 | 97.5 | 104.9 | 100.8 | 4 | | 1,050.0 | 918.0 | 1,968.0 | 1,605.3 | 1,316.9 | 2,922.3 | 65.4 | 69.7 | 67.3 | 4 | 4 | 100.0 | 100.7 | 100.3 |
| 36 | 可児市御嵩町中学校組合 | － | 432.0 | 432.0 | － | 562.5 | 562.5 | － | 76.8 | 76.8 | | 4 | － | 408.0 | 408.0 | － | 774.7 | 774.7 | － | 52.7 | 52.7 | | 4 | － | 94.4 | 94.4 |
| 37 | 多治見市 | 10,876.0 | 6,115.0 | 16,991.0 | 6,088.5 | 5,829.2 | 11,917.7 | 178.6 | 104.9 | 142.6 | | | 7,290.0 | 9,691.0 | 16,981.0 | 9,135.1 | 8,831.2 | 17,966.3 | 79.8 | 109.7 | 94.5 | 2 | | 67.0 | 158.5 | 99.9 |
| 38 | 土岐市 | 3,104.0 | 2,900.0 | 6,004.0 | 3,031.7 | 3,119.1 | 6,150.9 | 102.4 | 93.0 | 97.6 | | 1 | 2,955.0 | 2,800.0 | 5,755.0 | 4,663.1 | 4,570.5 | 9,233.6 | 63.4 | 61.3 | 62.3 | 1 | 1 | 95.2 | 96.6 | 95.9 |
| 39 | 瑞浪市 | 2,098.8 | 2,025.0 | 4,123.8 | 2,104.7 | 2,301.0 | 4,405.7 | 99.7 | 88.0 | 93.6 | 4 | 4 | 2,104.7 | 2,301.0 | 4,405.7 | 3,287.1 | 3,408.5 | 6,695.6 | 64.0 | 67.5 | 65.8 | 4 | 4 | 100.3 | 113.6 | 106.8 |
| 40 | 恵那市 | 3,733.0 | 2,962.0 | 6,695.0 | 3,633.1 | 3,272.5 | 6,905.6 | 102.8 | 90.5 | 97.0 | | 4 | 10,027.0 | 6,651.0 | 16,678.0 | 5,465.8 | 4,802.9 | 10,268.7 | 183.5 | 138.5 | 162.4 | | | 268.6 | 224.5 | 249.1 |
| 41 | 中津川市 | 7,556.0 | 4,700.0 | 12,256.0 | 5,136.4 | 4,908.8 | 10,045.2 | 147.1 | 95.7 | 122.0 | | 4 | 6,646.0 | 4,230.0 | 10,876.0 | 7,797.3 | 7,436.8 | 15,234.1 | 85.2 | 56.9 | 71.4 | 4 | 4 | 88.0 | 90.0 | 88.7 |
| 42 | 高山市 | 15,000.0 | 13,000.0 | 28,000.0 | 7,509.2 | 6,606.4 | 14,115.6 | 199.8 | 196.8 | 198.4 | | | 15,000.0 | 13,000.0 | 28,000.0 | 11,485.8 | 10,039.7 | 21,525.5 | 130.6 | 129.5 | 130.1 | | | 100.0 | 100.0 | 100.0 |
| 43 | 飛騨市 | 2,700.0 | 3,400.0 | 6,100.0 | 2,207.4 | 2,244.8 | 4,452.1 | 122.3 | 151.5 | 137.0 | | | 5,300.0 | 5,800.0 | 11,100.0 | 3,363.6 | 3,315.6 | 6,679.1 | 157.6 | 174.9 | 166.2 | | | 196.3 | 170.6 | 182.0 |
| 44 | 下呂市 | 5,364.0 | 3,489.0 | 8,853.0 | 3,056.8 | 2,556.7 | 5,613.4 | 175.5 | 136.5 | 157.7 | | | 5,793.0 | 3,623.0 | 9,416.0 | 4,689.9 | 3,772.6 | 8,462.5 | 123.5 | 96.0 | 111.3 | | 4 | 108.0 | 103.8 | 106.4 |
| 45 | 白川村 | 737.0 | 252.0 | 989.0 | 343.3 | 214.8 | 558.0 | 214.7 | 117.3 | 177.2 | | | 770.0 | 254.0 | 1,024.0 | 584.8 | 325.4 | 910.2 | 131.7 | 78.1 | 112.5 | | 4 | 104.5 | 100.8 | 103.5 |
| 合 計 | | 178,942.3 | 118,373.6 | 297,315.9 | 121,572.8 | 108,423.1 | 229,995.9 | 147.2 | 109.2 | 129.3 | | | 184,839.1 | 159,752.7 | 344,591.8 | 186,155.3 | 163,795.4 | 349,950.8 | 99.3 | 97.5 | 98.5 | | | 103.3 | 135.0 | 115.9 |

## 【静岡県】

【小・中学校分集計表】

| 番号 | 設置者名 | 18年度 図書購入費（予算額） 小 (A) | 中 (B) | 計 (C) | おおよその基準財政需要額（18’） 小 (D) | 中 (E) | 計 (F) | 予算措置率 小 (A)／(D) (G) | 中 (B)／(E) (H) | 計 (C)／(F) (I) | 予算措置率が100%未満の理由 番号（1～4） 小 | 中 | 19年度 図書購入費（予算額） 小 (J) | 中 (K) | 計 (L) | おおよその基準財政需要額（19’） 小 (M) | 中 (N) | 計 (O) | 予算措置率 小 (J)／(M) (P) | 中 (K)／(N) (Q) | 計 (L)／(O) (R) | 予算措置率が100%未満の理由 番号（1～4） 小 | 中 | 18’予算額との比較（伸び率） 小 (J)/(A) (S) | 中 (K)/(B) (T) | 計 (L)/(C) (U) |
|---|---|---|---|---|---|---|---|---|---|---|---|---|---|---|---|---|---|---|---|---|---|---|---|---|---|---|
| | | 千円 | 千円 | 千円 | 千円 | 千円 | 千円 | % | % | % | | | 千円 | 千円 | 千円 | 千円 | 千円 | 千円 | % | % | % | | | % | % | % |
| 1 | 沼津市 | 10,504.5 | 8,161.0 | 18,665.5 | 9,591.3 | 9,321.6 | 18,912.9 | 109.5 | 87.5 | 98.7 | | 3 | 10,462.8 | 7,959.2 | 18,422.0 | 14,707.9 | 14,308.1 | 29,016.0 | 71.1 | 55.6 | 63.5 | 1 | 3 | 99.6 | 97.5 | 98.7 |
| 2 | 熱海市 | 1,741.0 | 1,265.0 | 3,006.0 | 1,728.8 | 1,636.3 | 3,365.1 | 100.7 | 77.3 | 89.3 | | 4 | 1,673.0 | 1,193.0 | 2,866.0 | 2,675.6 | 2,478.9 | 5,154.5 | 62.5 | 48.1 | 55.6 | 4 | 4 | 96.1 | 94.3 | 95.3 |
| 3 | 三島市 | 6,319.0 | 6,853.0 | 13,172.0 | 5,336.8 | 4,857.7 | 10,194.5 | 118.4 | 141.1 | 129.2 | | | 6,230.0 | 5,853.0 | 12,083.0 | 8,026.7 | 7,204.4 | 15,231.1 | 77.6 | 81.2 | 79.3 | 3 | 3 | 98.6 | 85.4 | 91.7 |
| 4 | 富士宮市 | 3,400.0 | 2,600.0 | 6,000.0 | 6,188.7 | 6,136.0 | 12,324.7 | 54.9 | 42.4 | 48.7 | 4 | 4 | 6,354.0 | 4,200.0 | 10,554.0 | 9,440.9 | 8,986.1 | 18,427.0 | 67.3 | 46.7 | 57.3 | 4 | 4 | 186.9 | 161.5 | 175.9 |
| 5 | 伊東市 | 3,738.0 | 3,222.0 | 6,960.0 | 3,182.1 | 3,016.9 | 6,198.9 | 117.5 | 106.8 | 112.3 | | | 3,738.0 | 3,222.0 | 6,960.0 | 4,854.2 | 4,570.5 | 9,424.8 | 77.0 | 70.5 | 73.8 | 4 | 4 | 100.0 | 100.0 | 100.0 |
| 6 | 富士市 | 11,240.0 | 6,790.0 | 18,030.0 | 11,926.4 | 11,402.7 | 23,329.2 | 94.2 | 59.5 | 77.3 | 4 | 4 | 13,180.0 | 8,790.0 | 21,970.0 | 18,040.9 | 17,352.5 | 35,393.4 | 73.1 | 50.7 | 62.1 | 4 | 4 | 117.3 | 129.5 | 121.9 |
| 7 | 御殿場市 | 4,175.0 | 2,510.0 | 6,685.0 | 4,334.6 | 4,039.5 | 8,374.1 | 96.3 | 62.1 | 79.8 | 3 | 3 | 5,210.0 | 2,560.0 | 7,770.0 | 6,688.9 | 6,274.8 | 12,963.7 | 77.9 | 40.8 | 59.9 | 3 | 3 | 124.8 | 102.0 | 116.2 |
| 8 | 下田市 | 948.0 | 755.0 | 1,703.0 | 1,353.0 | 1,339.7 | 2,692.7 | 70.1 | 56.4 | 63.2 | 4 | 4 | 948.0 | 780.0 | 1,728.0 | 2,064.0 | 1,983.1 | 4,047.1 | 45.9 | 39.3 | 42.7 | 4 | 4 | 100.0 | 103.3 | 101.5 |
| 9 | 裾野市 | 3,514.0 | 2,994.0 | 6,508.0 | 2,680.9 | 2,607.8 | 5,288.7 | 131.1 | 114.8 | 123.1 | | | 3,814.0 | 3,037.0 | 6,851.0 | 4,128.0 | 3,873.3 | 8,001.3 | 92.4 | 78.4 | 85.6 | 4 | 4 | 108.5 | 101.4 | 105.3 |
| 10 | 伊豆市 | 2,182.0 | 1,910.0 | 4,092.0 | 2,240.0 | 1,769.2 | 4,009.2 | 97.4 | 108.0 | 102.1 | 4 | | 2,182.0 | 1,910.0 | 4,092.0 | 3,245.1 | 2,804.3 | 6,049.4 | 67.2 | 68.1 | 67.6 | 4 | 4 | 100.0 | 100.0 | 100.0 |
| 11 | 伊豆の国市 | 4,300.0 | 2,420.0 | 6,720.0 | 2,555.7 | 2,198.7 | 4,754.4 | 168.3 | 110.1 | 141.3 | | | 4,458.0 | 2,758.0 | 7,216.0 | 3,822.2 | 3,331.1 | 7,153.3 | 116.6 | 82.8 | 100.9 | | 4 | 103.7 | 114.0 | 107.4 |
| 12 | 東伊豆町 | 700.0 | 600.0 | 1,300.0 | 776.7 | 715.9 | 1,492.6 | 90.1 | 83.8 | 87.1 | 4 | 4 | 1,000.0 | 800.0 | 1,800.0 | 1,223.1 | 1,162.0 | 2,385.1 | 81.8 | 68.8 | 75.5 | 4 | 4 | 142.9 | 133.3 | 138.5 |
| 13 | 河津町 | 420.0 | 248.0 | 668.0 | 576.3 | 409.1 | 985.3 | 72.9 | 60.6 | 67.8 | 4 | 4 | 409.0 | 300.0 | 709.0 | 840.9 | 619.7 | 1,460.6 | 48.6 | 48.4 | 48.5 | 4 | 4 | 97.4 | 121.0 | 106.1 |
| 14 | 南伊豆町 | 500.0 | 400.0 | 900.0 | 626.4 | 511.3 | 1,137.7 | 79.8 | 78.2 | 79.1 | 4 | 4 | 555.0 | 400.0 | 955.0 | 993.8 | 697.2 | 1,691.0 | 55.8 | 57.4 | 56.5 | 4 | 4 | 111.0 | 100.0 | 106.1 |
| 15 | 松崎町 | 686.0 | 170.0 | 856.0 | 601.3 | 357.9 | 959.3 | 114.1 | 47.5 | 89.2 | | 4 | 450.0 | 150.0 | 600.0 | 726.2 | 542.3 | 1,268.5 | 62.0 | 27.7 | 47.3 | 4 | 4 | 65.6 | 88.2 | 70.1 |
| 16 | 西伊豆町 | 880.0 | 1,500.0 | 2,380.0 | 601.3 | 511.3 | 1,112.7 | 146.3 | 293.4 | 213.9 | | | 600.0 | 700.0 | 1,300.0 | 833.2 | 774.7 | 1,607.9 | 72.0 | 90.4 | 80.9 | 4 | 4 | 68.2 | 46.7 | 54.6 |
| 17 | 函南町 | 2,939.0 | 1,730.0 | 4,669.0 | 1,753.9 | 1,738.5 | 3,492.4 | 167.6 | 99.5 | 133.7 | | 3 | 2,930.0 | 2,036.0 | 4,966.0 | 2,637.3 | 2,633.9 | 5,271.2 | 111.1 | 77.3 | 94.2 | | 3 | 99.7 | 117.7 | 106.4 |
| 18 | 清水町 | 1,500.0 | 1,050.0 | 2,550.0 | 1,628.6 | 1,482.9 | 3,111.5 | 92.1 | 70.8 | 82.0 | 4 | 4 | 1,500.0 | 1,050.0 | 2,550.0 | 2,484.4 | 2,246.5 | 4,731.0 | 60.4 | 46.7 | 53.9 | 4 | 4 | 100.0 | 100.0 | 100.0 |
| 19 | 長泉町 | 2,250.0 | 1,500.0 | 3,750.0 | 1,753.9 | 1,585.1 | 3,339.0 | 128.3 | 94.6 | 112.3 | | 4 | 2,250.0 | 1,500.0 | 3,750.0 | 2,828.4 | 2,324.0 | 5,152.4 | 79.5 | 64.5 | 72.8 | 4 | 4 | 100.0 | 100.0 | 100.0 |
| 20 | 小山町 | 1,935.0 | 1,030.0 | 2,965.0 | 1,277.8 | 1,227.2 | 2,505.0 | 151.4 | 83.9 | 118.4 | | 4 | 1,920.0 | 930.0 | 2,850.0 | 1,949.3 | 1,936.7 | 3,886.0 | 98.5 | 48.0 | 73.3 | 4 | 4 | 99.2 | 90.3 | 96.1 |
| 21 | 芝川町 | 1,069.5 | 552.5 | 1,622.0 | 701.6 | 562.5 | 1,264.0 | 152.4 | 98.2 | 128.3 | | 4 | 797.2 | 438.0 | 1,235.2 | 993.8 | 852.1 | 1,845.9 | 80.2 | 51.4 | 66.9 | 1 | 1 | 74.5 | 79.3 | 76.2 |
| 22 | 焼津市 | 6,958.0 | 3,297.2 | 10,255.2 | 5,221.6 | 4,944.6 | 10,166.2 | 133.3 | 66.7 | 100.9 | | 4 | 6,897.0 | 3,292.0 | 10,189.0 | 7,938.8 | 7,460.0 | 15,398.8 | 86.9 | 44.1 | 66.2 | 4 | 4 | 99.1 | 99.8 | 99.4 |
| 23 | 藤枝市 | 7,812.0 | 4,577.0 | 12,389.0 | 6,163.7 | 5,522.4 | 11,686.1 | 126.7 | 82.9 | 106.0 | | 3 | 7,645.0 | 4,580.0 | 12,225.0 | 9,402.7 | 8,366.4 | 17,769.1 | 81.3 | 54.7 | 68.8 | 3 | 3 | 97.9 | 100.1 | 98.7 |
| 24 | 島田市 | 5,619.0 | 11,350.0 | 16,969.0 | 5,236.6 | 4,489.5 | 9,726.1 | 107.3 | 252.8 | 174.5 | | | 5,854.0 | 3,295.0 | 9,149.0 | 7,984.6 | 6,739.6 | 14,724.2 | 73.3 | 48.9 | 62.1 | 4 | 4 | 104.2 | 29.0 | 53.9 |
| 25 | 掛川市 | 10,872.0 | 5,314.0 | 16,186.0 | 6,263.9 | 5,778.1 | 12,042.0 | 173.6 | 92.0 | 134.4 | | 4 | 10,230.0 | 5,062.0 | 15,292.0 | 9,593.8 | 8,676.3 | 18,270.0 | 106.6 | 58.3 | 83.7 | | 4 | 94.1 | 95.3 | 94.5 |
| 26 | 御前崎市 | 3,500.0 | 1,200.0 | 4,700.0 | 1,829.1 | 1,073.8 | 2,902.9 | 191.4 | 111.8 | 161.9 | | | 3,382.0 | 1,152.0 | 4,534.0 | 2,828.4 | 1,626.8 | 4,455.2 | 119.6 | 70.8 | 101.8 | | 4 | 96.6 | 96.0 | 96.5 |
| 27 | 御前崎市・牧之原市学校組合 | － | 1,000.0 | 1,000.0 | － | 869.3 | 869.3 | － | 115.0 | 115.0 | | | － | 900.0 | 900.0 | － | 1,316.9 | 1,316.9 | － | 68.3 | 68.3 | | 4 | － | 90.0 | 90.0 |
| 28 | 菊川市 | 1,909.0 | 1,430.0 | 3,339.0 | 2,630.8 | 2,229.4 | 4,860.2 | 72.6 | 64.1 | 68.7 | 3 | 3 | 1,947.0 | 1,386.0 | 3,333.0 | 4,013.3 | 3,183.9 | 7,197.2 | 48.5 | 43.5 | 46.3 | 3 | 3 | 102.0 | 96.9 | 99.8 |
| 29 | 牧之原市 | 2,522.0 | 1,978.0 | 4,500.0 | 2,643.4 | 1,999.3 | 4,642.7 | 95.4 | 98.9 | 96.9 | 4 | 4 | 2,414.0 | 1,800.0 | 4,214.0 | 4,024.8 | 3,083.2 | 7,108.0 | 60.0 | 58.4 | 59.3 | 4 | 4 | 95.7 | 91.0 | 93.6 |
| 30 | 牧之原市菊川市学校組合 | 270.0 | 315.0 | 585.0 | 175.4 | 214.8 | 390.1 | 153.9 | 146.7 | 149.9 | | | 270.0 | 315.0 | 585.0 | 267.6 | 232.4 | 500.0 | 100.9 | 135.5 | 117.0 | | | 100.0 | 100.0 | 100.0 |
| 31 | 磐田市 | 11,228.0 | 7,591.0 | 18,819.0 | 8,501.4 | 7,634.2 | 16,135.6 | 132.1 | 99.4 | 116.6 | | 4 | 11,290.0 | 7,902.0 | 19,192.0 | 13,030.0 | 11,457.3 | 24,487.3 | 86.6 | 69.0 | 78.4 | 4 | 4 | 100.6 | 104.1 | 102.0 |
| 32 | 袋井市 | 6,264.0 | 4,098.0 | 10,362.0 | 4,434.8 | 3,681.6 | 8,116.4 | 141.2 | 111.3 | 127.7 | | | 5,904.0 | 4,028.0 | 9,932.0 | 6,994.7 | 5,500.1 | 12,494.8 | 84.4 | 73.2 | 79.5 | 4 | 4 | 94.3 | 98.3 | 95.9 |
| 33 | 湖西市 | 2,220.0 | 2,115.0 | 4,335.0 | 2,204.9 | 2,045.3 | 4,250.2 | 100.7 | 103.4 | 102.0 | | | 2,134.0 | 2,030.0 | 4,164.0 | 3,398.3 | 3,136.0 | 6,534.3 | 62.8 | 64.7 | 63.7 | 4 | 4 | 96.1 | 96.0 | 96.1 |
| 34 | 富士川町 | 2,600.0 | 2,300.0 | 4,900.0 | 776.7 | 767.0 | 1,543.7 | 334.7 | 299.9 | 317.4 | | | 2,000.0 | 2,000.0 | 4,000.0 | 1,146.7 | 1,162.0 | 2,308.7 | 174.4 | 172.1 | 173.3 | | | 76.9 | 87.0 | 81.6 |
| 35 | 由比町 | 1,000.0 | 600.0 | 1,600.0 | 501.1 | 460.2 | 961.3 | 199.6 | 130.4 | 166.4 | | | 1,000.0 | 600.0 | 1,600.0 | 764.4 | 697.2 | 1,461.6 | 130.8 | 86.1 | 109.5 | | 4 | 100.0 | 100.0 | 100.0 |
| 36 | 岡部町 | 1,124.0 | 382.0 | 1,506.0 | 651.4 | 715.9 | 1,367.3 | 172.5 | 53.4 | 110.1 | | 4 | 1,114.0 | 352.0 | 1,466.0 | 993.8 | 1,084.5 | 2,078.3 | 112.1 | 32.5 | 70.5 | | 4 | 99.1 | 92.1 | 97.3 |
| 37 | 大井川町 | 1,409.0 | 900.0 | 2,309.0 | 1,202.7 | 1,176.1 | 2,378.7 | 117.2 | 76.5 | 97.1 | | 4 | 1,364.0 | 900.0 | 2,264.0 | 1,815.6 | 1,727.5 | 3,543.1 | 75.1 | 52.1 | 63.9 | 4 | 4 | 96.8 | 100.0 | 98.1 |
| 38 | 吉田町 | 1,819.0 | 870.0 | 2,689.0 | 1,553.4 | 1,329.5 | 2,882.9 | 117.1 | 65.4 | 93.3 | | 4 | 1,835.0 | 855.0 | 2,690.0 | 2,366.0 | 2,014.1 | 4,380.1 | 77.6 | 42.5 | 61.4 | 4 | 4 | 100.9 | 98.3 | 100.0 |
| 39 | 川根町 | 200.0 | 322.0 | 522.0 | 375.8 | 511.3 | 887.2 | 53.2 | 63.0 | 58.8 | 4 | 4 | 164.0 | 288.0 | 452.0 | 458.7 | 619.7 | 1,078.4 | 35.8 | 46.5 | 41.9 | 4 | 4 | 82.0 | 89.4 | 86.6 |
| 40 | 川根本町 | 1,441.0 | 853.0 | 2,294.0 | 719.1 | 511.3 | 1,230.4 | 200.4 | 166.8 | 186.4 | | | 1,272.0 | 806.0 | 2,078.0 | 1,062.6 | 774.7 | 1,837.2 | 119.7 | 104.0 | 113.1 | | | 88.3 | 94.5 | 90.6 |
| 41 | 森町 | 250.0 | 150.0 | 400.0 | 1,252.8 | 1,124.9 | 2,377.7 | 20.0 | 13.3 | 16.8 | 4 | 4 | 450.0 | 270.0 | 720.0 | 1,911.1 | 1,781.7 | 3,692.8 | 23.5 | 15.2 | 19.5 | 4 | 4 | 180.0 | 180.0 | 180.0 |
| 42 | 新居町 | 675.0 | 631.0 | 1,306.0 | 676.5 | 767.0 | 1,443.5 | 99.8 | 82.3 | 90.5 | 4 | 4 | 600.0 | 607.0 | 1,207.0 | 1,070.2 | 1,162.0 | 2,232.2 | 56.1 | 52.2 | 54.1 | 4 | 4 | 88.9 | 96.2 | 92.4 |
| 43 | 静岡市 | 33,186.0 | 30,490.0 | 63,676.0 | 31,665.2 | 27,341.0 | 59,006.2 | 104.8 | 111.5 | 107.9 | | | 33,108.0 | 30,490.0 | 63,598.0 | 48,393.2 | 41,080.6 | 89,473.7 | 68.4 | 74.2 | 71.1 | 4 | 4 | 99.8 | 100.0 | 99.9 |
| 44 | 浜松市 | 45,275.0 | 30,955.0 | 76,230.0 | 39,211.9 | 33,748.0 | 72,959.9 | 115.5 | 91.7 | 104.5 | | 4 | 45,350.0 | 31,237.0 | 76,587.0 | 60,276.4 | 50,275.9 | 110,552.3 | 75.2 | 62.1 | 69.3 | 4 | 4 | 100.2 | 100.9 | 100.5 |
| 合 計 | | 213,094.0 | 160,978.7 | 374,072.7 | 185,308.4 | 166,362.3 | 351,670.7 | 115.0 | 96.8 | 106.4 | | | 216,885.0 | 154,713.2 | 371,598.2 | 282,940.4 | 250,115.2 | 533,055.6 | 76.7 | 61.9 | 69.7 | | | 101.8 | 96.1 | 99.3 |

| 番号 | 設置者名 | 18年度 図書購入費（予算額） 小 (A) | 中 (B) | 計 (C) | おおよその基準財政需要額（18’） 小 (D) | 中 (E) | 計 (F) | 予算措置率 小 (A)／(D) (G) | 中 (B)／(E) (H) | 計 (C)／(F) (I) | 予算措置率が100%未満の理由 番号（1～4） 小 | 中 | 19年度 図書購入費（予算額） 小 (J) | 中 (K) | 計 (L) | おおよその基準財政需要額（19’） 小 (M) | 中 (N) | 計 (O) | 予算措置率 小 (J)／(M) (P) | 中 (K)／(N) (Q) | 計 (L)／(O) (R) | 予算措置率が100%未満の理由 番号（1～4） 小 | 中 | 18’予算額との比較（伸び率） 小 (J)/(A) (S) | 中 (K)/(B) (T) | 計 (L)/(C) (U) |
|---|---|---|---|---|---|---|---|---|---|---|---|---|---|---|---|---|---|---|---|---|---|---|---|---|---|---|
| | | 千円 | 千円 | 千円 | 千円 | 千円 | 千円 | % | % | % | | | 千円 | 千円 | 千円 | 千円 | 千円 | 千円 | % | % | % | | | % | % | % |
| 1 | 名古屋市 | 243,229.0 | 191,497.0 | 434,726.0 | 101,627.8 | 82,365.6 | 183,993.4 | 239.3 | 232.5 | 236.3 | | | 244,165.0 | 191,497.0 | 435,662.0 | 156,030.8 | 125,914.3 | 281,945.1 | 156.5 | 152.1 | 154.5 | | | 100.4 | 100.0 | 100.2 |
| 2 | 一宮市 | 18,714.0 | 16,289.0 | 35,003.0 | 19,676.1 | 16,976.3 | 36,652.4 | 95.1 | 96.0 | 95.5 | 4 | 4 | 18,714.0 | 16,289.0 | 35,003.0 | 30,230.0 | 26,315.4 | 56,545.4 | 61.9 | 61.9 | 61.9 | 4 | 4 | 100.0 | 100.0 | 100.0 |
| 3 | 稲沢市 | 8,060.0 | 5,950.0 | 14,010.0 | 7,539.2 | 6,033.7 | 13,573.0 | 106.9 | 98.6 | 103.2 | | 4 | 11,735.0 | 9,064.0 | 20,799.0 | 11,715.1 | 9,110.1 | 20,825.2 | 100.2 | 99.5 | 99.9 | | 4 | 145.6 | 152.3 | 148.5 |
| 4 | 瀬戸市 | 9,422.0 | 5,083.0 | 14,505.0 | 6,584.6 | 5,573.5 | 12,158.1 | 143.1 | 91.2 | 119.3 | | 4 | 9,361.0 | 5,270.0 | 14,631.0 | 10,151.8 | 8,653.0 | 18,804.8 | 92.2 | 60.9 | 77.8 | 4 | 4 | 99.4 | 103.7 | 100.9 |
| 5 | 春日井市 | 16,616.0 | 8,224.0 | 24,840.0 | 15,354.0 | 11,489.7 | 26,843.7 | 108.2 | 71.6 | 92.5 | | 4 | 18,618.0 | 7,209.0 | 25,827.0 | 24,083.8 | 17,987.8 | 42,071.6 | 77.3 | 40.1 | 61.4 | 4 | 4 | 112.0 | 87.7 | 104.0 |
| 6 | 小牧市 | 8,000.0 | 10,000.0 | 18,000.0 | 7,739.7 | 6,882.5 | 14,622.2 | 103.4 | 145.3 | 123.1 | | | 8,000.0 | 10,000.0 | 18,000.0 | 11,948.3 | 10,667.2 | 22,615.4 | 67.0 | 93.7 | 79.6 | 4 | 4 | 100.0 | 100.0 | 100.0 |
| 7 | 尾張旭市 | 6,200.0 | 3,000.0 | 9,200.0 | 4,096.6 | 3,231.6 | 7,328.2 | 151.3 | 92.8 | 125.5 | | 4 | 6,200.0 | 3,000.0 | 9,200.0 | 6,383.1 | 5,066.3 | 11,449.4 | 97.1 | 59.2 | 80.4 | 4 | 4 | 100.0 | 100.0 | 100.0 |
| 8 | 豊明市 | 3,346.0 | 2,338.0 | 5,684.0 | 3,638.1 | 2,740.7 | 6,378.8 | 92.0 | 85.3 | 89.1 | 4 | 4 | 4,246.0 | 2,638.0 | 6,884.0 | 5,576.6 | 4,237.4 | 9,814.0 | 76.1 | 62.3 | 70.1 | 4 | 4 | 126.9 | 112.8 | 121.1 |
| 9 | 日進市 | 6,150.0 | 3,300.0 | 9,450.0 | 4,239.4 | 3,313.4 | 7,552.8 | 145.1 | 99.6 | 125.1 | | 4 | 6,150.0 | 3,300.0 | 9,450.0 | 6,509.2 | 5,445.9 | 11,955.2 | 94.5 | 60.6 | 79.0 | 4 | 4 | 100.0 | 100.0 | 100.0 |
| 10 | 清須市 | 5,789.0 | 1,725.0 | 7,514.0 | 2,588.2 | 2,183.4 | 4,771.6 | 223.7 | 79.0 | 157.5 | | 4 | 4,690.0 | 1,600.0 | 6,290.0 | 3,956.0 | 3,346.6 | 7,302.6 | 118.6 | 47.8 | 86.1 | | 4 | 81.0 | 92.8 | 83.7 |
| 11 | 北名古屋市 | 7,270.0 | 3,001.0 | 10,271.0 | 4,046.5 | 3,206.1 | 7,252.5 | 179.7 | 93.6 | 141.6 | | 4 | 6,923.0 | 3,059.0 | 9,982.0 | 6,222.6 | 4,981.1 | 11,203.7 | 111.3 | 61.4 | 89.1 | | 4 | 95.2 | 101.9 | 97.2 |
| 12 | 愛知郡東郷町 | 3,847.0 | 2,400.0 | 6,247.0 | 2,387.8 | 1,794.8 | 4,182.6 | 161.1 | 133.7 | 149.4 | | | 5,190.0 | 2,538.0 | 7,728.0 | 3,956.0 | 2,804.3 | 6,760.3 | 131.2 | 90.5 | 114.3 | | 4 | 134.9 | 105.8 | 123.7 |
| 13 | 愛知郡長久手町 | 3,956.0 | 2,235.0 | 6,191.0 | 2,437.9 | 1,794.8 | 4,232.7 | 162.3 | 124.5 | 146.3 | | | 4,180.0 | 2,493.0 | 6,673.0 | 3,841.3 | 2,804.3 | 6,645.6 | 108.8 | 88.9 | 100.4 | | 4 | 105.7 | 111.5 | 107.8 |
| 14 | 西春日井郡豊山町 | 1,820.0 | 800.0 | 2,620.0 | 759.2 | 608.5 | 1,367.7 | 239.7 | 131.5 | 191.6 | | | 1,820.0 | 800.0 | 2,620.0 | 1,154.3 | 883.1 | 2,037.4 | 157.7 | 90.6 | 128.6 | | 4 | 100.0 | 100.0 | 100.0 |
| 15 | 西春日井郡春日町 | 900.0 | 470.0 | 1,370.0 | 400.9 | 409.1 | 810.0 | 224.5 | 114.9 | 169.1 | | | 900.0 | 470.0 | 1,370.0 | 615.4 | 612.0 | 1,227.4 | 146.3 | 76.8 | 111.6 | | 4 | 100.0 | 100.0 | 100.0 |
| 16 | 犬山市 | 3,000.0 | 1,200.0 | 4,200.0 | 3,821.0 | 2,950.4 | 6,771.4 | 78.5 | 40.7 | 62.0 | 4 | 4 | 3,000.0 | 1,200.0 | 4,200.0 | 5,993.2 | 4,516.3 | 10,509.6 | 50.1 | 26.6 | 40.0 | 4 | 4 | 100.0 | 100.0 | 100.0 |
| 17 | 江南市 | 5,077.0 | 4,500.0 | 9,577.0 | 4,951.0 | 4,387.2 | 9,338.2 | 102.5 | 102.6 | 102.6 | | | 5,100.0 | 4,500.0 | 9,600.0 | 7,568.0 | 6,770.6 | 14,338.6 | 67.4 | 66.5 | 67.0 | 4 | 4 | 100.5 | 100.0 | 100.2 |
| 18 | 岩倉市 | 4,012.0 | 1,988.0 | 6,000.0 | 2,300.1 | 1,856.1 | 4,156.2 | 174.4 | 107.1 | 144.4 | | | 3,865.0 | 2,135.0 | 6,000.0 | 3,535.6 | 2,773.3 | 6,308.9 | 109.3 | 77.0 | 95.1 | | 4 | 96.3 | 107.4 | 100.0 |
| 19 | 丹羽郡大口町 | 4,477.9 | 1,877.6 | 6,355.5 | 1,302.9 | 1,022.7 | 2,325.6 | 343.7 | 183.6 | 273.3 | | | 4,446.8 | 1,990.8 | 6,437.6 | 2,025.8 | 1,704.3 | 3,730.0 | 219.5 | 116.8 | 172.6 | | | 99.3 | 106.0 | 101.3 |
| 20 | 丹羽郡扶桑町 | 1,844.0 | 1,122.0 | 2,966.0 | 1,703.8 | 1,431.7 | 3,135.5 | 108.2 | 78.4 | 94.6 | | 4 | 1,775.0 | 1,099.0 | 2,874.0 | 2,595.3 | 2,324.0 | 4,919.3 | 68.4 | 47.3 | 58.4 | 4 | 4 | 96.3 | 98.0 | 96.9 |
| 21 | 津島市 | 2,456.0 | 2,544.0 | 5,000.0 | 3,467.7 | 3,078.2 | 6,545.9 | 70.8 | 82.6 | 76.4 | 4 | 4 | 3,633.0 | 3,068.0 | 6,701.0 | 5,454.3 | 4,748.7 | 10,203.0 | 66.6 | 64.6 | 65.7 | 4 | 4 | 147.9 | 120.6 | 134.0 |
| 22 | 愛西市 | 6,440.0 | 3,933.0 | 10,373.0 | 3,971.3 | 3,333.9 | 7,305.2 | 162.2 | 118.0 | 142.0 | | | 6,980.0 | 4,177.0 | 11,157.0 | 6,184.4 | 5,058.6 | 11,242.9 | 112.9 | 82.6 | 99.2 | | 4 | 108.4 | 106.2 | 107.6 |
| 23 | 弥富市 | 2,545.0 | 2,130.0 | 4,675.0 | 2,312.6 | 2,050.4 | 4,363.1 | 110.0 | 103.9 | 107.1 | | | 2,545.0 | 2,130.0 | 4,675.0 | 3,573.8 | 3,106.4 | 6,680.2 | 71.2 | 68.6 | 70.0 | 3 | 3 | 100.0 | 100.0 | 100.0 |
| 24 | 海部郡七宝町 | 1,920.0 | 1,090.0 | 3,010.0 | 1,205.2 | 1,027.8 | 2,233.0 | 159.3 | 106.1 | 134.8 | | | 1,910.0 | 1,090.0 | 3,000.0 | 2,037.2 | 1,557.1 | 3,594.3 | 93.8 | 70.0 | 83.5 | 4 | 4 | 99.5 | 100.0 | 99.7 |
| 25 | 海部郡美和町 | 1,800.0 | 900.0 | 2,700.0 | 1,307.9 | 976.6 | 2,284.5 | 137.6 | 92.2 | 118.2 | | 4 | 1,564.0 | 800.0 | 2,364.0 | 1,999.0 | 1,479.6 | 3,478.6 | 78.2 | 54.1 | 68.0 | 4 | 4 | 86.9 | 88.9 | 87.6 |
| 26 | 海部郡甚目寺町 | 2,400.0 | 1,520.0 | 3,920.0 | 2,084.6 | 1,590.2 | 3,674.9 | 115.1 | 95.6 | 106.7 | | 4 | 2,300.0 | 1,520.0 | 3,820.0 | 3,226.0 | 2,649.4 | 5,875.3 | 71.3 | 57.4 | 65.0 | 4 | 4 | 95.8 | 100.0 | 97.4 |
| 27 | 海部郡大治町 | 640.0 | 200.0 | 840.0 | 1,658.7 | 1,171.0 | 2,829.6 | 38.6 | 17.1 | 29.7 | 4 | 4 | 1,000.0 | 300.0 | 1,300.0 | 2,610.6 | 1,789.5 | 4,400.1 | 38.3 | 16.8 | 29.5 | 4 | 1 | 156.3 | 150.0 | 154.8 |
| 28 | 海部郡蟹江町 | 1,800.0 | 830.0 | 2,630.0 | 2,079.6 | 1,743.6 | 3,823.3 | 86.6 | 47.6 | 68.8 | 1 | 1 | 1,824.0 | 830.0 | 2,654.0 | 3,157.2 | 2,641.6 | 5,798.8 | 57.8 | 31.4 | 45.8 | 1 | 1 | 101.3 | 100.0 | 100.9 |
| 29 | 海部郡飛島村 | 600.0 | 700.0 | 1,300.0 | 245.5 | 255.7 | 501.2 | 244.4 | 273.8 | 259.4 | | | 600.0 | 700.0 | 1,300.0 | 340.2 | 387.3 | 727.5 | 176.4 | 180.7 | 178.7 | | | 100.0 | 100.0 | 100.0 |
| 30 | 半田市 | 11,024.0 | 6,048.0 | 17,072.0 | 6,409.2 | 5,588.9 | 11,998.1 | 172.0 | 108.2 | 142.3 | | | 11,132.0 | 6,060.0 | 17,192.0 | 9,987.5 | 8,482.6 | 18,470.1 | 111.5 | 71.4 | 93.1 | | 4 | 101.0 | 100.2 | 100.7 |
| 31 | 常滑市 | 5,156.5 | 2,800.0 | 7,956.5 | 2,756.1 | 2,505.5 | 5,261.6 | 187.1 | 111.8 | 151.2 | | | 4,650.0 | 2,600.0 | 7,250.0 | 4,204.4 | 3,788.1 | 7,992.6 | 110.6 | 68.6 | 90.7 | | 4 | 90.2 | 92.9 | 91.1 |
| 32 | 東海市 | 7,500.0 | 5,500.0 | 13,000.0 | 5,402.0 | 4,576.4 | 9,978.4 | 138.8 | 120.2 | 130.3 | | | 7,500.0 | 11,000.0 | 18,500.0 | 8,412.7 | 7,088.2 | 15,500.9 | 89.2 | 155.2 | 119.3 | 1 | | 100.0 | 200.0 | 142.3 |
| 33 | 大府市 | 7,424.0 | 5,580.0 | 13,004.0 | 3,996.4 | 3,333.9 | 7,330.3 | 185.8 | 167.4 | 177.4 | | | 7,424.0 | 5,580.0 | 13,004.0 | 6,383.1 | 5,298.7 | 11,681.8 | 116.3 | 105.3 | 111.3 | | | 100.0 | 100.0 | 100.0 |
| 34 | 知多市 | 9,780.5 | 6,808.0 | 16,588.5 | 4,372.2 | 3,794.1 | 8,166.3 | 223.7 | 179.4 | 203.1 | | | 9,944.0 | 6,775.6 | 16,719.6 | 6,960.3 | 5,763.5 | 12,723.8 | 142.9 | 117.6 | 131.4 | | | 101.7 | 99.5 | 100.8 |
| 35 | 知多郡阿久比町 | 2,659.0 | 1,278.0 | 3,937.0 | 1,302.9 | 1,114.7 | 2,417.6 | 204.1 | 114.6 | 162.8 | | | 2,642.0 | 1,317.0 | 3,959.0 | 1,987.6 | 1,696.5 | 3,684.1 | 132.9 | 77.6 | 107.5 | | 4 | 99.4 | 103.1 | 100.6 |
| 36 | 知多郡東浦町 | 4,588.0 | 2,825.0 | 7,413.0 | 2,931.5 | 2,352.1 | 5,283.6 | 156.5 | 120.1 | 140.3 | | | 6,140.0 | 4,374.0 | 10,514.0 | 4,472.0 | 3,718.4 | 8,190.4 | 137.3 | 117.6 | 128.4 | | | 133.8 | 154.8 | 141.8 |
| 37 | 知多郡南知多町 | 1,276.0 | 1,498.0 | 2,774.0 | 1,450.7 | 1,375.5 | 2,826.2 | 88.0 | 108.9 | 98.2 | 4 | | 1,245.0 | 1,417.0 | 2,662.0 | 2,216.9 | 2,169.1 | 4,386.0 | 56.2 | 65.3 | 60.7 | 4 | 4 | 97.6 | 94.6 | 96.0 |
| 38 | 知多郡美浜町 | 2,584.0 | 2,185.0 | 4,769.0 | 1,375.6 | 1,349.9 | 2,725.5 | 187.9 | 161.9 | 175.0 | | | 2,584.0 | 2,185.0 | 4,769.0 | 2,083.1 | 2,029.6 | 4,112.7 | 124.0 | 107.7 | 116.0 | | | 100.0 | 100.0 | 100.0 |
| 39 | 知多郡武豊町 | 2,253.0 | 1,548.7 | 3,801.7 | 2,129.7 | 1,876.6 | 4,006.3 | 105.8 | 82.5 | 94.9 | | 4 | 2,252.0 | 1,548.0 | 3,800.0 | 3,363.6 | 2,905.0 | 6,268.6 | 67.0 | 53.3 | 60.6 | 4 | 4 | 100.0 | 100.0 | 100.0 |
| 40 | 岡崎市 | 27,677.0 | 21,792.0 | 49,469.0 | 19,395.5 | 16,833.1 | 36,228.6 | 142.7 | 129.5 | 136.5 | | | 26,556.0 | 20,169.0 | 46,725.0 | 29,629.9 | 25,277.4 | 54,907.2 | 89.6 | 79.8 | 85.1 | 1 | 1 | 95.9 | 92.6 | 94.5 |
| 41 | 碧南市 | 7,000.0 | 5,000.0 | 12,000.0 | 3,665.6 | 3,589.6 | 7,255.2 | 191.0 | 139.3 | 165.4 | | | 7,000.0 | 5,000.0 | 12,000.0 | 5,599.6 | 5,531.1 | 11,130.7 | 125.0 | 90.4 | 107.8 | | 4 | 100.0 | 100.0 | 100.0 |
| 42 | 刈谷市 | 18,637.4 | 13,510.1 | 32,147.5 | 7,551.7 | 6,136.0 | 13,687.7 | 246.8 | 220.2 | 234.9 | | | 18,353.5 | 13,529.8 | 31,883.3 | 11,730.4 | 9,419.9 | 21,150.3 | 156.5 | 143.6 | 150.7 | | | 98.5 | 100.1 | 99.2 |
| 43 | 安城市 | 10,253.2 | 4,499.2 | 14,752.4 | 9,423.4 | 7,434.8 | 16,858.2 | 108.8 | 60.5 | 87.5 | | 4 | 10,253.2 | 4,499.2 | 14,752.4 | 14,711.7 | 11,519.3 | 26,231.0 | 69.7 | 39.1 | 56.2 | 4 | 4 | 100.0 | 100.0 | 100.0 |
| 44 | 西尾市 | 7,336.0 | 3,163.0 | 10,499.0 | 5,730.2 | 5,036.6 | 10,766.8 | 128.0 | 62.8 | 97.5 | | 4 | 7,337.0 | 3,162.0 | 10,499.0 | 8,756.7 | 7,715.7 | 16,472.4 | 83.8 | 41.0 | 63.7 | 4 | 4 | 100.0 | 100.0 | 100.0 |
| 45 | 知立市 | 6,361.3 | 4,605.4 | 10,966.7 | 3,367.5 | 2,924.8 | 6,292.3 | 188.9 | 157.5 | 174.3 | | | 6,309.0 | 4,719.0 | 11,028.0 | 5,186.8 | 4,593.8 | 9,780.5 | 121.6 | 102.7 | 112.8 | | | 99.2 | 102.5 | 100.6 |
| 46 | 高浜市 | 2,918.0 | 981.0 | 3,899.0 | 2,330.2 | 1,907.3 | 4,237.4 | 125.2 | 51.4 | 92.0 | | 4 | 3,565.0 | 1,731.0 | 5,296.0 | 3,592.9 | 3,021.2 | 6,614.1 | 99.2 | 57.3 | 80.1 | 4 | 4 | 122.2 | 176.5 | 135.8 |
| 47 | 幡豆郡一色町 | 2,100.0 | 900.0 | 3,000.0 | 1,515.9 | 1,273.2 | 2,789.1 | 138.5 | 70.7 | 107.6 | | 4 | 2,100.0 | 1,715.0 | 3,815.0 | 2,331.6 | 1,859.2 | 4,190.8 | 90.1 | 92.2 | 91.0 | 1 | 4 | 100.0 | 190.6 | 127.2 |
| 48 | 幡豆郡吉良町 | 1,847.0 | 1,300.0 | 3,147.0 | 1,252.8 | 1,022.7 | 2,275.4 | 147.4 | 127.1 | 138.3 | | | 1,848.0 | 1,300.0 | 3,148.0 | 1,949.3 | 1,549.3 | 3,498.7 | 94.8 | 83.9 | 90.0 | 4 | 4 | 100.1 | 100.0 | 100.0 |
| 49 | 幡豆郡幡豆町 | 950.0 | 700.0 | 1,650.0 | 729.1 | 726.1 | 1,455.2 | 130.3 | 96.4 | 113.4 | | 4 | 600.0 | 500.0 | 1,100.0 | 1,116.1 | 1,053.5 | 2,169.6 | 53.8 | 47.5 | 50.7 | 3 | 3 | 63.2 | 71.4 | 66.7 |
| 50 | 額田郡幸田町 | 5,700.0 | 2,450.0 | 8,150.0 | 2,235.0 | 1,912.4 | 4,147.3 | 255.0 | 128.1 | 196.5 | | | 5,700.0 | 2,300.0 | 8,000.0 | 3,440.0 | 2,943.7 | 6,383.7 | 165.7 | 78.1 | 125.3 | | 1 | 100.0 | 93.9 | 98.2 |
| 51 | 豊田市 | 34,380.0 | 29,709.0 | 64,089.0 | 24,203.7 | 19,440.9 | 43,644.6 | 142.0 | 152.8 | 146.8 | | | 56,297.0 | 39,002.0 | 95,299.0 | 37,197.9 | 29,979.6 | 67,177.5 | 151.3 | 130.1 | 141.9 | | | 163.7 | 131.3 | 148.7 |
| 52 | 西加茂郡三好町 | 21,367.8 | 10,480.0 | 31,847.8 | 3,618.0 | 2,566.9 | 6,184.9 | 590.6 | 408.3 | 514.9 | | | 38,300.0 | 24,800.0 | 63,100.0 | 5,840.4 | 4,129.0 | 9,969.3 | 655.8 | 600.6 | 632.9 | | | 179.2 | 236.6 | 198.1 |
| 53 | 新城市 | 3,640.0 | 2,790.0 | 6,430.0 | 3,790.9 | 2,889.0 | 6,679.9 | 96.0 | 96.6 | 96.3 | 4 | 4 | 2,940.0 | 2,130.0 | 5,070.0 | 5,725.7 | 4,291.7 | 10,017.3 | 51.3 | 49.6 | 50.6 | 4 | 4 | 80.8 | 76.3 | 78.8 |
| 54 | 北設楽郡設楽町 | 1,027.3 | 471.0 | 1,498.3 | 726.6 | 536.9 | 1,263.5 | 141.4 | 87.7 | 118.6 | | 4 | 1,024.7 | 488.0 | 1,512.7 | 1,146.7 | 774.7 | 1,921.3 | 89.4 | 63.0 | 78.7 | 4 | 4 | 99.7 | 103.6 | 101.0 |
| 55 | 北設楽郡東栄町 | 483.0 | 182.0 | 665.0 | 556.2 | 306.8 | 863.0 | 86.8 | 59.3 | 77.1 | 4 | 4 | 558.0 | 170.0 | 728.0 | 772.1 | 371.8 | 1,143.9 | 72.3 | 45.7 | 63.6 | 4 | 4 | 115.5 | 93.4 | 109.5 |
| 56 | 北設楽郡豊根村 | 290.0 | 190.0 | 480.0 | 383.4 | 388.6 | 772.0 | 75.6 | 48.9 | 62.2 | 4 | 4 | 290.0 | 190.0 | 480.0 | 500.7 | 604.2 | 1,105.0 | 57.9 | 31.4 | 43.4 | 4 | 4 | 100.0 | 100.0 | 100.0 |
| 57 | 豊橋市 | 38,010.0 | 39,700.0 | 77,710.0 | 20,154.7 | 16,955.8 | 37,110.5 | 188.6 | 234.1 | 209.4 | | | 38,077.0 | 39,735.0 | 77,812.0 | 31,193.2 | 26,083.0 | 57,276.2 | 122.1 | 152.3 | 135.9 | | | 100.2 | 100.1 | 100.1 |
| 58 | 豊川市 | 9,660.0 | 7,677.0 | 17,337.0 | 7,641.9 | 6,156.5 | 13,798.4 | 126.4 | 124.7 | 125.6 | | | 9,685.0 | 7,565.0 | 17,250.0 | 11,646.3 | 9,528.4 | 21,174.7 | 83.2 | 79.4 | 81.5 | 4 | 4 | 100.3 | 98.5 | 99.5 |
| 59 | 蒲郡市 | 8,284.0 | 4,325.0 | 12,609.0 | 4,610.2 | 4,085.6 | 8,695.8 | 179.7 | 105.9 | 145.0 | | | 7,448.0 | 4,030.0 | 11,478.0 | 7,040.5 | 6,197.3 | 13,237.9 | 105.8 | 65.0 | 86.7 | | 3 | 89.9 | 93.2 | 91.0 |
| 60 | 田原市 | 8,111.0 | 3,684.0 | 11,795.0 | 4,434.8 | 3,702.1 | 8,136.9 | 182.9 | 99.5 | 145.0 | | 4 | 8,079.0 | 3,648.0 | 11,727.0 | 6,784.4 | 5,391.7 | 12,176.1 | 119.1 | 67.7 | 96.3 | | 4 | 99.6 | 99.0 | 99.4 |
| 61 | 宝飯郡音羽町 | 600.0 | 250.0 | 850.0 | 676.5 | 404.0 | 1,080.5 | 88.7 | 61.9 | 78.7 | 4 | 4 | 700.0 | 250.0 | 950.0 | 1,184.9 | 697.2 | 1,882.1 | 59.1 | 35.9 | 50.5 | 4 | 4 | 116.7 | 100.0 | 111.8 |
| 62 | 宝飯郡小坂井町 | 1,900.0 | 1,040.0 | 2,940.0 | 1,042.3 | 971.5 | 2,013.8 | 182.3 | 107.0 | 146.0 | | | 1,800.0 | 945.0 | 2,745.0 | 1,574.8 | 1,471.9 | 3,046.6 | 114.3 | 64.2 | 90.1 | | 1 | 94.7 | 90.9 | 93.4 |
| 63 | 宝飯郡御津町 | 700.0 | 400.0 | 1,100.0 | 751.7 | 761.9 | 1,513.6 | 93.1 | 52.5 | 72.7 | 4 | 4 | 600.0 | 400.0 | 1,000.0 | 1,184.9 | 1,092.3 | 2,277.2 | 50.6 | 36.6 | 43.9 | 4 | 4 | 85.7 | 100.0 | 90.9 |
| 合計 | | 655,808.9 | 476,716.0 | 1,132,524.9 | 377,441.9 | 311,310.0 | 688,751.9 | 173.8 | 153.1 | 164.4 | | | 702,368.2 | 509,601.4 | 1,211,969.6 | 582,583.1 | 478,372.2 | 1,060,955.3 | 120.6 | 106.5 | 114.2 | | | 107.1 | 106.9 | 107.0 |

## 【三重県】

【小・中学校分集計表】

| 番号 | 設置者名 | 18年度 図書購入費（予算額） 小 (A) | 中 (B) | 計 (C) | おおよその基準財政需要額（18’） 小 (D) | 中 (E) | 計 (F) | 予算措置率 小 (A)／(D) (G) | 中 (B)／(E) (H) | 計 (C)／(F) (I) | 予算措置率が100%未満の理由 番号（1～4） 小 | 中 | 19年度 図書購入費（予算額） 小 (J) | 中 (K) | 計 (L) | おおよその基準財政需要額（19’） 小 (M) | 中 (N) | 計 (O) | 予算措置率 小 (J)／(M) (P) | 中 (K)／(N) (Q) | 計 (L)／(O) (R) | 予算措置率が100%未満の理由 番号（1～4） 小 | 中 | 18’予算額との比較（伸び率） 小 (J)/(A) (S) | 中 (K)/(B) (T) | 計 (L)/(C) (U) |
|---|---|---|---|---|---|---|---|---|---|---|---|---|---|---|---|---|---|---|---|---|---|---|---|---|---|---|
| | | 千円 | 千円 | 千円 | 千円 | 千円 | 千円 | % | % | % | | | 千円 | 千円 | 千円 | 千円 | 千円 | 千円 | % | % | % | | | % | % | % |
| 1 | 桑名市 | 17,259.0 | 8,215.0 | 25,474.0 | 8,268.3 | 6,698.5 | 14,966.8 | 208.7 | 122.6 | 170.2 | | | 16,706.0 | 8,049.0 | 24,755.0 | 12,689.8 | 10,380.5 | 23,070.3 | 131.6 | 77.5 | 107.3 | | 4 | 96.8 | 98.0 | 97.2 |
| 2 | 木曽岬町 | 800.0 | 0.0 | 800.0 | 375.8 | 460.2 | 836.0 | 212.9 | 0.0 | 95.7 | | 3 | 800.0 | 400.0 | 1,200.0 | 535.1 | 697.2 | 1,232.3 | 149.5 | 57.4 | 97.4 | | 4 | 100.0 | — | 150.0 |
| 3 | いなべ市 | 5,858.0 | 3,115.0 | 8,973.0 | 3,482.7 | 2,403.3 | 5,886.0 | 168.2 | 129.6 | 152.4 | | | 5,876.0 | 3,378.0 | 9,254.0 | 5,389.3 | 3,718.4 | 9,107.7 | 109.0 | 90.8 | 101.6 | | 4 | 100.3 | 108.4 | 103.1 |
| 4 | 東員町 | 2,890.0 | 1,080.0 | 3,970.0 | 1,503.3 | 1,278.3 | 2,781.7 | 192.2 | 84.5 | 142.7 | | 4 | 2,890.0 | 1,030.0 | 3,920.0 | 2,216.9 | 1,859.2 | 4,076.1 | 130.4 | 55.4 | 96.2 | | 4 | 100.0 | 95.4 | 98.7 |
| 5 | 四日市市 | 16,926.0 | 14,988.0 | 31,914.0 | 16,361.3 | 14,521.9 | 30,883.1 | 103.5 | 103.2 | 103.3 | | | 17,000.0 | 15,000.0 | 32,000.0 | 24,997.3 | 21,768.1 | 46,765.5 | 68.0 | 68.9 | 68.4 | 4 | 4 | 100.4 | 100.1 | 100.3 |
| 6 | 菰野町 | 3,800.0 | 2,280.0 | 6,080.0 | 2,280.1 | 1,891.9 | 4,172.0 | 166.7 | 120.5 | 145.7 | | | 3,920.0 | 2,280.0 | 6,200.0 | 3,592.9 | 2,866.3 | 6,459.2 | 109.1 | 79.5 | 96.0 | | 4 | 103.2 | 100.0 | 102.0 |
| 7 | 朝日町 | 300.0 | 150.0 | 450.0 | 375.8 | 357.9 | 733.8 | 79.8 | 41.9 | 61.3 | 4 | 4 | 300.0 | 150.0 | 450.0 | 649.8 | 542.3 | 1,192.0 | 46.2 | 27.7 | 37.8 | 4 | 4 | 100.0 | 100.0 | 100.0 |
| 8 | 川越町 | 1,096.0 | 911.0 | 2,007.0 | 751.7 | 664.7 | 1,416.4 | 145.8 | 137.0 | 141.7 | | | 1,285.0 | 946.0 | 2,231.0 | 1,146.7 | 1,007.1 | 2,153.7 | 112.1 | 93.9 | 103.6 | | 4 | 117.2 | 103.8 | 111.2 |
| 9 | 鈴鹿市 | 13,600.0 | 8,000.0 | 21,600.0 | 11,199.8 | 8,334.7 | 19,534.6 | 121.4 | 96.0 | 110.6 | | 4 | 13,484.4 | 8,200.0 | 21,684.4 | 17,505.8 | 13,401.7 | 30,907.5 | 77.0 | 61.2 | 70.2 | 4 | 4 | 99.2 | 102.5 | 100.4 |
| 10 | 亀山市 | 3,550.0 | 2,100.0 | 5,650.0 | 2,931.5 | 2,045.3 | 4,976.8 | 121.1 | 102.7 | 113.5 | | | 3,550.0 | 2,100.0 | 5,650.0 | 4,510.2 | 3,098.7 | 7,608.9 | 78.7 | 67.8 | 74.3 | 4 | 4 | 100.0 | 100.0 | 100.0 |
| 11 | 津市 | 14,014.0 | 9,807.0 | 23,821.0 | 16,436.4 | 12,220.9 | 28,657.3 | 85.3 | 80.2 | 83.1 | 4 | 4 | 13,568.0 | 9,414.0 | 22,982.0 | 25,073.8 | 18,592.0 | 43,665.8 | 54.1 | 50.6 | 52.6 | 4 | 4 | 96.8 | 96.0 | 96.5 |
| 12 | 松阪市 | 9,242.9 | 5,609.1 | 14,852.0 | 10,047.3 | 7,312.1 | 17,359.3 | 92.0 | 76.7 | 85.6 | 4 | 4 | 9,299.5 | 5,478.9 | 14,778.4 | 15,174.2 | 10,922.8 | 26,097.0 | 61.3 | 50.2 | 56.6 | 4 | 4 | 100.6 | 97.7 | 99.5 |
| 13 | 多気町 | 2,421.0 | 1,262.0 | 3,683.0 | 1,102.4 | 1,022.7 | 2,125.1 | 219.6 | 123.4 | 173.3 | | | 2,421.0 | 1,350.0 | 3,771.0 | 1,681.8 | 1,471.9 | 3,153.6 | 144.0 | 91.7 | 119.6 | | 4 | 100.0 | 107.0 | 102.4 |
| 14 | 明和町 | 1,400.0 | 650.0 | 2,050.0 | 1,478.3 | 1,022.7 | 2,500.9 | 94.7 | 63.6 | 82.0 | 4 | 4 | 1,400.0 | 800.0 | 2,200.0 | 2,331.6 | 1,549.3 | 3,880.9 | 60.0 | 51.6 | 56.7 | 4 | 4 | 100.0 | 123.1 | 107.3 |
| 15 | 大台町 | 1,479.0 | 1,046.0 | 2,525.0 | 726.6 | 664.7 | 1,391.3 | 203.5 | 157.4 | 181.5 | | | 1,262.0 | 942.0 | 2,204.0 | 1,070.2 | 1,239.5 | 2,309.7 | 117.9 | 76.0 | 95.4 | | 4 | 85.3 | 90.1 | 87.3 |
| 16 | 伊勢市 | 4,980.0 | 3,756.0 | 8,736.0 | 7,266.1 | 6,647.3 | 13,913.4 | 68.5 | 56.5 | 62.8 | 4 | 4 | 4,990.0 | 3,898.0 | 8,888.0 | 11,046.2 | 9,760.8 | 20,807.0 | 45.2 | 39.9 | 42.7 | 4 | 4 | 100.2 | 103.8 | 101.7 |
| 17 | 玉城町 | 896.0 | 438.0 | 1,334.0 | 1,027.3 | 818.1 | 1,845.4 | 87.2 | 53.5 | 72.3 | 4 | 3 | 902.0 | 442.0 | 1,344.0 | 1,528.9 | 1,239.5 | 2,768.4 | 59.0 | 35.7 | 48.5 | 4 | 3 | 100.7 | 100.9 | 100.7 |
| 18 | 大紀町 | 1,000.0 | 650.0 | 1,650.0 | 801.8 | 818.1 | 1,619.9 | 124.7 | 79.4 | 101.9 | | 4 | 2,500.0 | 2,000.0 | 4,500.0 | 1,184.9 | 1,162.0 | 2,346.9 | 211.0 | 172.1 | 191.7 | | | 250.0 | 307.7 | 272.7 |
| 19 | 南伊勢町 | 1,920.0 | 1,440.0 | 3,360.0 | 1,403.1 | 1,022.7 | 2,425.8 | 136.8 | 140.8 | 138.5 | | | 1,440.0 | 1,560.0 | 3,000.0 | 2,025.8 | 1,394.4 | 3,420.2 | 71.1 | 111.9 | 87.7 | 4 | | 75.0 | 108.3 | 89.3 |
| 20 | 度会町 | 1,080.0 | 440.0 | 1,520.0 | 776.7 | 460.2 | 1,236.9 | 139.0 | 95.6 | 122.9 | | 4 | 450.0 | 440.0 | 890.0 | 1,184.9 | 774.7 | 1,959.6 | 38.0 | 56.8 | 45.4 | 3 | 4 | 41.7 | 100.0 | 58.6 |
| 21 | 鳥羽市 | 1,841.0 | 852.0 | 2,693.0 | 1,979.4 | 1,636.3 | 3,615.7 | 93.0 | 52.1 | 74.5 | 4 | 4 | 1,812.0 | 871.0 | 2,683.0 | 2,943.1 | 2,401.5 | 5,344.6 | 61.6 | 36.3 | 50.2 | 4 | 4 | 98.4 | 102.2 | 99.6 |
| 22 | 志摩市 | 3,100.0 | 1,100.0 | 4,200.0 | 4,084.1 | 3,425.9 | 7,510.0 | 75.9 | 32.1 | 55.9 | 4 | 4 | 3,340.0 | 1,670.0 | 5,010.0 | 6,153.8 | 5,112.8 | 11,266.6 | 54.3 | 32.7 | 44.5 | 4 | 4 | 107.7 | 151.8 | 119.3 |
| 23 | 伊賀市 | 11,986.0 | 7,892.0 | 19,878.0 | 6,213.8 | 5,369.0 | 11,582.8 | 192.9 | 147.0 | 171.6 | | | 4,623.0 | 3,738.0 | 8,361.0 | 9,211.6 | 7,979.1 | 17,190.6 | 50.2 | 46.8 | 48.6 | 4 | 4 | 38.6 | 47.4 | 42.1 |
| 24 | 名張市 | 3,082.0 | 2,296.0 | 5,378.0 | 4,910.9 | 4,295.2 | 9,206.1 | 62.8 | 53.5 | 58.4 | 4 | 4 | 3,100.0 | 2,306.0 | 5,406.0 | 7,376.9 | 6,352.3 | 13,729.2 | 42.0 | 36.3 | 39.4 | 4 | 4 | 100.6 | 100.4 | 100.5 |
| 25 | 尾鷲市 | 1,520.0 | 950.0 | 2,470.0 | 1,503.3 | 1,278.3 | 2,781.7 | 101.1 | 74.3 | 88.8 | | 4 | 1,520.0 | 950.0 | 2,470.0 | 2,216.9 | 1,859.2 | 4,076.1 | 68.6 | 51.1 | 60.6 | 4 | 4 | 100.0 | 100.0 | 100.0 |
| 26 | 紀北町 | 1,527.0 | 920.0 | 2,447.0 | 1,678.7 | 1,278.3 | 2,957.1 | 91.0 | 72.0 | 82.8 | 4 | 4 | 1,447.0 | 861.0 | 2,308.0 | 2,484.4 | 1,859.2 | 4,343.6 | 58.2 | 46.3 | 53.1 | 4 | 4 | 94.8 | 93.6 | 94.3 |
| 27 | 熊野市 | 1,763.0 | 864.0 | 2,627.0 | 1,753.9 | 1,585.1 | 3,339.0 | 100.5 | 54.5 | 78.7 | | 4 | 1,824.0 | 833.0 | 2,657.0 | 2,637.3 | 2,324.0 | 4,961.3 | 69.2 | 35.8 | 53.6 | 4 | 4 | 103.5 | 96.4 | 101.1 |
| 28 | 御浜町 | 480.0 | 330.0 | 810.0 | 751.7 | 767.0 | 1,518.7 | 63.9 | 43.0 | 53.3 | 4 | 4 | 500.0 | 330.0 | 830.0 | 1,146.7 | 1,162.0 | 2,308.7 | 43.6 | 28.4 | 36.0 | 4 | 4 | 104.2 | 100.0 | 102.5 |
| 29 | 紀宝町 | 1,115.0 | 1,100.0 | 2,215.0 | 1,077.4 | 715.9 | 1,793.3 | 103.5 | 153.7 | 123.5 | | | 1,003.0 | 990.0 | 1,993.0 | 1,643.6 | 1,007.1 | 2,650.6 | 61.0 | 98.3 | 75.2 | 4 | 4 | 90.0 | 90.0 | 90.0 |
| 合 計 | | 130,925.9 | 82,241.1 | 213,167.0 | 112,549.6 | 91,017.3 | 203,566.9 | 116.3 | 90.4 | 104.7 | | | 123,212.9 | 80,406.9 | 203,619.8 | 171,350.2 | 137,503.3 | 308,853.6 | 71.9 | 58.5 | 65.9 | | | 94.1 | 97.8 | 95.5 |

## 【滋賀県】

【小・中学校分集計表】

| 番号 | 設置者名 | 18年度 図書購入費（予算額） 小 (A) | 中 (B) | 計 (C) | おおよその基準財政需要額（18’） 小 (D) | 中 (E) | 計 (F) | 予算措置率 小 (A)／(D) (G) | 中 (B)／(E) (H) | 計 (C)／(F) (I) | 予算措置率が100%未満の理由 番号（1～4） 小 | 中 | 19年度 図書購入費（予算額） 小 (J) | 中 (K) | 計 (L) | おおよその基準財政需要額（19’） 小 (M) | 中 (N) | 計 (O) | 予算措置率 小 (J)／(M) (P) | 中 (K)／(N) (Q) | 計 (L)／(O) (R) | 予算措置率が100%未満の理由 番号（1～4） 小 | 中 | 18’予算額との比較（伸び率） 小 (J)/(A) (S) | 中 (K)/(B) (T) | 計 (L)/(C) (U) |
|---|---|---|---|---|---|---|---|---|---|---|---|---|---|---|---|---|---|---|---|---|---|---|---|---|---|---|
| | | 千円 | 千円 | 千円 | 千円 | 千円 | 千円 | % | % | % | | | 千円 | 千円 | 千円 | 千円 | 千円 | 千円 | % | % | % | | | % | % | % |
| 1 | 大津市 | 13,486.0 | 7,342.2 | 20,828.2 | 17,112.9 | 15,135.5 | 32,248.4 | 78.8 | 48.5 | 64.6 | 4 | 4 | 13,502.7 | 7,771.2 | 21,273.9 | 26,144.0 | 22,620.3 | 48,764.3 | 51.6 | 34.4 | 43.6 | 4 | 4 | 100.1 | 105.8 | 102.1 |
| 2 | 彦根市 | 9,978.0 | 5,087.0 | 15,065.0 | 6,464.3 | 5,471.3 | 11,935.6 | 154.4 | 93.0 | 126.2 | | 4 | 10,029.0 | 5,163.0 | 15,192.0 | 9,899.6 | 8,443.9 | 18,343.4 | 101.3 | 61.1 | 82.8 | | 4 | 100.5 | 101.5 | 100.8 |
| 3 | 長浜市 | 5,200.0 | 3,600.0 | 8,800.0 | 5,261.7 | 4,704.3 | 9,965.9 | 98.8 | 76.5 | 88.3 | 4 | 4 | 5,200.0 | 3,600.0 | 8,800.0 | 8,332.4 | 7,126.9 | 15,459.4 | 62.4 | 50.5 | 56.9 | 4 | 4 | 100.0 | 100.0 | 100.0 |
| 4 | 近江八幡市 | 3,755.0 | 2,084.0 | 5,839.0 | 3,557.9 | 2,914.6 | 6,472.5 | 105.5 | 71.5 | 90.2 | | 4 | 2,678.0 | 1,565.0 | 4,243.0 | 5,465.8 | 4,338.1 | 9,803.9 | 49.0 | 36.1 | 43.3 | 4 | 4 | 71.3 | 75.1 | 72.7 |
| 5 | 草津市 | 6,433.0 | 5,082.0 | 11,515.0 | 6,288.9 | 4,806.5 | 11,095.5 | 102.3 | 105.7 | 103.8 | | | 7,673.0 | 5,227.0 | 12,900.0 | 9,632.0 | 7,514.3 | 17,146.3 | 79.7 | 69.6 | 75.2 | 4 | 4 | 119.3 | 102.9 | 112.0 |
| 6 | 守山市 | 7,630.0 | 3,000.0 | 10,630.0 | 4,434.8 | 3,477.1 | 7,911.9 | 172.0 | 86.3 | 134.4 | | 4 | 8,000.0 | 2,700.0 | 10,700.0 | 6,841.8 | 5,422.7 | 12,264.4 | 116.9 | 49.8 | 87.2 | | 4 | 104.8 | 90.0 | 100.7 |
| 7 | 栗東市 | 2,689.9 | 1,312.3 | 4,002.2 | 3,983.8 | 2,761.2 | 6,745.0 | 67.5 | 47.5 | 59.3 | 4 | 4 | 2,360.0 | 1,060.0 | 3,420.0 | 6,115.6 | 4,415.6 | 10,531.2 | 38.6 | 24.0 | 32.5 | 4 | 4 | 87.7 | 80.8 | 85.5 |
| 8 | 甲賀市 | 6,162.3 | 3,466.0 | 9,628.3 | 6,389.2 | 5,062.2 | 11,451.4 | 96.4 | 68.5 | 84.1 | 4 | 4 | 4,004.0 | 2,300.0 | 6,304.0 | 9,632.0 | 7,746.7 | 17,378.7 | 41.6 | 29.7 | 36.3 | 4 | 4 | 65.0 | 66.4 | 65.5 |
| 9 | 野洲市 | 1,824.0 | 1,178.0 | 3,002.0 | 2,731.1 | 2,403.3 | 5,134.3 | 66.8 | 49.0 | 58.5 | 4 | 4 | 1,835.0 | 1,300.0 | 3,135.0 | 4,204.4 | 3,486.0 | 7,690.4 | 43.6 | 37.3 | 40.8 | 4 | 4 | 100.6 | 110.4 | 104.4 |
| 10 | 湖南市 | 3,913.1 | 3,780.8 | 7,693.9 | 3,332.4 | 3,119.1 | 6,451.5 | 117.4 | 121.2 | 119.3 | | | 2,700.0 | 2,400.0 | 5,100.0 | 5,083.6 | 4,493.1 | 9,576.6 | 53.1 | 53.4 | 53.3 | 4 | 4 | 69.0 | 63.5 | 66.3 |
| 11 | 高島市 | 4,224.3 | 2,264.4 | 6,488.7 | 3,833.5 | 3,272.5 | 7,106.0 | 110.2 | 69.2 | 91.3 | | 4 | 5,078.0 | 2,218.0 | 7,296.0 | 5,924.4 | 4,880.4 | 10,804.8 | 85.7 | 45.4 | 67.5 | 4 | 4 | 120.2 | 98.0 | 112.4 |
| 12 | 東近江市 | 7,500.0 | 5,000.0 | 12,500.0 | 7,266.1 | 6,289.4 | 13,555.5 | 103.2 | 79.5 | 92.2 | | 4 | 7,487.0 | 3,700.0 | 11,187.0 | 11,199.1 | 9,450.9 | 20,650.0 | 66.9 | 39.1 | 54.2 | 4 | 4 | 99.8 | 74.0 | 89.5 |
| 13 | 米原市 | 2,779.0 | 2,480.0 | 5,259.0 | 3,056.8 | 2,710.1 | 5,766.8 | 90.9 | 91.5 | 91.2 | 4 | 4 | 1,760.0 | 1,640.0 | 3,400.0 | 4,739.6 | 4,260.7 | 9,000.2 | 37.1 | 38.5 | 37.8 | 4 | 4 | 63.3 | 66.1 | 64.7 |
| 14 | 安土町 | 559.0 | 97.0 | 656.0 | 726.6 | 715.9 | 1,442.5 | 76.9 | 13.6 | 45.5 | 4 | 4 | 635.0 | 68.0 | 703.0 | 1,070.2 | 1,007.1 | 2,077.3 | 59.3 | 6.8 | 33.8 | 4 | 4 | 113.6 | 70.1 | 107.2 |
| 15 | 日野町 | 1,293.0 | 1,190.0 | 2,483.0 | 1,327.9 | 1,176.1 | 2,504.0 | 97.4 | 101.2 | 99.2 | 4 | | 1,328.0 | 1,187.0 | 2,515.0 | 2,064.0 | 1,704.3 | 3,768.3 | 64.3 | 69.6 | 66.7 | 4 | 4 | 102.7 | 99.7 | 101.3 |
| 16 | 竜王町 | 600.0 | 500.0 | 1,100.0 | 826.8 | 767.0 | 1,593.8 | 72.6 | 65.2 | 69.0 | 4 | 4 | 600.0 | 500.0 | 1,100.0 | 1,184.9 | 1,162.0 | 2,346.9 | 50.6 | 43.0 | 46.9 | 4 | 4 | 100.0 | 100.0 | 100.0 |
| 17 | 愛荘町 | 1,655.0 | 1,460.0 | 3,115.0 | 1,227.7 | 1,176.1 | 2,403.8 | 134.8 | 124.1 | 129.6 | | | 1,600.0 | 1,400.0 | 3,000.0 | 1,949.3 | 1,704.3 | 3,653.6 | 82.1 | 82.1 | 82.1 | 4 | 4 | 96.7 | 95.9 | 96.3 |
| 18 | 豊郷町 | 900.0 | 298.0 | 1,198.0 | 451.0 | 357.9 | 808.9 | 199.6 | 83.3 | 148.1 | | 4 | 611.0 | 298.0 | 909.0 | 688.0 | 697.2 | 1,385.2 | 88.8 | 42.7 | 65.6 | 4 | 4 | 67.9 | 100.0 | 75.9 |
| 19 | 甲良町 | 400.0 | 200.0 | 600.0 | 551.2 | 460.2 | 1,011.4 | 72.6 | 43.5 | 59.3 | 4 | 4 | 400.0 | 200.0 | 600.0 | 802.7 | 619.7 | 1,422.4 | 49.8 | 32.3 | 42.2 | 4 | 4 | 100.0 | 100.0 | 100.0 |
| 20 | 多賀町 | 324.0 | 173.0 | 497.0 | 551.2 | 511.3 | 1,062.6 | 58.8 | 33.8 | 46.8 | 4 | 4 | 355.0 | 200.0 | 555.0 | 840.9 | 774.7 | 1,615.6 | 42.2 | 25.8 | 34.4 | 4 | 4 | 109.6 | 115.6 | 111.7 |
| 21 | 虎姫町 | 306.0 | 313.0 | 619.0 | 350.8 | 409.1 | 759.8 | 87.2 | 76.5 | 81.5 | 4 | 4 | 316.0 | 313.0 | 629.0 | 535.1 | 619.7 | 1,154.8 | 59.1 | 50.5 | 54.5 | 4 | 4 | 103.3 | 100.0 | 101.6 |
| 22 | 湖北町 | 339.7 | 132.0 | 471.7 | 626.4 | 511.3 | 1,137.7 | 54.2 | 25.8 | 41.5 | 4 | 4 | 285.3 | 100.0 | 385.3 | 955.6 | 774.7 | 1,730.2 | 29.9 | 12.9 | 22.3 | 4 | 4 | 84.0 | 75.8 | 81.7 |
| 23 | 高月町 | 266.2 | 221.0 | 487.2 | 902.0 | 562.5 | 1,464.5 | 29.5 | 39.3 | 33.3 | 4 | 4 | 259.6 | 191.0 | 450.6 | 1,376.0 | 774.7 | 2,150.7 | 18.9 | 24.7 | 21.0 | 4 | 4 | 97.5 | 86.4 | 92.5 |
| 24 | 木之本町 | 709.2 | 472.0 | 1,181.2 | 826.8 | 715.9 | 1,542.7 | 85.8 | 65.9 | 76.6 | 4 | 4 | 463.0 | 450.0 | 913.0 | 1,261.3 | 1,084.5 | 2,345.9 | 36.7 | 41.5 | 38.9 | 4 | 4 | 65.3 | 95.3 | 77.3 |
| 25 | 余呉町 | 237.0 | 321.0 | 558.0 | 400.9 | 357.9 | 758.8 | 59.1 | 89.7 | 73.5 | 4 | 4 | 304.0 | 304.0 | 608.0 | 496.9 | 542.3 | 1,039.2 | 61.2 | 56.1 | 58.5 | 4 | 3 | 128.3 | 94.7 | 109.0 |
| 26 | 西浅井町 | 500.0 | 162.0 | 662.0 | 400.9 | 409.1 | 810.0 | 124.7 | 39.6 | 81.7 | | 4 | 500.0 | 109.0 | 609.0 | 611.6 | 619.7 | 1,231.3 | 81.8 | 17.6 | 49.5 | 4 | 4 | 100.0 | 67.3 | 92.0 |
| 合 計 | | 83,663.7 | 51,215.7 | 134,879.4 | 82,883.8 | 70,257.2 | 153,141.0 | 100.9 | 72.9 | 88.1 | | | 79,963.6 | 45,964.2 | 125,927.8 | 127,050.7 | 106,284.3 | 233,334.9 | 62.9 | 43.2 | 54.0 | | | 95.6 | 89.7 | 93.4 |

## 【京都府】

【小・中学校分集計表】

| 番号 | 設置者名 | 18年度 図書購入費（予算額） 小 (A) | 中 (B) | 計 (C) | おおよその基準財政需要額（18’） 小 (D) | 中 (E) | 計 (F) | 予算措置率 小 (A)／(D) (G) | 中 (B)／(E) (H) | 計 (C)／(F) (I) | 予算措置率が100%未満の理由 番号（1～4） 小 | 中 | 19年度 図書購入費（予算額） 小 (J) | 中 (K) | 計 (L) | おおよその基準財政需要額（19’） 小 (M) | 中 (N) | 計 (O) | 予算措置率 小 (J)／(M) (P) | 中 (K)／(N) (Q) | 計 (L)／(O) (R) | 予算措置率が100%未満の理由 番号（1～4） 小 | 中 | 18’予算額との比較（伸び率） 小 (J)／(A) (S) | 中 (K)／(B) (T) | 計 (L)／(C) (U) |
|---|---|---|---|---|---|---|---|---|---|---|---|---|---|---|---|---|---|---|---|---|---|---|---|---|---|---|
| | | 千円 | 千円 | 千円 | 千円 | 千円 | 千円 | % | % | % | | | 千円 | 千円 | 千円 | 千円 | 千円 | 千円 | % | % | % | | | % | % | % |
| 1 | 向日市 | 2,443.0 | 1,871.0 | 4,314.0 | 2,630.8 | 1,994.2 | 4,625.0 | 92.9 | 93.8 | 93.3 | 4 | 4 | 2,500.0 | 1,871.0 | 4,371.0 | 4,204.4 | 3,098.7 | 7,303.1 | 59.5 | 60.4 | 59.9 | 4 | 4 | 102.3 | 100.0 | 101.3 |
| 2 | 長岡京市 | 2,664.0 | 1,420.0 | 4,084.0 | 3,858.6 | 3,068.0 | 6,926.6 | 69.0 | 46.3 | 59.0 | 4 | 4 | 3,545.0 | 2,266.0 | 5,811.0 | 5,962.7 | 4,570.5 | 10,533.2 | 59.5 | 49.6 | 55.2 | 4 | 4 | 133.1 | 159.6 | 142.3 |
| 3 | 大山崎町 | 1,200.0 | 600.0 | 1,800.0 | 726.6 | 664.7 | 1,391.3 | 165.2 | 90.3 | 129.4 | | 4 | 1,200.0 | 600.0 | 1,800.0 | 1,070.2 | 1,007.1 | 2,077.3 | 112.1 | 59.6 | 86.7 | | 4 | 100.0 | 100.0 | 100.0 |
| 4 | 宇治市 | 1,700.0 | 1,800.0 | 3,500.0 | 9,345.7 | 7,567.7 | 16,913.5 | 18.2 | 23.8 | 20.7 | 4 | 4 | 4,200.0 | 4,500.0 | 8,700.0 | 14,409.8 | 11,620.0 | 26,029.8 | 29.1 | 38.7 | 33.4 | 4 | 4 | 247.1 | 250.0 | 248.6 |
| 5 | 城陽市 | 4,778.0 | 2,994.0 | 7,772.0 | 3,758.3 | 3,221.4 | 6,979.7 | 127.1 | 92.9 | 111.4 | | 4 | 4,777.0 | 3,000.0 | 7,777.0 | 5,771.6 | 4,957.9 | 10,729.4 | 82.8 | 60.5 | 72.5 | 4 | 4 | 100.0 | 100.2 | 100.1 |
| 6 | 八幡市 | 4,722.0 | 2,852.0 | 7,574.0 | 3,532.8 | 2,812.3 | 6,345.2 | 133.7 | 101.4 | 119.4 | | | 5,106.0 | 2,517.0 | 7,623.0 | 5,389.3 | 4,260.7 | 9,650.0 | 94.7 | 59.1 | 79.0 | 4 | 4 | 108.1 | 88.3 | 100.6 |
| 7 | 京田辺市 | 4,263.0 | 2,815.0 | 7,078.0 | 3,257.2 | 2,301.0 | 5,558.2 | 130.9 | 122.3 | 127.3 | | | 4,302.0 | 2,816.0 | 7,118.0 | 5,312.9 | 3,408.5 | 8,721.4 | 81.0 | 82.6 | 81.6 | 4 | 4 | 100.9 | 100.0 | 100.6 |
| 8 | (旧)木津町 | 3,090.0 | 1,000.0 | 4,090.0 | 2,505.6 | 1,431.7 | 3,937.3 | 123.3 | 69.8 | 103.9 | | 4 | 1,913.0 | 1,117.0 | 3,030.0 | 4,051.6 | 2,478.9 | 6,530.5 | 47.2 | 45.1 | 46.4 | 4 | 4 | 61.9 | 111.7 | 74.1 |
| 9 | (旧)加茂町 | 589.0 | 403.0 | 992.0 | 876.9 | 664.7 | 1,541.7 | 67.2 | 60.6 | 64.3 | 4 | 4 | 597.0 | 374.0 | 971.0 | 1,490.7 | 929.6 | 2,420.3 | 40.0 | 40.2 | 40.1 | 4 | 4 | 101.4 | 92.8 | 97.9 |
| 10 | (旧)山城町 | 400.0 | 300.0 | 700.0 | 451.0 | 460.2 | 911.2 | 88.7 | 65.2 | 76.8 | 4 | 4 | 727.0 | 284.0 | 1,011.0 | 726.2 | 697.2 | 1,423.4 | 100.1 | 40.7 | 71.0 | | 4 | 181.8 | 94.7 | 144.4 |
| 11 | 久御山町 | 1,500.0 | 600.0 | 2,100.0 | 952.1 | 664.7 | 1,616.8 | 157.5 | 90.3 | 129.9 | | 4 | 1,500.0 | 600.0 | 2,100.0 | 1,414.2 | 1,007.1 | 2,421.3 | 106.1 | 59.6 | 86.7 | | 4 | 100.0 | 100.0 | 100.0 |
| 12 | 井手町 | 279.0 | 300.0 | 579.0 | 476.1 | 357.9 | 834.0 | 58.6 | 83.8 | 69.4 | 4 | 4 | 6,979.0 | 5,300.0 | 12,279.0 | 726.2 | 542.3 | 1,268.5 | 961.0 | 977.4 | 968.0 | | | 2501.4 | 1766.7 | 2120.7 |
| 13 | 宇治田原町 | 1,000.0 | 1,000.0 | 2,000.0 | 676.5 | 562.5 | 1,239.0 | 147.8 | 177.8 | 161.4 | | | 700.0 | 720.0 | 1,420.0 | 993.8 | 929.6 | 1,923.4 | 70.4 | 77.5 | 73.8 | 4 | 4 | 70.0 | 72.0 | 71.0 |
| 14 | 笠置町 | 250.0 | － | 250.0 | 175.4 | － | 175.4 | 142.5 | － | 142.5 | | | 350.0 | － | 350.0 | 267.6 | － | 267.6 | 130.8 | － | 130.8 | | | 140.0 | － | 140.0 |
| 15 | 和束町 | 450.0 | 400.0 | 850.0 | 275.6 | 357.9 | 633.5 | 163.3 | 111.8 | 134.2 | | | 450.0 | 400.0 | 850.0 | 382.2 | 542.3 | 924.5 | 117.7 | 73.8 | 91.9 | | 4 | 100.0 | 100.0 | 100.0 |
| 16 | 精華町 | 3,000.0 | 1,800.0 | 4,800.0 | 2,330.2 | 1,636.3 | 3,966.4 | 128.7 | 110.0 | 121.0 | | | 3,000.0 | 1,800.0 | 4,800.0 | 3,554.7 | 2,711.3 | 6,266.0 | 84.4 | 66.4 | 76.6 | 4 | 4 | 100.0 | 100.0 | 100.0 |
| 17 | 南山城村 | 257.6 | － | 257.6 | 175.4 | － | 175.4 | 146.9 | － | 146.9 | | | 150.0 | － | 150.0 | 267.6 | － | 267.6 | 56.1 | － | 56.1 | 4 | | 58.2 | － | 58.2 |
| 18 | 笠中組合 | － | 300.0 | 300.0 | － | 306.8 | 306.8 | － | 97.8 | 97.8 | | 4 | － | 300.0 | 300.0 | － | 387.3 | 387.3 | － | 77.5 | 77.5 | | 4 | － | 100.0 | 100.0 |
| 19 | 亀岡市 | 4,569.0 | 4,467.0 | 9,036.0 | 5,812.9 | 4,959.9 | 10,772.8 | 78.6 | 90.1 | 83.9 | 4 | 4 | 4,304.0 | 3,725.0 | 8,029.0 | 8,829.3 | 7,359.3 | 16,188.7 | 48.7 | 50.6 | 49.6 | 4 | 4 | 94.2 | 83.4 | 88.9 |
| 20 | 南丹市 | 8,800.0 | 2,800.0 | 11,600.0 | 3,257.2 | 1,891.9 | 5,149.2 | 270.2 | 148.0 | 225.3 | | | 8,500.0 | 2,800.0 | 11,300.0 | 4,777.8 | 2,943.7 | 7,721.5 | 177.9 | 95.1 | 146.3 | | 4 | 96.6 | 100.0 | 97.4 |
| 21 | 京丹波町 | 2,760.0 | 1,000.0 | 3,760.0 | 1,578.5 | 971.5 | 2,550.0 | 174.8 | 102.9 | 147.4 | | | 2,400.0 | 900.0 | 3,300.0 | 2,484.4 | 1,394.4 | 3,878.8 | 96.6 | 64.5 | 85.1 | 4 | 4 | 87.0 | 90.0 | 87.8 |
| 22 | 綾部市 | 2,284.0 | 1,965.0 | 4,249.0 | 2,630.8 | 2,352.1 | 4,983.0 | 86.8 | 83.5 | 85.3 | 4 | 4 | 2,330.0 | 1,965.0 | 4,295.0 | 4,013.3 | 3,253.6 | 7,266.9 | 58.1 | 60.4 | 59.1 | 4 | 4 | 102.0 | 100.0 | 101.1 |
| 23 | 福知山市 | 3,464.0 | 1,544.0 | 5,008.0 | 6,188.7 | 4,550.9 | 10,739.6 | 56.0 | 33.9 | 46.6 | 4 | 4 | 3,913.0 | 1,558.0 | 5,471.0 | 9,402.7 | 6,352.3 | 15,754.9 | 41.6 | 24.5 | 34.7 | 4 | 4 | 113.0 | 100.9 | 109.2 |
| 24 | 舞鶴市 | 4,775.0 | 4,029.0 | 8,804.0 | 5,662.6 | 4,857.7 | 10,520.2 | 84.3 | 82.9 | 83.7 | 4 | 4 | 4,775.0 | 4,029.0 | 8,804.0 | 8,714.7 | 7,281.9 | 15,996.5 | 54.8 | 55.3 | 55.0 | 4 | 4 | 100.0 | 100.0 | 100.0 |
| 25 | 宮津市 | 700.0 | 620.0 | 1,320.0 | 1,603.6 | 1,176.1 | 2,779.6 | 43.7 | 52.7 | 47.5 | 4 | 4 | 680.9 | 630.0 | 1,310.9 | 2,408.0 | 1,704.3 | 4,112.3 | 28.3 | 37.0 | 31.9 | 4 | 4 | 97.3 | 101.6 | 99.3 |
| 26 | 京丹後市 | 7,643.0 | 2,921.0 | 10,564.0 | 5,815.4 | 4,095.8 | 9,911.2 | 131.4 | 71.3 | 106.6 | | 4 | 7,436.0 | 2,943.0 | 10,379.0 | 8,791.1 | 6,042.4 | 14,833.5 | 84.6 | 48.7 | 70.0 | 4 | 4 | 97.3 | 100.8 | 98.2 |
| 27 | 伊根町 | 600.0 | 450.0 | 1,050.0 | 425.9 | 409.1 | 835.0 | 140.9 | 110.0 | 125.7 | | | 1,154.0 | 1,004.0 | 2,158.0 | 649.8 | 852.1 | 1,501.9 | 177.6 | 117.8 | 143.7 | | | 192.3 | 223.1 | 205.5 |
| 28 | 与謝野町 | 1,800.0 | 800.0 | 2,600.0 | 1,984.4 | 1,181.2 | 3,165.6 | 90.7 | 67.7 | 82.1 | 4 | 4 | 1,700.0 | 1,100.0 | 2,800.0 | 3,134.2 | 2,556.4 | 5,690.6 | 54.2 | 43.0 | 49.2 | 4 | 4 | 94.4 | 137.5 | 107.7 |
| 29 | 与謝野町宮津市中学校組合 | － | 200.0 | 200.0 | － | 628.9 | 628.9 | － | 31.8 | 31.8 | | 4 | － | 350.0 | 350.0 | － | 883.1 | 883.1 | － | 39.6 | 39.6 | | 4 | － | 175.0 | 175.0 |
| 30 | 京都市 | 131,663.7 | 73,283.4 | 204,947.2 | 64,643.3 | 51,849.2 | 116,492.5 | 203.7 | 141.3 | 175.9 | | | 130,620.6 | 74,719.9 | 205,340.6 | 98,651.6 | 78,396.3 | 177,047.8 | 132.4 | 95.3 | 116.0 | | 4 | 99.2 | 102.0 | 100.2 |
| 合 計 | | 201,644.3 | 114,534.4 | 316,178.8 | 135,608.2 | 106,996.5 | 242,604.7 | 148.7 | 107.0 | 130.3 | | | 209,809.5 | 124,188.9 | 333,998.5 | 207,852.4 | 162,168.7 | 370,021.2 | 100.9 | 76.6 | 90.3 | | | 104.0 | 108.4 | 105.6 |

## 【大阪府】

【小・中学校分集計表】

| 番号 | 設置者名 | 18年度 図書購入費（予算額） 小 (A) | 中 (B) | 計 (C) | おおよその基準財政需要額（18’） 小 (D) | 中 (E) | 計 (F) | 予算措置率 小 (A)／(D) (G) | 中 (B)／(E) (H) | 計 (C)／(F) (I) | 予算措置率が100%未満の理由 番号（1～4） 小 | 中 | 19年度 図書購入費（予算額） 小 (J) | 中 (K) | 計 (L) | おおよその基準財政需要額（19’） 小 (M) | 中 (N) | 計 (O) | 予算措置率 小 (J)／(M) (P) | 中 (K)／(N) (Q) | 計 (L)／(O) (R) | 予算措置率が100%未満の理由 番号（1～4） 小 | 中 | 18’予算額との比較（伸び率） 小 (J)/(A) (S) | 中 (K)/(B) (T) | 計 (L)/(C) (U) |
|---|---|---|---|---|---|---|---|---|---|---|---|---|---|---|---|---|---|---|---|---|---|---|---|---|---|---|
| | | 千円 | 千円 | 千円 | 千円 | 千円 | 千円 | % | % | % | | | 千円 | 千円 | 千円 | 千円 | 千円 | 千円 | % | % | % | | | % | % | % |
| 1 | 豊中市 | 26,217.0 | 15,784.0 | 42,001.0 | 19,718.7 | 15,800.2 | 35,518.9 | 133.0 | 99.9 | 118.2 | | | 27,218.0 | 15,785.0 | 43,003.0 | 30,233.8 | 23,627.3 | 53,861.1 | 90.0 | 66.8 | 79.8 | 4 | 4 | 103.8 | 100.0 | 102.4 |
| 2 | 池田市 | 4,510.0 | 3,475.0 | 7,985.0 | 4,885.8 | 4,039.5 | 8,925.4 | 92.3 | 86.0 | 89.5 | 4 | 4 | 4,510.0 | 3,475.0 | 7,985.0 | 7,835.6 | 6,119.9 | 13,955.4 | 57.6 | 56.8 | 57.2 | 4 | 4 | 100.0 | 100.0 | 100.0 |
| 3 | 箕面市 | 7,132.0 | 4,486.0 | 11,618.0 | 6,489.4 | 5,164.5 | 11,653.9 | 109.9 | 86.9 | 99.7 | | 4 | 6,848.0 | 4,321.0 | 11,169.0 | 9,937.8 | 7,669.2 | 17,607.0 | 68.9 | 56.3 | 63.4 | 4 | 4 | 96.0 | 96.3 | 96.1 |
| 4 | 能勢町 | 1,458.0 | 504.0 | 1,962.0 | 1,252.8 | 971.5 | 2,224.3 | 116.4 | 51.9 | 88.2 | | 4 | 1,602.0 | 688.0 | 2,290.0 | 1,872.9 | 1,471.9 | 3,344.8 | 85.5 | 46.7 | 68.5 | 4 | 4 | 109.9 | 136.5 | 116.7 |
| 5 | 豊能町 | 2,636.0 | 1,550.0 | 4,186.0 | 1,302.9 | 1,329.5 | 2,632.4 | 202.3 | 116.6 | 159.0 | | | 2,172.0 | 1,437.0 | 3,609.0 | 1,987.6 | 1,936.7 | 3,924.2 | 109.3 | 74.2 | 92.0 | | 4 | 82.4 | 92.7 | 86.2 |
| 6 | 吹田市 | 14,985.0 | 11,854.0 | 26,839.0 | 18,040.0 | 13,601.5 | 31,641.5 | 83.1 | 87.2 | 84.8 | 4 | 4 | 16,804.0 | 12,797.0 | 29,601.0 | 27,596.4 | 21,768.1 | 49,364.6 | 60.9 | 58.8 | 60.0 | 4 | 4 | 112.1 | 108.0 | 110.3 |
| 7 | 高槻市 | 16,446.3 | 4,051.9 | 20,498.2 | 17,739.3 | 14,573.0 | 32,312.3 | 92.7 | 27.8 | 63.4 | 4 | 4 | 16,740.4 | 4,520.9 | 21,261.3 | 27,596.4 | 22,852.7 | 50,449.1 | 60.7 | 19.8 | 42.1 | 4 | 4 | 101.8 | 111.6 | 103.7 |
| 8 | 茨木市 | 28,801.0 | 19,518.0 | 48,319.0 | 14,156.4 | 10,738.0 | 24,894.4 | 203.4 | 181.8 | 194.1 | | | 30,241.0 | 25,493.0 | 55,734.0 | 22,168.9 | 16,345.5 | 38,514.4 | 136.4 | 156.0 | 144.7 | | | 105.0 | 130.6 | 115.3 |
| 9 | 摂津市 | 5,500.0 | 2,500.0 | 8,000.0 | 4,409.8 | 3,374.8 | 7,784.6 | 124.7 | 74.1 | 102.8 | | 4 | 5,500.0 | 2,500.0 | 8,000.0 | 6,918.2 | 5,112.8 | 12,031.0 | 79.5 | 48.9 | 66.5 | 4 | 4 | 100.0 | 100.0 | 100.0 |
| 10 | 島本町 | 2,800.0 | 1,800.0 | 4,600.0 | 1,753.9 | 1,534.0 | 3,287.9 | 159.6 | 117.3 | 139.9 | | | 11,200.0 | 6,000.0 | 17,200.0 | 2,675.6 | 2,324.0 | 4,999.6 | 418.6 | 258.2 | 344.0 | | | 400.0 | 333.3 | 373.9 |
| 11 | 守口市 | 8,168.0 | 6,099.0 | 14,267.0 | 7,541.7 | 6,442.8 | 13,984.5 | 108.3 | 94.7 | 102.0 | | 4 | 8,168.0 | 6,000.0 | 14,168.0 | 11,504.9 | 9,915.7 | 21,420.6 | 71.0 | 60.5 | 66.1 | 4 | 4 | 100.0 | 98.4 | 99.3 |
| 12 | 枚方市 | 19,824.0 | 11,602.0 | 31,426.0 | 21,197.0 | 17,027.4 | 38,224.4 | 93.5 | 68.1 | 82.2 | 4 | 4 | 23,778.0 | 14,051.0 | 37,829.0 | 32,718.2 | 26,028.8 | 58,747.0 | 72.7 | 54.0 | 64.4 | 4 | 4 | 119.9 | 121.1 | 120.4 |
| 13 | 寝屋川市 | 10,800.0 | 5,400.0 | 16,200.0 | 12,101.8 | 9,766.5 | 21,868.3 | 89.2 | 55.3 | 74.1 | 4 | 4 | 12,000.0 | 6,000.0 | 18,000.0 | 18,690.7 | 15,570.8 | 34,261.5 | 64.2 | 38.5 | 52.5 | 4 | 4 | 111.1 | 111.1 | 111.1 |
| 14 | 大東市 | 13,682.0 | 8,273.0 | 21,955.0 | 7,015.6 | 5,420.1 | 12,435.7 | 195.0 | 152.6 | 176.5 | | | 21,907.0 | 12,803.0 | 34,710.0 | 10,740.4 | 8,366.4 | 19,106.8 | 204.0 | 153.0 | 181.7 | | | 160.1 | 154.8 | 158.1 |
| 15 | 門真市 | 6,368.0 | 6,555.0 | 12,923.0 | 7,140.8 | 5,726.9 | 12,867.8 | 89.2 | 114.5 | 100.4 | 4 | | 7,223.0 | 7,356.0 | 14,579.0 | 10,893.3 | 8,986.1 | 19,879.5 | 66.3 | 81.9 | 73.3 | 4 | 4 | 113.4 | 112.2 | 112.8 |
| 16 | 四條畷市 | 2,000.0 | 1,575.0 | 3,575.0 | 3,232.2 | 2,607.8 | 5,840.0 | 61.9 | 60.4 | 61.2 | 4 | 4 | 2,000.0 | 1,575.0 | 3,575.0 | 5,121.8 | 3,950.8 | 9,072.6 | 39.0 | 39.9 | 39.4 | 4 | 4 | 100.0 | 100.0 | 100.0 |
| 17 | 交野市 | 5,500.0 | 2,310.0 | 7,810.0 | 4,359.7 | 3,528.2 | 7,887.9 | 126.2 | 65.5 | 99.0 | | 4 | 5,358.0 | 2,034.0 | 7,392.0 | 6,688.9 | 5,732.5 | 12,421.4 | 80.1 | 35.5 | 59.5 | 4 | 4 | 97.4 | 88.1 | 94.6 |
| 18 | 東大阪市 | 21,347.0 | 16,807.4 | 38,154.4 | 24,930.3 | 20,095.4 | 45,025.7 | 85.6 | 83.6 | 84.7 | 4 | 4 | 21,244.5 | 16,919.6 | 38,164.1 | 38,145.8 | 31,296.5 | 69,442.3 | 55.7 | 54.1 | 55.0 | 4 | 4 | 99.5 | 100.7 | 100.0 |
| 19 | 八尾市 | 13,911.0 | 11,121.0 | 25,032.0 | 14,181.4 | 11,658.4 | 25,839.8 | 98.1 | 95.4 | 96.9 | 4 | 4 | 13,964.0 | 11,507.0 | 25,471.0 | 21,824.9 | 17,894.8 | 39,719.7 | 64.0 | 64.3 | 64.1 | 4 | 4 | 100.4 | 103.5 | 101.8 |
| 20 | 柏原市 | 4,200.0 | 3,620.0 | 7,820.0 | 4,159.2 | 3,732.7 | 7,892.0 | 101.0 | 97.0 | 99.1 | | 4 | 4,200.0 | 3,620.0 | 7,820.0 | 6,306.7 | 5,732.5 | 12,039.2 | 66.6 | 63.1 | 65.0 | 4 | 4 | 100.0 | 100.0 | 100.0 |
| 21 | 富田林市 | 7,497.0 | 3,764.0 | 11,261.0 | 7,040.6 | 6,187.1 | 13,227.7 | 106.5 | 60.8 | 85.1 | | 4 | 7,446.0 | 3,711.0 | 11,157.0 | 10,664.0 | 9,373.5 | 20,037.5 | 69.8 | 39.6 | 55.7 | 4 | 4 | 99.3 | 98.6 | 99.1 |
| 22 | 河内長野市 | 5,731.0 | 4,563.0 | 10,294.0 | 5,988.3 | 4,704.3 | 10,692.5 | 95.7 | 97.0 | 96.3 | 4 | 4 | 6,025.0 | 4,561.0 | 10,586.0 | 9,096.9 | 7,436.8 | 16,533.7 | 66.2 | 61.3 | 64.0 | 4 | 4 | 105.1 | 100.0 | 102.8 |
| 23 | 松原市 | 4,500.0 | 3,500.0 | 8,000.0 | 6,915.3 | 5,420.1 | 12,335.5 | 65.1 | 64.6 | 64.9 | 4 | 4 | 4,500.0 | 3,500.0 | 8,000.0 | 10,587.6 | 8,521.3 | 19,108.9 | 42.5 | 41.1 | 41.9 | 4 | 4 | 100.0 | 100.0 | 100.0 |
| 24 | 羽曳野市 | 5,000.0 | 1,500.0 | 6,500.0 | 6,288.9 | 4,959.9 | 11,248.9 | 79.5 | 30.2 | 57.8 | 4 | 4 | 5,000.0 | 1,500.0 | 6,500.0 | 9,784.9 | 8,056.5 | 17,841.4 | 51.1 | 18.6 | 36.4 | 4 | 4 | 100.0 | 100.0 | 100.0 |
| 25 | 藤井寺市 | 1,700.0 | 1,200.0 | 2,900.0 | 3,382.5 | 2,710.1 | 6,092.6 | 50.3 | 44.3 | 47.6 | 4 | 4 | 1,700.0 | 1,200.0 | 2,900.0 | 5,160.0 | 4,957.9 | 10,117.9 | 32.9 | 24.2 | 28.7 | 4 | 4 | 100.0 | 100.0 | 100.0 |
| 26 | 大阪狭山市 | 2,245.0 | 1,510.0 | 3,755.0 | 3,006.7 | 2,301.0 | 5,307.7 | 74.7 | 65.6 | 70.7 | 3 | 3 | 2,245.0 | 1,510.0 | 3,755.0 | 4,624.9 | 3,718.4 | 8,343.3 | 48.5 | 40.6 | 45.0 | 3 | 3 | 100.0 | 100.0 | 100.0 |
| 27 | 太子町 | 760.0 | 285.0 | 1,045.0 | 851.9 | 818.1 | 1,670.0 | 89.2 | 34.8 | 62.6 | 4 | 4 | 760.0 | 285.0 | 1,045.0 | 1,299.6 | 1,316.9 | 2,616.5 | 58.5 | 21.6 | 39.9 | 4 | 4 | 100.0 | 100.0 | 100.0 |
| 28 | 河南町 | 1,512.0 | 713.0 | 2,225.0 | 1,152.6 | 818.1 | 1,970.7 | 131.2 | 87.1 | 112.9 | | 4 | 2,558.0 | 725.0 | 3,283.0 | 1,758.2 | 1,239.5 | 2,997.7 | 145.5 | 58.5 | 109.5 | | 4 | 169.2 | 101.7 | 147.6 |
| 29 | 千早赤阪村 | 310.0 | 45.0 | 355.0 | 551.2 | 357.9 | 909.2 | 56.2 | 12.6 | 39.0 | 4 | 4 | 224.0 | 45.0 | 269.0 | 840.9 | 542.3 | 1,383.2 | 26.6 | 8.3 | 19.4 | 4 | 4 | 72.3 | 100.0 | 75.8 |
| 30 | 泉大津市 | 3,644.0 | 2,500.0 | 6,144.0 | 4,459.9 | 3,221.4 | 7,681.3 | 81.7 | 77.6 | 80.0 | 4 | 4 | 3,841.0 | 2,724.0 | 6,565.0 | 7,185.8 | 5,345.2 | 12,531.0 | 53.5 | 51.0 | 52.4 | 4 | 4 | 105.4 | 109.0 | 106.9 |
| 31 | 和泉市 | 14,000.0 | 7,000.0 | 21,000.0 | 10,623.6 | 8,794.9 | 19,418.5 | 131.8 | 79.6 | 108.1 | | 4 | 14,000.0 | 7,000.0 | 21,000.0 | 16,550.2 | 13,246.8 | 29,797.0 | 84.6 | 52.8 | 70.5 | 4 | 4 | 100.0 | 100.0 | 100.0 |
| 32 | 高石市 | 2,457.0 | 1,273.0 | 3,730.0 | 3,207.1 | 2,352.1 | 5,559.2 | 76.6 | 54.1 | 67.1 | 4 | 4 | 2,320.0 | 1,164.0 | 3,484.0 | 5,198.2 | 3,640.9 | 8,839.2 | 44.6 | 32.0 | 39.4 | 4 | 4 | 94.4 | 91.4 | 93.4 |
| 33 | 忠岡町 | 1,000.0 | 200.0 | 1,200.0 | 952.1 | 715.9 | 1,668.0 | 105.0 | 27.9 | 71.9 | | 4 | 1,000.0 | 200.0 | 1,200.0 | 1,452.4 | 1,084.5 | 2,537.0 | 68.8 | 18.4 | 47.3 | 4 | 4 | 100.0 | 100.0 | 100.0 |
| 34 | 岸和田市 | 12,168.0 | 6,446.0 | 18,614.0 | 11,275.0 | 9,766.5 | 21,041.5 | 107.9 | 66.0 | 88.5 | | 4 | 13,150.0 | 6,900.0 | 20,050.0 | 17,123.6 | 14,718.7 | 31,842.2 | 76.8 | 46.9 | 63.0 | 4 | 4 | 108.1 | 107.0 | 107.7 |
| 35 | 貝塚市 | 2,450.0 | 2,350.0 | 4,800.0 | 5,286.7 | 4,295.2 | 9,581.9 | 46.3 | 54.7 | 50.1 | 4 | 4 | 2,400.0 | 2,300.0 | 4,700.0 | 8,103.1 | 6,739.6 | 14,842.7 | 29.6 | 34.1 | 31.7 | 4 | 4 | 98.0 | 97.9 | 97.9 |
| 36 | 泉佐野市 | 2,380.0 | 2,494.0 | 4,874.0 | 5,637.5 | 4,295.2 | 9,932.7 | 42.2 | 58.1 | 49.1 | 4 | 4 | 2,380.0 | 2,494.0 | 4,874.0 | 8,791.1 | 6,584.7 | 15,375.8 | 27.1 | 37.9 | 31.7 | 4 | 4 | 100.0 | 100.0 | 100.0 |
| 37 | 泉南市 | 3,630.0 | 1,710.0 | 5,340.0 | 4,033.9 | 3,068.0 | 7,101.9 | 90.0 | 55.7 | 75.2 | 4 | 4 | 3,610.0 | 1,710.0 | 5,320.0 | 6,153.8 | 4,648.0 | 10,801.8 | 58.7 | 36.8 | 49.3 | 4 | 4 | 99.4 | 100.0 | 99.6 |
| 38 | 阪南市 | 3,100.0 | 2,600.0 | 5,700.0 | 3,432.6 | 2,914.6 | 6,347.2 | 90.3 | 89.2 | 89.8 | 4 | 4 | 3,100.0 | 2,538.0 | 5,638.0 | 5,198.2 | 4,415.6 | 9,613.8 | 59.6 | 57.5 | 58.6 | 4 | 4 | 100.0 | 97.6 | 98.9 |
| 39 | 熊取町 | 2,830.0 | 2,460.0 | 5,290.0 | 2,380.3 | 1,994.2 | 4,374.5 | 118.9 | 123.4 | 120.9 | | | 2,730.0 | 2,460.0 | 5,190.0 | 3,707.6 | 3,176.1 | 6,883.7 | 73.6 | 77.5 | 75.4 | 4 | 4 | 96.5 | 100.0 | 98.1 |
| 40 | 田尻町 | 420.0 | 312.0 | 732.0 | 400.9 | 357.9 | 758.8 | 104.8 | 87.2 | 96.5 | | 4 | 400.0 | 312.0 | 712.0 | 688.0 | 542.3 | 1,230.3 | 58.1 | 57.5 | 57.9 | 4 | 4 | 95.2 | 100.0 | 97.3 |
| 41 | 岬町 | 1,080.0 | 720.0 | 1,800.0 | 902.0 | 715.9 | 1,617.9 | 119.7 | 100.6 | 111.3 | | | 972.0 | 648.0 | 1,620.0 | 1,376.0 | 1,162.0 | 2,538.0 | 70.6 | 55.8 | 63.8 | 4 | 4 | 90.0 | 90.0 | 90.0 |
| 42 | 大阪市 | 177,458.0 | 81,166.0 | 258,624.0 | 118,838.5 | 94,187.6 | 213,026.1 | 149.3 | 86.2 | 121.4 | | 4 | 181,390.0 | 82,893.0 | 264,283.0 | 178,459.6 | 143,855.6 | 322,315.2 | 101.6 | 57.6 | 82.0 | | 4 | 102.2 | 102.1 | 102.2 |
| 43 | 堺市 | 36,590.4 | 28,467.9 | 65,058.3 | 41,917.9 | 33,799.1 | 75,717.1 | 87.3 | 84.2 | 85.9 | 4 | 4 | 40,296.0 | 29,964.0 | 70,260.0 | 64,710.2 | 51,282.9 | 115,993.2 | 62.3 | 58.4 | 60.6 | 4 | 4 | 110.1 | 105.3 | 108.0 |
| 合 計 | | 508,747.7 | 295,664.2 | 804,411.9 | 444,134.8 | 355,888.0 | 800,022.8 | 114.5 | 83.1 | 100.5 | | | 544,724.9 | 319,226.5 | 863,951.4 | 679,973.3 | 548,309.1 | 1,228,282.4 | 80.1 | 58.2 | 70.3 | | | 107.1 | 108.0 | 107.4 |

| 番号 | 設置者名 | 18年度 図書購入費（予算額） 小 (A) | 中 (B) | 計 (C) | おおよその基準財政需要額（18’） 小 (D) | 中 (E) | 計 (F) | 予算措置率 小 (A)／(D) (G) | 中 (B)／(E) (H) | 計 (C)／(F) (I) | 予算措置率が100%未満の理由 番号（1～4） 小 | 中 | 19年度 図書購入費（予算額） 小 (J) | 中 (K) | 計 (L) | おおよその基準財政需要額（19’） 小 (M) | 中 (N) | 計 (O) | 予算措置率 小 (J)／(M) (P) | 中 (K)／(N) (Q) | 計 (L)／(O) (R) | 予算措置率が100%未満の理由 番号（1～4） 小 | 中 | 18’予算額との比較（伸び率） 小 (J)/(A) (S) | 中 (K)/(B) (T) | 計 (L)/(C) (U) |
|---|---|---|---|---|---|---|---|---|---|---|---|---|---|---|---|---|---|---|---|---|---|---|---|---|---|---|
| | | 千円 | 千円 | 千円 | 千円 | 千円 | 千円 | % | % | % | | | 千円 | 千円 | 千円 | 千円 | 千円 | 千円 | % | % | % | | | % | % | % |
| 1 | 神戸市 | 96,699.0 | 87,424.2 | 184,123.2 | 70,130.5 | 60,490.7 | 130,621.2 | 137.9 | 144.5 | 141.0 | | | 96,908.0 | 87,388.0 | 184,296.0 | 107,136.9 | 90,558.5 | 197,695.4 | 90.5 | 96.5 | 93.2 | 4 | 4 | 100.2 | 100.0 | 100.1 |
| 2 | 尼崎市 | 22,146.0 | 16,021.0 | 38,167.0 | 20,620.7 | 16,720.6 | 37,341.3 | 107.4 | 95.8 | 102.2 | | 4 | 24,861.0 | 16,312.0 | 41,173.0 | 31,724.4 | 24,944.3 | 56,668.7 | 78.4 | 65.4 | 72.7 | 4 | 4 | 112.3 | 101.8 | 107.9 |
| 3 | 西宮市 | 38,480.7 | 12,031.0 | 50,511.7 | 22,750.4 | 15,902.5 | 38,652.9 | 169.1 | 75.7 | 130.7 | | 4 | 19,800.0 | 15,955.6 | 35,755.6 | 35,776.0 | 24,711.9 | 60,487.9 | 55.3 | 64.6 | 59.1 | 4 | 4 | 51.5 | 132.6 | 70.8 |
| 4 | 芦屋市 | 4,546.0 | 1,982.0 | 6,528.0 | 3,232.2 | 1,943.1 | 5,175.2 | 140.6 | 102.0 | 126.1 | | | 4,666.0 | 1,972.0 | 6,638.0 | 5,198.2 | 2,943.7 | 8,142.0 | 89.8 | 67.0 | 81.5 | 1 | 1 | 102.6 | 99.5 | 101.7 |
| 5 | 伊丹市 | 24,250.0 | 14,196.0 | 38,446.0 | 10,147.5 | 7,721.1 | 17,868.6 | 239.0 | 183.9 | 215.2 | | | 24,250.0 | 14,196.0 | 38,446.0 | 15,480.0 | 12,084.8 | 27,564.8 | 156.7 | 117.5 | 139.5 | | | 100.0 | 100.0 | 100.0 |
| 6 | 宝塚市 | 23,440.0 | 10,212.0 | 33,652.0 | 11,500.5 | 8,590.4 | 20,090.9 | 203.8 | 118.9 | 167.5 | | | 22,736.0 | 9,910.0 | 32,646.0 | 17,773.3 | 13,014.4 | 30,787.7 | 127.9 | 76.1 | 106.0 | | 2 | 97.0 | 97.0 | 97.0 |
| 7 | 川西市 | 7,996.0 | 4,800.0 | 12,796.0 | 7,541.7 | 5,880.3 | 13,422.1 | 106.0 | 81.6 | 95.3 | | 4 | 8,000.0 | 4,800.0 | 12,800.0 | 11,619.6 | 9,063.6 | 20,683.2 | 68.8 | 53.0 | 61.9 | 4 | 4 | 100.1 | 100.0 | 100.0 |
| 8 | 三田市 | 11,400.0 | 5,300.0 | 16,700.0 | 8,067.9 | 7,363.2 | 15,431.1 | 141.3 | 72.0 | 108.2 | | 4 | 11,250.0 | 5,300.0 | 16,550.0 | 11,925.3 | 11,000.3 | 22,925.6 | 94.3 | 48.2 | 72.2 | 4 | 4 | 98.7 | 100.0 | 99.1 |
| 9 | 猪名川町 | 3,800.0 | 2,000.0 | 5,800.0 | 2,079.6 | 1,687.4 | 3,767.0 | 182.7 | 118.5 | 154.0 | | | 3,800.0 | 2,000.0 | 5,800.0 | 3,287.1 | 2,401.5 | 5,688.6 | 115.6 | 83.3 | 102.0 | | 4 | 100.0 | 100.0 | 100.0 |
| 10 | 篠山市 | 2,653.0 | 2,053.0 | 4,706.0 | 3,582.9 | 2,812.3 | 6,395.3 | 74.0 | 73.0 | 73.6 | 4 | 4 | 2,562.0 | 2,037.0 | 4,599.0 | 5,427.6 | 4,183.2 | 9,610.8 | 47.2 | 48.7 | 47.9 | 4 | 4 | 96.6 | 99.2 | 97.7 |
| 11 | 丹波市 | 4,773.0 | 1,839.0 | 6,612.0 | 5,562.3 | 4,141.8 | 9,704.1 | 85.8 | 44.4 | 68.1 | 4 | 4 | 8,000.0 | 4,200.0 | 12,200.0 | 8,485.3 | 6,197.3 | 14,682.7 | 94.3 | 67.8 | 83.1 | 4 | 4 | 167.6 | 228.4 | 184.5 |
| 12 | 明石市 | 14,300.0 | 11,000.0 | 25,300.0 | 14,832.9 | 12,629.9 | 27,462.8 | 96.4 | 87.1 | 92.1 | 4 | 4 | 14,000.0 | 12,000.0 | 26,000.0 | 21,863.1 | 19,211.7 | 41,074.8 | 64.0 | 62.5 | 63.3 | 4 | 4 | 97.9 | 109.1 | 102.8 |
| 13 | 加古川市 | 13,554.0 | 7,330.0 | 20,884.0 | 14,081.2 | 12,118.6 | 26,199.8 | 96.3 | 60.5 | 79.7 | 4 | 4 | 17,084.0 | 9,500.0 | 26,584.0 | 21,480.9 | 18,514.5 | 39,995.4 | 79.5 | 51.3 | 66.5 | 4 | 4 | 126.0 | 129.6 | 127.3 |
| 14 | 高砂市 | 2,104.0 | 1,704.0 | 3,808.0 | 5,111.3 | 3,477.1 | 8,588.4 | 41.2 | 49.0 | 44.3 | 4 | 4 | 2,444.0 | 1,820.0 | 4,264.0 | 7,835.6 | 5,112.8 | 12,948.4 | 31.2 | 35.6 | 32.9 | 4 | 4 | 116.2 | 106.8 | 112.0 |
| 15 | 稲美町 | 3,035.0 | 2,870.0 | 5,905.0 | 1,804.0 | 1,482.9 | 3,286.9 | 168.2 | 193.5 | 179.7 | | | 3,005.4 | 2,870.0 | 5,875.4 | 2,752.0 | 2,246.5 | 4,998.5 | 109.2 | 127.8 | 117.5 | | | 99.0 | 100.0 | 99.5 |
| 16 | 播磨町 | 5,500.0 | 4,500.0 | 10,000.0 | 1,904.2 | 1,636.3 | 3,540.5 | 288.8 | 275.0 | 282.4 | | | 1,200.0 | 1,000.0 | 2,200.0 | 2,904.9 | 2,478.9 | 5,383.8 | 41.3 | 40.3 | 40.9 | 2 | 2 | 21.8 | 22.2 | 22.0 |
| 17 | 加古川市、高砂市宝殿中学校組合 | － | 648.0 | 648.0 | － | 1,431.7 | 1,431.7 | － | 45.3 | 45.3 | | 4 | － | 656.0 | 656.0 | － | 2,091.6 | 2,091.6 | － | 31.4 | 31.4 | | 4 | － | 101.2 | 101.2 |
| 18 | 西脇市 | 2,000.0 | 2,000.0 | 4,000.0 | 2,756.1 | 2,454.4 | 5,210.5 | 72.6 | 81.5 | 76.8 | 4 | 4 | 2,000.0 | 2,000.0 | 4,000.0 | 4,128.0 | 3,718.4 | 7,846.4 | 48.4 | 53.8 | 51.0 | 4 | 4 | 100.0 | 100.0 | 100.0 |
| 19 | 三木市 | 15,300.0 | 9,600.0 | 24,900.0 | 4,860.8 | 4,295.2 | 9,156.0 | 314.8 | 223.5 | 272.0 | | | 15,200.0 | 9,200.0 | 24,400.0 | 7,415.1 | 6,429.7 | 13,844.8 | 205.0 | 143.1 | 176.2 | | | 99.3 | 95.8 | 98.0 |
| 20 | 小野市 | 4,000.0 | 3,000.0 | 7,000.0 | 2,881.4 | 2,607.8 | 5,489.2 | 138.8 | 115.0 | 127.5 | | | 4,000.0 | 3,000.0 | 7,000.0 | 4,433.8 | 3,950.8 | 8,384.6 | 90.2 | 75.9 | 83.5 | 4 | 4 | 100.0 | 100.0 | 100.0 |
| 21 | 加西市 | 5,000.0 | 2,250.0 | 7,250.0 | 3,182.1 | 2,505.5 | 5,687.6 | 157.1 | 89.8 | 127.5 | | 4 | 6,000.0 | 3,000.0 | 9,000.0 | 4,701.3 | 3,873.3 | 8,574.7 | 127.6 | 77.5 | 105.0 | | 4 | 120.0 | 133.3 | 124.1 |
| 22 | 加東市 | 3,160.0 | 1,560.0 | 4,720.0 | 2,305.1 | 1,891.9 | 4,197.0 | 137.1 | 82.5 | 112.5 | | 4 | 2,960.0 | 980.0 | 3,940.0 | 3,401.8 | 2,788.8 | 6,190.6 | 87.0 | 35.1 | 63.6 | 4 | 4 | 93.7 | 62.8 | 83.5 |
| 23 | 多可町 | 4,400.0 | 2,400.0 | 6,800.0 | 1,778.9 | 1,482.9 | 3,261.8 | 247.3 | 161.8 | 208.5 | | | 3,799.0 | 2,074.0 | 5,873.0 | 2,599.1 | 2,169.1 | 4,768.2 | 146.2 | 95.6 | 123.2 | | 4 | 86.3 | 86.4 | 86.4 |
| 24 | 姫路市 | 24,877.0 | 20,832.0 | 45,709.0 | 29,866.2 | 25,055.3 | 54,921.6 | 83.3 | 83.1 | 83.2 | 4 | 4 | 29,190.0 | 24,954.0 | 54,144.0 | 45,560.9 | 37,958.7 | 83,519.6 | 64.1 | 65.7 | 64.8 | 4 | 4 | 117.3 | 119.8 | 118.5 |
| 25 | 神河町 | 4,139.0 | 1,379.0 | 5,518.0 | 1,327.9 | 869.3 | 2,197.2 | 311.7 | 158.6 | 251.1 | | | 2,759.0 | 919.0 | 3,678.0 | 1,872.9 | 1,239.5 | 3,112.4 | 147.3 | 74.1 | 118.2 | | 4 | 66.7 | 66.6 | 66.7 |
| 26 | 市川町 | 350.0 | 360.0 | 710.0 | 952.1 | 1,073.8 | 2,025.9 | 36.8 | 33.5 | 35.0 | 4 | 4 | 350.0 | 300.0 | 650.0 | 1,452.4 | 1,626.8 | 3,079.2 | 24.1 | 18.4 | 21.1 | 4 | 4 | 100.0 | 83.3 | 91.5 |
| 27 | 福崎町 | 1,356.0 | 635.0 | 1,991.0 | 1,152.6 | 1,176.1 | 2,328.6 | 117.7 | 54.0 | 85.5 | | 4 | 1,064.0 | 648.0 | 1,712.0 | 1,720.0 | 1,626.8 | 3,346.8 | 61.9 | 39.8 | 51.2 | 4 | 4 | 78.5 | 102.0 | 86.0 |
| 28 | 相生市 | 1,756.0 | 1,656.0 | 3,412.0 | 1,929.3 | 1,687.4 | 3,616.7 | 91.0 | 98.1 | 94.3 | 4 | 4 | 1,687.0 | 1,334.0 | 3,021.0 | 2,943.1 | 2,556.4 | 5,499.5 | 57.3 | 52.2 | 54.9 | 4 | 4 | 96.1 | 80.6 | 88.5 |
| 29 | たつの市 | 2,871.0 | 2,878.0 | 5,749.0 | 5,336.8 | 4,192.9 | 9,529.8 | 53.8 | 68.6 | 60.3 | 4 | 4 | 3,042.0 | 2,963.0 | 6,005.0 | 8,064.9 | 6,274.8 | 14,339.7 | 37.7 | 47.2 | 41.9 | 4 | 4 | 106.0 | 103.0 | 104.5 |
| 30 | 赤穂市 | 3,900.0 | 1,800.0 | 5,700.0 | 3,257.2 | 2,710.1 | 5,967.3 | 119.7 | 66.4 | 95.5 | | 4 | 1,100.0 | 500.0 | 1,600.0 | 4,930.7 | 4,105.7 | 9,036.4 | 22.3 | 12.2 | 17.7 | 4 | 4 | 28.2 | 27.8 | 28.1 |
| 31 | 太子町 | 1,051.0 | 548.0 | 1,599.0 | 1,829.1 | 1,534.0 | 3,363.1 | 57.5 | 35.7 | 47.5 | 4 | 4 | 1,033.0 | 538.0 | 1,571.0 | 2,981.3 | 2,246.5 | 5,227.9 | 34.6 | 23.9 | 30.1 | 4 | 4 | 98.3 | 98.2 | 98.2 |
| 32 | 上郡町 | 2,367.0 | 900.0 | 3,267.0 | 1,378.1 | 920.4 | 2,298.5 | 171.8 | 97.8 | 142.1 | | 4 | 2,000.0 | 500.0 | 2,500.0 | 2,140.4 | 1,316.9 | 3,457.4 | 93.4 | 38.0 | 72.3 | 4 | 4 | 84.5 | 55.6 | 76.5 |
| 33 | 佐用町 | 2,368.0 | 1,337.0 | 3,705.0 | 1,753.9 | 1,431.7 | 3,185.6 | 135.0 | 93.4 | 116.3 | | 4 | 2,388.0 | 1,285.0 | 3,673.0 | 2,637.3 | 2,091.6 | 4,728.9 | 90.5 | 61.4 | 77.7 | 4 | 4 | 100.8 | 96.1 | 99.1 |
| 34 | 宍粟市 | 3,150.0 | 2,520.0 | 5,670.0 | 3,908.7 | 3,016.9 | 6,925.5 | 80.6 | 83.5 | 81.9 | 4 | 4 | 2,835.0 | 2,268.0 | 5,103.0 | 5,886.2 | 4,415.6 | 10,301.8 | 48.2 | 51.4 | 49.5 | 4 | 4 | 90.0 | 90.0 | 90.0 |
| 35 | 三土中学校事務組合 | － | 300.0 | 300.0 | － | 153.4 | 153.4 | － | 195.6 | 195.6 | | | － | 270.0 | 270.0 | － | 232.4 | 232.4 | － | 116.2 | 116.2 | | | － | 90.0 | 90.0 |
| 36 | 播磨高原広域事務組合 | 420.0 | 420.0 | 840.0 | 175.4 | 255.7 | 431.1 | 239.5 | 164.3 | 194.9 | | | 400.0 | 420.0 | 820.0 | 305.8 | 309.9 | 615.6 | 130.8 | 135.5 | 133.2 | | | 95.2 | 100.0 | 97.6 |
| 37 | 豊岡市 | 7,593.0 | 4,768.0 | 12,361.0 | 6,589.6 | 5,062.2 | 11,651.8 | 115.2 | 94.2 | 106.1 | | 4 | 9,996.0 | 5,137.0 | 15,133.0 | 9,937.8 | 7,669.2 | 17,607.0 | 100.6 | 67.0 | 85.9 | | 4 | 131.6 | 107.7 | 122.4 |
| 38 | 養父市 | 2,924.0 | 1,940.0 | 4,864.0 | 2,706.0 | 1,840.8 | 4,546.8 | 108.1 | 105.4 | 107.0 | | | 2,924.0 | 1,940.0 | 4,864.0 | 3,745.8 | 2,866.3 | 6,612.0 | 78.1 | 67.7 | 73.6 | 4 | 4 | 100.0 | 100.0 | 100.0 |
| 39 | 朝来市 | 3,437.0 | 1,349.5 | 4,786.5 | 2,680.9 | 2,147.6 | 4,828.5 | 128.2 | 62.8 | 99.1 | | 4 | 3,164.4 | 1,211.6 | 4,376.0 | 3,975.1 | 3,176.1 | 7,151.2 | 79.6 | 38.1 | 61.2 | 4 | 4 | 92.1 | 89.8 | 91.4 |
| 40 | 香美町 | 2,668.0 | 2,000.0 | 4,668.0 | 2,104.7 | 1,636.3 | 3,740.9 | 126.8 | 122.2 | 124.8 | | | 2,376.0 | 1,800.0 | 4,176.0 | 3,172.4 | 2,633.9 | 5,806.3 | 74.9 | 68.3 | 71.9 | 4 | 4 | 89.1 | 90.0 | 89.5 |
| 41 | 新温泉町 | 1,140.0 | 520.0 | 1,660.0 | 1,728.8 | 1,227.2 | 2,956.0 | 65.9 | 42.4 | 56.2 | 4 | 4 | 562.0 | 247.0 | 809.0 | 2,599.1 | 1,704.3 | 4,303.4 | 21.6 | 14.5 | 18.8 | 4 | 4 | 49.3 | 47.5 | 48.7 |
| 42 | 洲本市 | 1,999.2 | 1,865.0 | 3,864.2 | 3,307.3 | 2,403.3 | 5,710.6 | 60.4 | 77.6 | 67.7 | 4 | 4 | 2,300.0 | 1,340.0 | 3,640.0 | 5,045.3 | 3,563.5 | 8,608.8 | 45.6 | 37.6 | 42.3 | 4 | 4 | 115.0 | 71.8 | 94.2 |
| 43 | 南あわじ市 | 4,954.0 | 2,489.0 | 7,443.0 | 3,608.0 | 2,761.2 | 6,369.2 | 137.3 | 90.1 | 116.9 | | 4 | 4,326.0 | 2,145.0 | 6,471.0 | 5,465.8 | 4,183.2 | 9,649.0 | 79.1 | 51.3 | 67.1 | 4 | 4 | 87.3 | 86.2 | 86.9 |
| 44 | 淡路市 | 2,662.8 | 1,121.0 | 3,783.8 | 4,084.1 | 2,505.5 | 6,589.6 | 65.2 | 44.7 | 57.4 | 4 | 4 | 2,823.0 | 1,235.0 | 4,058.0 | 6,383.1 | 3,718.4 | 10,101.5 | 44.2 | 33.2 | 40.2 | 4 | 4 | 106.0 | 110.2 | 107.2 |
| 45 | 南あわじ市・洲本市小中学校組合 | 559.0 | 348.0 | 907.0 | 385.9 | 444.9 | 830.7 | 144.9 | 78.2 | 109.2 | | 4 | 432.0 | 281.0 | 713.0 | 573.3 | 619.7 | 1,193.1 | 75.3 | 45.3 | 59.8 | 4 | 4 | 77.3 | 80.7 | 78.6 |
| 合 計 | | 389,078.7 | 258,685.7 | 647,764.4 | 300,776.9 | 245,373.5 | 546,150.4 | 129.4 | 105.4 | 118.6 | | | 375,276.8 | 264,406.2 | 639,683.0 | 458,743.1 | 369,825.9 | 828,569.0 | 81.8 | 71.5 | 77.2 | | | 96.5 | 102.2 | 98.8 |

# 【奈良県】

【小・中学校分集計表】

| 番号 | 設置者名 | 18年度 図書購入費（予算額） 小 (A) | 中 (B) | 計 (C) | おおよその基準財政需要額（18’） 小 (D) | 中 (E) | 計 (F) | 予算措置率 小 (A)／(D) (G) | 中 (B)／(E) (H) | 計 (C)／(F) (I) | 予算措置率が100%未満の理由 番号（1～4） 小 | 中 | 19年度 図書購入費（予算額） 小 (J) | 中 (K) | 計 (L) | おおよその基準財政需要額（19’） 小 (M) | 中 (N) | 計 (O) | 予算措置率 小 (J)／(M) (P) | 中 (K)／(N) (Q) | 計 (L)／(O) (R) | 予算措置率が100%未満の理由 番号（1～4） 小 | 中 | 18’予算額との比較（伸び率） 小 (J)／(A) (S) | 中 (K)／(B) (T) | 計 (L)／(C) (U) |
|---|---|---|---|---|---|---|---|---|---|---|---|---|---|---|---|---|---|---|---|---|---|---|---|---|---|---|
| | | 千円 | 千円 | 千円 | 千円 | 千円 | 千円 | % | % | % | | | 千円 | 千円 | 千円 | 千円 | 千円 | 千円 | % | % | % | | | % | % | % |
| 1 | 奈良市 | 22,286.0 | 16,647.0 | 38,933.0 | 18,891.9 | 14,982.1 | 33,874.0 | 118.0 | 111.1 | 114.9 | | | 21,017.0 | 15,422.0 | 36,439.0 | 28,781.3 | 23,394.9 | 52,176.3 | 73.0 | 65.9 | 69.8 | 4 | 4 | 94.3 | 92.6 | 93.6 |
| 2 | 大和高田市 | 3,517.0 | 1,966.0 | 5,483.0 | 4,409.8 | 3,579.3 | 7,989.1 | 79.8 | 54.9 | 68.6 | 4 | 4 | 3,292.0 | 1,915.0 | 5,207.0 | 6,574.2 | 5,422.7 | 11,996.9 | 50.1 | 35.3 | 43.4 | 4 | 4 | 93.6 | 97.4 | 95.0 |
| 3 | 大和郡山市 | 550.0 | 500.0 | 1,050.0 | 4,710.4 | 4,192.9 | 8,903.4 | 11.7 | 11.9 | 11.8 | 4 | 4 | 550.0 | 500.0 | 1,050.0 | 7,262.2 | 6,197.3 | 13,459.6 | 7.6 | 8.1 | 7.8 | 4 | 4 | 100.0 | 100.0 | 100.0 |
| 4 | 天理市 | 2,820.0 | 1,720.0 | 4,540.0 | 3,858.6 | 3,068.0 | 6,926.6 | 73.1 | 56.1 | 65.5 | 4 | 4 | 2,680.0 | 1,634.0 | 4,314.0 | 5,924.4 | 4,725.5 | 10,649.9 | 45.2 | 34.6 | 40.5 | 4 | 4 | 95.0 | 95.0 | 95.0 |
| 5 | 橿原市 | 7,292.0 | 4,977.6 | 12,269.6 | 7,266.1 | 6,340.5 | 13,606.6 | 100.4 | 78.5 | 90.2 | | 4 | 5,938.3 | 5,120.0 | 11,058.3 | 10,969.8 | 9,838.3 | 20,808.0 | 54.1 | 52.0 | 53.1 | 4 | 4 | 81.4 | 102.9 | 90.1 |
| 6 | 桜井市 | 2,072.0 | 1,638.0 | 3,710.0 | 3,883.6 | 3,068.0 | 6,951.6 | 53.4 | 53.4 | 53.4 | 4 | 4 | 2,640.0 | 1,054.0 | 3,694.0 | 5,809.8 | 4,648.0 | 10,457.8 | 45.4 | 22.7 | 35.3 | 4 | 4 | 127.4 | 64.3 | 99.6 |
| 7 | 五條市 | 789.0 | 602.0 | 1,391.0 | 2,605.8 | 2,352.1 | 4,957.9 | 30.3 | 25.6 | 28.1 | 4 | 4 | 782.0 | 792.0 | 1,574.0 | 3,822.2 | 3,563.5 | 7,385.7 | 20.5 | 22.2 | 21.3 | 4 | 4 | 99.1 | 131.6 | 113.2 |
| 8 | 御所市 | 770.0 | 680.0 | 1,450.0 | 1,879.2 | 1,789.7 | 3,668.8 | 41.0 | 38.0 | 39.5 | 4 | 4 | 710.0 | 594.0 | 1,304.0 | 2,820.8 | 2,765.6 | 5,586.4 | 25.2 | 21.5 | 23.3 | 4 | 4 | 92.2 | 87.4 | 89.9 |
| 9 | 生駒市 | 5,268.0 | 5,952.0 | 11,220.0 | 6,238.8 | 5,062.2 | 11,301.0 | 84.4 | 117.6 | 99.3 | 4 | | 5,412.0 | 6,136.0 | 11,548.0 | 9,517.3 | 7,591.7 | 17,109.1 | 56.9 | 80.8 | 67.5 | 4 | 4 | 102.7 | 103.1 | 102.9 |
| 10 | 香芝市 | 3,342.8 | 2,667.4 | 6,010.2 | 4,674.3 | 3,333.6 | 8,008.0 | 71.5 | 80.0 | 75.1 | 4 | 4 | 4,000.0 | 2,800.0 | 6,800.0 | 7,260.1 | 5,294.1 | 12,554.2 | 55.1 | 52.9 | 54.2 | 4 | 4 | 119.7 | 105.0 | 113.1 |
| 11 | 宇陀市 | 1,480.0 | 839.0 | 2,319.0 | 2,831.3 | 2,326.6 | 5,157.8 | 52.3 | 36.1 | 45.0 | 4 | 4 | 1,400.0 | 850.0 | 2,250.0 | 4,089.8 | 3,331.1 | 7,420.8 | 34.2 | 25.5 | 30.3 | 4 | 4 | 94.6 | 101.3 | 97.0 |
| 12 | 葛城市 | 5,140.0 | 2,230.0 | 7,370.0 | 2,034.5 | 1,769.2 | 3,803.7 | 252.6 | 126.0 | 193.8 | | | 5,115.0 | 2,263.0 | 7,378.0 | 3,107.5 | 2,734.6 | 5,842.0 | 164.6 | 82.8 | 126.3 | | 4 | 99.5 | 101.5 | 100.1 |
| 13 | 山添村 | 200.0 | 100.0 | 300.0 | 375.8 | 255.7 | 631.5 | 53.2 | 39.1 | 47.5 | 4 | 4 | 200.0 | 100.0 | 300.0 | 535.1 | 387.3 | 922.4 | 37.4 | 25.8 | 32.5 | 4 | 4 | 100.0 | 100.0 | 100.0 |
| 14 | 平群町 | 1,570.0 | 550.0 | 2,120.0 | 1,302.9 | 971.5 | 2,274.4 | 120.5 | 56.6 | 93.2 | | 4 | 1,270.0 | 550.0 | 1,820.0 | 1,987.6 | 1,471.9 | 3,459.4 | 63.9 | 37.4 | 52.6 | 4 | 4 | 80.9 | 100.0 | 85.8 |
| 15 | 三郷町 | 1,150.0 | 800.0 | 1,950.0 | 1,102.4 | 920.4 | 2,022.8 | 104.3 | 86.9 | 96.4 | | 1 | 1,000.0 | 800.0 | 1,800.0 | 1,643.6 | 1,394.4 | 3,038.0 | 60.8 | 57.4 | 59.3 | 1 | 1 | 87.0 | 100.0 | 92.3 |
| 16 | 斑鳩町 | 2,304.0 | 1,984.0 | 4,288.0 | 1,578.5 | 1,380.6 | 2,959.1 | 146.0 | 143.7 | 144.9 | | | 2,300.0 | 1,980.0 | 4,280.0 | 2,369.8 | 2,324.0 | 4,693.8 | 97.1 | 85.2 | 91.2 | 4 | 4 | 99.8 | 99.8 | 99.8 |
| 17 | 安堵町 | 428.0 | 305.0 | 733.0 | 400.9 | 562.5 | 963.4 | 106.8 | 54.2 | 76.1 | | 1 | 570.0 | 248.0 | 818.0 | 611.6 | 774.7 | 1,386.2 | 93.2 | 32.0 | 59.0 | 4 | 1 | 133.2 | 81.3 | 111.6 |
| 18 | 川西町 | 800.0 | － | 800.0 | 551.2 | － | 551.2 | 145.1 | － | 145.1 | | | 800.0 | － | 800.0 | 840.9 | － | 840.9 | 95.1 | － | 95.1 | 4 | | 100.0 | － | 100.0 |
| 19 | 三宅町 | 600.0 | － | 600.0 | 400.9 | － | 400.9 | 149.7 | － | 149.7 | | | 600.0 | － | 600.0 | 611.6 | － | 611.6 | 98.1 | － | 98.1 | 4 | | 100.0 | － | 100.0 |
| 20 | 田原本町 | 2,000.0 | 1,680.0 | 3,680.0 | 1,904.2 | 1,840.8 | 3,745.0 | 105.0 | 91.3 | 98.3 | | 4 | 2,000.0 | 1,455.0 | 3,455.0 | 2,866.7 | 2,556.4 | 5,423.1 | 69.8 | 56.9 | 63.7 | 4 | 4 | 100.0 | 86.6 | 93.9 |
| 21 | 曽爾村 | 150.0 | 150.0 | 300.0 | 175.4 | 255.7 | 431.1 | 85.5 | 58.7 | 69.6 | 4 | 4 | 120.0 | 120.0 | 240.0 | 267.6 | 387.3 | 654.9 | 44.9 | 31.0 | 36.6 | 4 | 4 | 80.0 | 80.0 | 80.0 |
| 22 | 御杖村 | 100.0 | 380.0 | 480.0 | 200.4 | 255.7 | 456.1 | 49.9 | 148.6 | 105.2 | 4 | | 113.0 | 0.0 | 113.0 | 305.8 | 387.3 | 693.1 | 37.0 | 0.0 | 16.3 | 4 | 4 | 113.0 | － | 23.5 |
| 23 | 高取町 | 200.0 | 100.0 | 300.0 | 400.9 | 409.1 | 810.0 | 49.9 | 24.4 | 37.0 | 4 | 4 | 200.0 | 100.0 | 300.0 | 611.6 | 542.3 | 1,153.8 | 32.7 | 18.4 | 26.0 | 4 | 4 | 100.0 | 100.0 | 100.0 |
| 24 | 明日香村 | 340.0 | 310.0 | 650.0 | 375.8 | 409.1 | 784.9 | 90.5 | 75.8 | 82.8 | 4 | 4 | 335.0 | 300.0 | 635.0 | 573.3 | 619.7 | 1,193.1 | 58.4 | 48.4 | 53.2 | 4 | 4 | 98.5 | 96.8 | 97.7 |
| 25 | 上牧町 | 2,120.0 | 1,680.0 | 3,800.0 | 1,403.1 | 1,329.5 | 2,732.6 | 151.1 | 126.4 | 139.1 | | | 1,850.0 | 1,294.0 | 3,144.0 | 2,178.7 | 1,936.7 | 4,115.3 | 84.9 | 66.8 | 76.4 | 4 | 4 | 87.3 | 77.0 | 82.7 |
| 26 | 王寺町 | 410.0 | 600.0 | 1,010.0 | 1,152.6 | 1,073.8 | 2,226.4 | 35.6 | 55.9 | 45.4 | 1 | 1 | 410.0 | 600.0 | 1,010.0 | 1,681.8 | 1,626.8 | 3,308.6 | 24.4 | 36.9 | 30.5 | 1 | 1 | 100.0 | 100.0 | 100.0 |
| 27 | 広陵町 | 2,790.0 | 1,800.0 | 4,590.0 | 2,355.2 | 1,840.8 | 4,196.0 | 118.5 | 97.8 | 109.4 | | 4 | 2,571.2 | 1,950.0 | 4,521.2 | 3,516.4 | 3,098.7 | 6,615.1 | 73.1 | 62.9 | 68.3 | 4 | 4 | 92.2 | 108.3 | 98.5 |
| 28 | 河合町 | 300.0 | 150.0 | 450.0 | 1,002.2 | 1,022.7 | 2,024.9 | 29.9 | 14.7 | 22.2 | 4 | 4 | 300.0 | 150.0 | 450.0 | 1,567.1 | 1,549.3 | 3,116.4 | 19.1 | 9.7 | 14.4 | 4 | 4 | 100.0 | 100.0 | 100.0 |
| 29 | 吉野町 | 400.0 | 200.0 | 600.0 | 701.6 | 613.6 | 1,315.2 | 57.0 | 32.6 | 45.6 | 4 | 4 | 290.0 | 200.0 | 490.0 | 993.8 | 852.1 | 1,845.9 | 29.2 | 23.5 | 26.5 | 4 | 4 | 72.5 | 100.0 | 81.7 |
| 30 | 大淀町 | 532.2 | 235.0 | 767.2 | 1,378.1 | 1,022.7 | 2,400.7 | 38.6 | 23.0 | 32.0 | 4 | 4 | 502.5 | 267.6 | 770.1 | 1,987.6 | 1,471.9 | 3,459.4 | 25.3 | 18.2 | 22.3 | 4 | 4 | 94.4 | 113.9 | 100.4 |
| 31 | 下市町 | 233.0 | 80.0 | 313.0 | 626.4 | 511.3 | 1,137.7 | 37.2 | 15.6 | 27.5 | 4 | 4 | 216.0 | 80.0 | 296.0 | 879.1 | 697.2 | 1,576.3 | 24.6 | 11.5 | 18.8 | 4 | 4 | 92.7 | 100.0 | 94.6 |
| 32 | 黒滝村 | 100.0 | 100.0 | 200.0 | 150.3 | 204.5 | 354.9 | 66.5 | 48.9 | 56.4 | 1 | 1 | 100.0 | 100.0 | 200.0 | 229.3 | 309.9 | 539.2 | 43.6 | 32.3 | 37.1 | 1 | 1 | 100.0 | 100.0 | 100.0 |
| 33 | 天川村 | 200.0 | 200.0 | 400.0 | 250.6 | 460.2 | 710.8 | 79.8 | 43.5 | 56.3 | 4 | 4 | 100.0 | 200.0 | 300.0 | 382.2 | 619.7 | 1,002.0 | 26.2 | 32.3 | 29.9 | 3 | 4 | 50.0 | 100.0 | 75.0 |
| 34 | 野迫川村 | 225.0 | 0.0 | 225.0 | 125.3 | 204.5 | 329.8 | 179.6 | 0.0 | 68.2 | | 4 | 250.0 | 0.0 | 250.0 | 152.9 | 232.4 | 385.3 | 163.5 | 0.0 | 64.9 | | 4 | 111.1 | － | 111.1 |
| 35 | 十津川村 | 1,080.0 | 1,026.0 | 2,106.0 | 751.7 | 664.7 | 1,416.4 | 143.7 | 154.3 | 148.7 | | | 750.0 | 800.0 | 1,550.0 | 1,146.7 | 1,007.1 | 2,153.7 | 65.4 | 79.4 | 72.0 | 4 | 4 | 69.4 | 78.0 | 73.6 |
| 36 | 下北山村 | 340.0 | 200.0 | 540.0 | 225.5 | 153.4 | 378.9 | 150.8 | 130.4 | 142.5 | | | 180.0 | 240.0 | 420.0 | 344.0 | 232.4 | 576.4 | 52.3 | 103.3 | 72.9 | 4 | | 52.9 | 120.0 | 77.8 |
| 37 | 上北山村 | 115.0 | 1,033.0 | 1,148.0 | 100.2 | 204.5 | 304.8 | 114.7 | 505.1 | 376.7 | | | 126.0 | 209.0 | 335.0 | 191.1 | 309.9 | 501.0 | 65.9 | 67.4 | 66.9 | 2 | 4 | 109.6 | 20.2 | 29.2 |
| 38 | 川上村 | 300.0 | 300.0 | 600.0 | 175.4 | 153.4 | 328.8 | 171.0 | 195.6 | 182.5 | | | 400.0 | 400.0 | 800.0 | 267.6 | 309.9 | 577.4 | 149.5 | 129.1 | 138.5 | | | 133.3 | 133.3 | 133.3 |
| 39 | 東吉野村 | 70.0 | 100.0 | 170.0 | 200.4 | 153.4 | 353.8 | 34.9 | 65.2 | 48.0 | 1 | 4 | 70.0 | 100.0 | 170.0 | 267.6 | 232.4 | 500.0 | 26.2 | 43.0 | 34.0 | 1 | 4 | 100.0 | 100.0 | 100.0 |
| 40 | 川西町・三宅町式下中学校組合 | － | 800.0 | 800.0 | － | 818.1 | 818.1 | － | 97.8 | 97.8 | | 4 | － | 800.0 | 800.0 | － | 1,162.0 | 1,162.0 | － | 68.8 | 68.8 | | 4 | － | 100.0 | 100.0 |
| 合 計 | | 74,384.0 | 55,282.0 | 129,666.0 | 82,652.2 | 69,556.4 | 152,208.6 | 90.0 | 79.5 | 85.2 | | | 71,160.0 | 52,123.6 | 123,283.6 | 124,950.2 | 106,000.7 | 230,950.9 | 57.0 | 49.2 | 53.4 | | | 95.7 | 94.3 | 95.1 |

# 【和歌山県】

【小・中学校分集計表】

| 番号 | 設置者名 | 18年度 図書購入費（予算額） 小 (A) | 中 (B) | 計 (C) | おおよその基準財政需要額（18’） 小 (D) | 中 (E) | 計 (F) | 予算措置率 小 (A)／(D) (G) | 中 (B)／(E) (H) | 計 (C)／(F) (I) | 予算措置率が100%未満の理由 番号（1～4） 小 | 中 | 19年度 図書購入費（予算額） 小 (J) | 中 (K) | 計 (L) | おおよその基準財政需要額（19’） 小 (M) | 中 (N) | 計 (O) | 予算措置率 小 (J)／(M) (P) | 中 (K)／(N) (Q) | 計 (L)／(O) (R) | 予算措置率が100%未満の理由 番号（1～4） 小 | 中 | 18’予算額との比較（伸び率） 小 (J)/(A) (S) | 中 (K)/(B) (T) | 計 (L)/(C) (U) |
|---|---|---|---|---|---|---|---|---|---|---|---|---|---|---|---|---|---|---|---|---|---|---|---|---|---|---|
| | | 千円 | 千円 | 千円 | 千円 | 千円 | 千円 | % | % | % | | | 千円 | 千円 | 千円 | 千円 | 千円 | 千円 | % | % | % | | | % | % | % |
| 1 | 橋本市 | 4,122.0 | 3,869.0 | 7,991.0 | 4,209.3 | 4,039.5 | 8,248.9 | 97.9 | 95.8 | 96.9 | 4 | 4 | 4,031.8 | 3,919.0 | 7,950.8 | 6,344.9 | 5,964.9 | 12,309.8 | 63.5 | 65.7 | 64.6 | 4 | 4 | 97.8 | 101.3 | 99.5 |
| 2 | かつらぎ町 | 1,600.0 | 1,050.0 | 2,650.0 | 1,678.7 | 1,124.9 | 2,803.7 | 95.3 | 93.3 | 94.5 | 4 | 4 | 1,701.0 | 1,100.0 | 2,801.0 | 2,484.4 | 1,704.3 | 4,188.7 | 68.5 | 64.5 | 66.9 | 4 | 4 | 106.3 | 104.8 | 105.7 |
| 3 | 九度山町 | 127.0 | 0.0 | 127.0 | 451.0 | 562.5 | 1,013.5 | 28.2 | 0.0 | 12.5 | 4 | 4 | 192.0 | 11.5 | 203.5 | 649.8 | 774.7 | 1,424.4 | 29.5 | 1.5 | 14.3 | 4 | 4 | 151.2 | － | 160.2 |
| 4 | 高野町 | 143.0 | 220.0 | 363.0 | 375.8 | 409.1 | 784.9 | 38.0 | 53.8 | 46.2 | 4 | 4 | 128.0 | 199.0 | 327.0 | 573.3 | 542.3 | 1,115.6 | 22.3 | 36.7 | 29.3 | 4 | 4 | 89.5 | 90.5 | 90.1 |
| 5 | 岩出市 | 4,629.0 | 2,845.0 | 7,474.0 | 3,006.7 | 2,607.8 | 5,614.5 | 154.0 | 109.1 | 133.1 | | | 4,673.0 | 2,824.0 | 7,497.0 | 4,624.9 | 3,950.8 | 8,575.7 | 101.0 | 71.5 | 87.4 | | 4 | 101.0 | 99.3 | 100.3 |
| 6 | 紀ノ川市 | 5,849.0 | 3,613.0 | 9,462.0 | 4,459.9 | 3,937.3 | 8,397.2 | 131.1 | 91.8 | 112.7 | | 4 | 4,673.0 | 2,788.0 | 7,461.0 | 6,650.7 | 5,810.0 | 12,460.7 | 70.3 | 48.0 | 59.9 | 4 | 4 | 79.9 | 77.2 | 78.9 |
| 7 | 和歌山市 | 19,642.1 | 10,932.1 | 30,574.2 | 18,566.2 | 15,442.3 | 34,008.4 | 105.8 | 70.8 | 89.9 | | 4 | 18,959.6 | 9,563.6 | 28,523.2 | 28,055.1 | 22,620.3 | 50,675.4 | 67.6 | 42.3 | 56.3 | 4 | 4 | 96.5 | 87.5 | 93.3 |
| 8 | 海南市 | 4,202.0 | 3,396.0 | 7,598.0 | 3,683.2 | 3,068.0 | 6,751.2 | 114.1 | 110.7 | 112.5 | | | 4,349.0 | 3,440.0 | 7,789.0 | 5,618.7 | 4,493.1 | 10,111.7 | 77.4 | 76.6 | 77.0 | 4 | 4 | 103.5 | 101.3 | 102.5 |
| 9 | 紀美野町 | 1,278.0 | 828.0 | 2,106.0 | 902.0 | 715.9 | 1,617.9 | 141.7 | 115.7 | 130.2 | | | 1,010.0 | 680.0 | 1,690.0 | 1,337.8 | 1,084.5 | 2,422.3 | 75.5 | 62.7 | 69.8 | 4 | 4 | 79.0 | 82.1 | 80.2 |
| 10 | 有田市 | 1,540.0 | 1,347.0 | 2,887.0 | 2,004.4 | 1,738.5 | 3,743.0 | 76.8 | 77.5 | 77.1 | 4 | 4 | 1,521.0 | 1,347.0 | 2,868.0 | 2,981.3 | 2,556.4 | 5,537.7 | 51.0 | 52.7 | 51.8 | 4 | 4 | 98.8 | 100.0 | 99.3 |
| 11 | 湯浅町 | 444.0 | 315.0 | 759.0 | 977.2 | 715.9 | 1,693.0 | 45.4 | 44.0 | 44.8 | 4 | 4 | 424.0 | 315.0 | 739.0 | 1,528.9 | 1,084.5 | 2,613.4 | 27.7 | 29.0 | 28.3 | 4 | 4 | 95.5 | 100.0 | 97.4 |
| 12 | 広川町 | 837.0 | 418.0 | 1,255.0 | 701.6 | 562.5 | 1,264.0 | 119.3 | 74.3 | 99.3 | | 4 | 824.0 | 427.0 | 1,251.0 | 1,032.0 | 852.1 | 1,884.1 | 79.8 | 50.1 | 66.4 | 4 | 4 | 98.4 | 102.2 | 99.7 |
| 13 | 有田川町 | 2,544.0 | 1,349.0 | 3,893.0 | 2,706.0 | 1,789.7 | 4,495.7 | 94.0 | 75.4 | 86.6 | 4 | 4 | 2,537.0 | 1,285.0 | 3,822.0 | 4,013.3 | 2,788.8 | 6,802.1 | 63.2 | 46.1 | 56.2 | 4 | 4 | 99.7 | 95.3 | 98.2 |
| 14 | 御坊市 | 964.0 | 972.0 | 1,936.0 | 1,553.4 | 1,482.9 | 3,036.3 | 62.1 | 65.5 | 63.8 | 4 | 4 | 854.0 | 817.0 | 1,671.0 | 2,369.8 | 2,091.6 | 4,461.4 | 36.0 | 39.1 | 37.5 | 4 | 4 | 88.6 | 84.1 | 86.3 |
| 15 | 美浜町 | 850.0 | 300.0 | 1,150.0 | 576.3 | 460.2 | 1,036.5 | 147.5 | 65.2 | 111.0 | | 4 | 845.0 | 200.0 | 1,045.0 | 879.1 | 619.7 | 1,498.8 | 96.1 | 32.3 | 69.7 | 4 | 4 | 99.4 | 66.7 | 90.9 |
| 16 | 日高町 | 1,000.0 | 400.0 | 1,400.0 | 601.3 | 409.1 | 1,010.4 | 166.3 | 97.8 | 138.6 | | 4 | 1,000.0 | 400.0 | 1,400.0 | 917.3 | 619.7 | 1,537.1 | 109.0 | 64.5 | 91.1 | | 1 | 100.0 | 100.0 | 100.0 |
| 17 | 由良町 | 700.0 | 300.0 | 1,000.0 | 601.3 | 613.6 | 1,214.9 | 116.4 | 48.9 | 82.3 | | 4 | 700.0 | 300.0 | 1,000.0 | 917.3 | 852.1 | 1,769.5 | 76.3 | 35.2 | 56.5 | 3 | 3 | 100.0 | 100.0 | 100.0 |
| 18 | 日高川町 | 1,034.9 | 596.0 | 1,630.9 | 1,453.2 | 1,227.2 | 2,680.4 | 71.2 | 48.6 | 60.8 | 3 | 3 | 1,219.4 | 595.2 | 1,814.6 | 2,025.8 | 1,626.8 | 3,652.6 | 60.2 | 36.6 | 49.7 | 3 | 3 | 117.8 | 99.9 | 111.3 |
| 19 | 御坊市<br>日高川町組合 | － | 288.0 | 288.0 | － | 460.2 | 460.2 | － | 62.6 | 62.6 | | 4 | － | 288.0 | 288.0 | － | 619.7 | 619.7 | － | 46.5 | 46.5 | | 4 | － | 100.0 | 100.0 |
| 20 | 印南町 | 648.0 | 560.0 | 1,208.0 | 1,052.3 | 767.0 | 1,819.3 | 61.6 | 73.0 | 66.4 | 3 | 3 | 772.0 | 736.0 | 1,508.0 | 1,567.1 | 1,162.0 | 2,729.1 | 49.3 | 63.3 | 55.3 | 3 | 3 | 119.1 | 131.4 | 124.8 |
| 21 | みなべ町 | 1,408.0 | 1,100.0 | 2,508.0 | 1,152.6 | 1,227.2 | 2,379.8 | 122.2 | 89.6 | 105.4 | | 4 | 1,510.0 | 1,100.0 | 2,610.0 | 1,720.0 | 1,859.2 | 3,579.2 | 87.8 | 59.2 | 72.9 | 4 | 4 | 107.2 | 100.0 | 104.1 |
| 22 | 田辺市 | 5,927.1 | 5,060.0 | 10,987.1 | 6,188.7 | 5,215.6 | 11,404.3 | 95.8 | 97.0 | 96.3 | 3 | 3 | 5,860.0 | 5,162.0 | 11,022.0 | 9,211.6 | 7,824.1 | 17,035.7 | 63.6 | 66.0 | 64.7 | 4 | 4 | 98.9 | 102.0 | 100.3 |
| 23 | 白浜町 | 1,880.0 | 824.0 | 2,704.0 | 1,979.4 | 1,482.9 | 3,462.3 | 95.0 | 55.6 | 78.1 | 4 | 4 | 2,230.0 | 864.0 | 3,094.0 | 2,943.1 | 2,246.5 | 5,189.6 | 75.8 | 38.5 | 59.6 | 4 | 4 | 118.6 | 104.9 | 114.4 |
| 24 | 上富田町 | 1,150.0 | 976.0 | 2,126.0 | 1,077.4 | 818.1 | 1,895.5 | 106.7 | 119.3 | 112.2 | | | 621.0 | 428.0 | 1,049.0 | 1,643.6 | 1,162.0 | 2,805.6 | 37.8 | 36.8 | 37.4 | 3 | 4 | 54.0 | 43.9 | 49.3 |
| 25 | すさみ町 | 396.0 | 357.0 | 753.0 | 425.9 | 460.2 | 886.1 | 93.0 | 77.6 | 85.0 | 4 | 4 | 427.0 | 481.0 | 908.0 | 649.8 | 697.2 | 1,347.0 | 65.7 | 69.0 | 67.4 | 4 | 4 | 107.8 | 134.7 | 120.6 |
| 26 | 串本町 | 2,697.0 | 1,275.0 | 3,972.0 | 1,778.9 | 1,431.7 | 3,210.7 | 151.6 | 89.1 | 123.7 | | 4 | 2,613.0 | 1,288.0 | 3,901.0 | 2,713.8 | 1,936.7 | 4,650.4 | 96.3 | 66.5 | 83.9 | 4 | 4 | 96.9 | 101.0 | 98.2 |
| 27 | 新宮市 | 1,965.0 | 1,700.0 | 3,665.0 | 2,029.5 | 1,943.1 | 3,972.6 | 96.8 | 87.5 | 92.3 | 4 | 4 | 670.0 | 650.0 | 1,320.0 | 3,057.8 | 3,021.2 | 6,079.0 | 21.9 | 21.5 | 21.7 | 2 | 2 | 34.1 | 38.2 | 36.0 |
| 28 | 那智勝浦町 | 1,000.0 | 740.0 | 1,740.0 | 1,327.9 | 1,022.7 | 2,350.6 | 75.3 | 72.4 | 74.0 | 4 | 4 | 960.0 | 777.0 | 1,737.0 | 1,949.3 | 1,549.3 | 3,498.7 | 49.2 | 50.2 | 49.6 | 4 | 4 | 96.0 | 105.0 | 99.8 |
| 29 | 太地町 | 410.0 | 170.0 | 580.0 | 200.4 | 204.5 | 405.0 | 204.5 | 83.1 | 143.2 | | 4 | 250.0 | 220.0 | 470.0 | 305.8 | 309.9 | 615.6 | 81.8 | 71.0 | 76.3 | 4 | 4 | 61.0 | 129.4 | 81.0 |
| 30 | 古座川町 | 510.0 | 500.0 | 1,010.0 | 400.9 | 409.1 | 810.0 | 127.2 | 122.2 | 124.7 | | | 510.0 | 500.0 | 1,010.0 | 611.6 | 542.3 | 1,153.8 | 83.4 | 92.2 | 87.5 | 4 | 4 | 100.0 | 100.0 | 100.0 |
| 31 | 北山村 | 80.0 | 78.0 | 158.0 | 100.2 | 153.4 | 253.6 | 79.8 | 50.8 | 62.3 | 4 | 4 | 50.0 | 50.0 | 100.0 | 191.1 | 232.4 | 423.5 | 26.2 | 21.5 | 23.6 | 4 | 4 | 62.5 | 64.1 | 63.3 |
| 合 計 | | 69,577.1 | 46,378.1 | 115,955.2 | 66,221.8 | 56,502.3 | 122,724.2 | 105.1 | 82.1 | 94.5 | | | 66,114.8 | 42,755.3 | 108,870.1 | 99,568.9 | 83,199.2 | 182,768.1 | 66.4 | 51.4 | 59.6 | | | 95.0 | 92.2 | 93.9 |

## 【鳥取県】

【小・中学校分集計表】

| 番号 | 設置者名 | 18年度 図書購入費（予算額） 小 (A) | 中 (B) | 計 (C) | おおよその基準財政需要額（18’） 小 (D) | 中 (E) | 計 (F) | 予算措置率 小 (A)／(D) (G) | 中 (B)／(E) (H) | 計 (C)／(F) (I) | 予算措置率が100%未満の理由 番号（1～4） 小 | 中 | 19年度 図書購入費（予算額） 小 (J) | 中 (K) | 計 (L) | おおよその基準財政需要額（19’） 小 (M) | 中 (N) | 計 (O) | 予算措置率 小 (J)／(M) (P) | 中 (K)／(N) (Q) | 計 (L)／(O) (R) | 予算措置率が100%未満の理由 番号（1～4） 小 | 中 | 18’予算額との比較（伸び率） 小 (J)/(A) (S) | 中 (K)/(B) (T) | 計 (L)/(C) (U) |
|---|---|---|---|---|---|---|---|---|---|---|---|---|---|---|---|---|---|---|---|---|---|---|---|---|---|---|
| | | 千円 | 千円 | 千円 | 千円 | 千円 | 千円 | % | % | % | | | 千円 | 千円 | 千円 | 千円 | 千円 | 千円 | % | % | % | | | % | % | % |
| 1 | 鳥取市 | 13,000.0 | 11,400.0 | 24,400.0 | 13,053.9 | 11,264.7 | 24,318.6 | 99.6 | 101.2 | 100.3 | 4 | | 13,000.0 | 11,400.0 | 24,400.0 | 19,665.3 | 16,632.1 | 36,297.4 | 66.1 | 68.5 | 67.2 | 4 | 4 | 100.0 | 100.0 | 100.0 |
| 2 | 米子市 | 10,763.0 | 8,051.0 | 18,814.0 | 8,348.5 | 6,851.9 | 15,200.4 | 128.9 | 117.5 | 123.8 | | | 11,596.0 | 8,213.0 | 19,809.0 | 12,777.7 | 10,411.5 | 23,189.2 | 90.8 | 78.9 | 85.4 | 4 | 4 | 107.7 | 102.0 | 105.3 |
| 3 | 倉吉市 | 3,327.0 | 2,221.0 | 5,548.0 | 3,720.8 | 3,200.9 | 6,921.7 | 89.4 | 69.4 | 80.2 | 4 | 4 | 3,306.0 | 2,129.0 | 5,435.0 | 5,607.2 | 4,764.2 | 10,371.4 | 59.0 | 44.7 | 52.4 | 4 | 4 | 99.4 | 95.9 | 98.0 |
| 4 | 境港市 | 5,424.0 | 3,000.0 | 8,424.0 | 2,255.0 | 1,994.2 | 4,249.2 | 240.5 | 150.4 | 198.2 | | | 5,424.0 | 3,000.0 | 8,424.0 | 3,440.0 | 3,021.2 | 6,461.2 | 157.7 | 99.3 | 130.4 | | 4 | 100.0 | 100.0 | 100.0 |
| 5 | 岩美町 | 1,300.0 | 850.0 | 2,150.0 | 801.8 | 767.0 | 1,568.8 | 162.1 | 110.8 | 137.0 | | | 1,300.0 | 850.0 | 2,150.0 | 1,184.9 | 1,084.5 | 2,269.4 | 109.7 | 78.4 | 94.7 | | 4 | 100.0 | 100.0 | 100.0 |
| 6 | 八頭町 | 2,110.0 | 1,068.0 | 3,178.0 | 1,859.1 | 1,339.7 | 3,198.8 | 113.5 | 79.7 | 99.3 | | 4 | 2,106.0 | 1,024.0 | 3,130.0 | 2,817.0 | 2,099.3 | 4,916.3 | 74.8 | 48.8 | 63.7 | 4 | 4 | 99.8 | 95.9 | 98.5 |
| 7 | 若桜町 | 303.0 | 270.0 | 573.0 | 350.8 | 409.1 | 759.8 | 86.4 | 66.0 | 75.4 | 4 | 4 | 212.0 | 211.0 | 423.0 | 535.1 | 542.3 | 1,077.4 | 39.6 | 38.9 | 39.3 | 4 | 4 | 70.0 | 78.1 | 73.8 |
| 8 | 智頭町 | 1,130.0 | 350.0 | 1,480.0 | 927.1 | 562.5 | 1,489.5 | 121.9 | 62.2 | 99.4 | | 4 | 1,130.0 | 350.0 | 1,480.0 | 1,376.0 | 852.1 | 2,228.1 | 82.1 | 41.1 | 66.4 | 4 | 4 | 100.0 | 100.0 | 100.0 |
| 9 | 三朝町 | 600.0 | 538.0 | 1,138.0 | 576.3 | 460.2 | 1,036.5 | 104.1 | 116.9 | 109.8 | | | 540.0 | 500.0 | 1,040.0 | 879.1 | 619.7 | 1,498.8 | 61.4 | 80.7 | 69.4 | 4 | 4 | 90.0 | 92.9 | 91.4 |
| 10 | 湯梨浜町 | 2,024.4 | 1,048.4 | 3,072.8 | 1,225.2 | 1,063.6 | 2,288.8 | 165.2 | 98.6 | 134.3 | | 4 | 1,796.0 | 1,072.0 | 2,868.0 | 1,792.6 | 1,580.3 | 3,372.9 | 100.2 | 67.8 | 85.0 | | 4 | 88.7 | 102.3 | 93.3 |
| 11 | 琴浦町 | 2,344.0 | 1,983.0 | 4,327.0 | 1,608.6 | 1,222.1 | 2,830.7 | 145.7 | 162.3 | 152.9 | | | 2,402.0 | 1,774.0 | 4,176.0 | 2,530.3 | 2,014.1 | 4,544.4 | 94.9 | 88.1 | 91.9 | 4 | 4 | 102.5 | 89.5 | 96.5 |
| 12 | 北栄町 | 1,260.0 | 1,042.0 | 2,302.0 | 841.9 | 1,058.5 | 1,900.3 | 149.7 | 98.4 | 121.1 | | 4 | 2,403.0 | 2,124.0 | 4,527.0 | 1,207.8 | 1,564.8 | 2,772.6 | 199.0 | 135.7 | 163.3 | | | 190.7 | 203.8 | 196.7 |
| 13 | 日吉津村 | 300.0 | － | 300.0 | 200.4 | － | 200.4 | 149.7 | － | 149.7 | | | 400.0 | － | 400.0 | 305.8 | － | 305.8 | 130.8 | － | 130.8 | | | 133.3 | － | 133.3 |
| 14 | 大山町 | 1,590.0 | 1,100.0 | 2,690.0 | 1,428.2 | 1,232.3 | 2,660.5 | 111.3 | 89.3 | 101.1 | | 4 | 1,361.0 | 1,330.0 | 2,691.0 | 2,044.9 | 1,789.5 | 3,834.4 | 66.6 | 74.3 | 70.2 | 4 | 4 | 85.6 | 120.9 | 100.0 |
| 15 | 南部町 | 1,600.0 | 600.0 | 2,200.0 | 701.6 | 813.0 | 1,514.6 | 228.1 | 73.8 | 145.3 | | 4 | 1,050.0 | 1,000.0 | 2,050.0 | 1,116.1 | 1,177.5 | 2,293.6 | 94.1 | 84.9 | 89.4 | 4 | 4 | 65.6 | 166.7 | 93.2 |
| 16 | 伯耆町 | 3,755.0 | 1,850.0 | 5,605.0 | 1,039.8 | 818.1 | 1,857.9 | 361.1 | 226.1 | 301.7 | | | 3,840.0 | 1,800.0 | 5,640.0 | 1,632.1 | 1,169.7 | 2,801.8 | 235.3 | 153.9 | 201.3 | | | 102.3 | 97.3 | 100.6 |
| 17 | 日南町 | 1,800.0 | 350.0 | 2,150.0 | 952.1 | 460.2 | 1,412.3 | 189.1 | 76.1 | 152.2 | | 4 | 1,800.0 | 400.0 | 2,200.0 | 1,299.6 | 619.7 | 1,919.3 | 138.5 | 64.5 | 114.6 | | 4 | 100.0 | 114.3 | 102.3 |
| 18 | 日野町 | 337.7 | 200.0 | 537.7 | 300.7 | 204.5 | 505.2 | 112.3 | 97.8 | 106.4 | | 4 | 350.0 | 200.0 | 550.0 | 458.7 | 309.9 | 768.5 | 76.3 | 64.5 | 71.6 | 4 | 4 | 103.6 | 100.0 | 102.3 |
| 19 | 江府町 | 750.0 | 415.0 | 1,165.0 | 526.2 | 306.8 | 833.0 | 142.5 | 135.3 | 139.9 | | | 750.0 | 415.0 | 1,165.0 | 764.4 | 464.8 | 1,229.2 | 98.1 | 89.3 | 94.8 | 4 | 4 | 100.0 | 100.0 | 100.0 |
| 20 | 米子市日吉津村中学校組合 | － | 887.0 | 887.0 | － | 818.1 | 818.1 | － | 108.4 | 108.4 | | | － | 887.0 | 887.0 | － | 1,239.5 | 1,239.5 | － | 71.6 | 71.6 | | 4 | － | 100.0 | 100.0 |
| 合 計 | | 53,718.1 | 37,223.4 | 90,941.5 | 40,717.8 | 34,847.4 | 75,565.2 | 131.9 | 106.8 | 120.3 | | | 54,766.0 | 38,679.0 | 93,445.0 | 61,434.6 | 51,956.9 | 113,391.5 | 89.1 | 74.4 | 82.4 | | | 102.0 | 103.9 | 102.8 |

## 【島根県】

【小・中学校分集計表】

| 番号 | 設置者名 | 18年度 図書購入費（予算額） 小 (A) | 中 (B) | 計 (C) | おおよその基準財政需要額（18’） 小 (D) | 中 (E) | 計 (F) | 予算措置率 小 (A)／(D) (G) | 中 (B)／(E) (H) | 計 (C)／(F) (I) | 予算措置率が100%未満の理由 番号（1～4） 小 | 中 | 19年度 図書購入費（予算額） 小 (J) | 中 (K) | 計 (L) | おおよその基準財政需要額（19’） 小 (M) | 中 (N) | 計 (O) | 予算措置率 小 (J)／(M) (P) | 中 (K)／(N) (Q) | 計 (L)／(O) (R) | 予算措置率が100%未満の理由 番号（1～4） 小 | 中 | 18’予算額との比較（伸び率） 小 (J)/(A) (S) | 中 (K)/(B) (T) | 計 (L)/(C) (U) |
|---|---|---|---|---|---|---|---|---|---|---|---|---|---|---|---|---|---|---|---|---|---|---|---|---|---|---|
| | | 千円 | 千円 | 千円 | 千円 | 千円 | 千円 | % | % | % | | | 千円 | 千円 | 千円 | 千円 | 千円 | 千円 | % | % | % | | | % | % | % |
| 1 | 松江市 | 10,000.0 | 8,760.0 | 18,760.0 | 11,049.5 | 9,510.8 | 20,560.3 | 90.5 | 92.1 | 91.2 | 4 | 4 | 10,000.0 | 8,760.0 | 18,760.0 | 16,512.0 | 14,176.4 | 30,688.4 | 60.6 | 61.8 | 61.1 | 4 | 4 | 100.0 | 100.0 | 100.0 |
| 2 | 安来市 | 3,900.0 | 2,000.0 | 5,900.0 | 3,733.3 | 3,170.3 | 6,903.5 | 104.5 | 63.1 | 85.5 | | 4 | 3,000.0 | 1,000.0 | 4,000.0 | 5,656.9 | 4,648.0 | 10,304.9 | 53.0 | 21.5 | 38.8 | 4 | 4 | 76.9 | 50.0 | 67.8 |
| 3 | 東出雲町 | 1,150.0 | 500.0 | 1,650.0 | 902.0 | 664.7 | 1,566.7 | 127.5 | 75.2 | 105.3 | | 4 | 1,280.0 | 500.0 | 1,780.0 | 1,452.4 | 1,084.5 | 2,537.0 | 88.1 | 46.1 | 70.2 | 4 | 4 | 111.3 | 100.0 | 107.9 |
| 4 | 出雲市 | 7,610.0 | 6,269.0 | 13,879.0 | 9,746.6 | 8,334.7 | 18,081.3 | 78.1 | 75.2 | 76.8 | 4 | 4 | 7,230.0 | 6,080.0 | 13,310.0 | 14,906.7 | 12,394.7 | 27,301.3 | 48.5 | 49.1 | 48.8 | 4 | 4 | 95.0 | 97.0 | 95.9 |
| 5 | 雲南市 | 3,079.0 | 1,647.0 | 4,726.0 | 4,084.1 | 2,812.3 | 6,896.4 | 75.4 | 58.6 | 68.5 | 4 | 4 | 2,169.0 | 1,406.0 | 3,575.0 | 6,230.2 | 4,338.1 | 10,568.4 | 34.8 | 32.4 | 33.8 | 4 | 4 | 70.4 | 85.4 | 75.6 |
| 6 | 奥出雲町 | 1,366.0 | 942.0 | 2,308.0 | 1,753.9 | 1,073.8 | 2,827.7 | 77.9 | 87.7 | 81.6 | 4 | 4 | 1,342.0 | 1,200.0 | 2,542.0 | 2,713.8 | 1,549.3 | 4,263.1 | 49.5 | 77.5 | 59.6 | 4 | 4 | 98.2 | 127.4 | 110.1 |
| 7 | 飯南町 | 650.0 | 450.0 | 1,100.0 | 801.8 | 511.3 | 1,313.1 | 81.1 | 88.0 | 83.8 | 4 | 4 | 705.0 | 600.0 | 1,305.0 | 1,184.9 | 774.7 | 1,959.6 | 59.5 | 77.5 | 66.6 | 4 | 4 | 108.5 | 133.3 | 118.6 |
| 8 | 斐川町 | 2,200.0 | 1,100.0 | 3,300.0 | 1,578.5 | 1,431.7 | 3,010.2 | 139.4 | 76.8 | 109.6 | | 4 | 200.0 | 100.0 | 300.0 | 2,408.0 | 2,246.5 | 4,654.5 | 8.3 | 4.5 | 6.4 | 4 | 4 | 9.1 | 9.1 | 9.1 |
| 9 | 浜田市 | 4,741.0 | 2,690.0 | 7,431.0 | 4,961.0 | 3,835.0 | 8,796.0 | 95.6 | 70.1 | 84.5 | 4 | 4 | 5,216.0 | 3,014.0 | 8,230.0 | 7,300.4 | 5,732.5 | 13,033.0 | 71.4 | 52.6 | 63.1 | 4 | 4 | 110.0 | 112.0 | 110.8 |
| 10 | 大田市 | 1,925.5 | 1,657.4 | 3,582.9 | 3,658.1 | 2,863.5 | 6,521.6 | 52.6 | 57.9 | 54.9 | 4 | 4 | 2,085.0 | 1,786.0 | 3,871.0 | 5,580.4 | 4,105.7 | 9,686.2 | 37.4 | 43.5 | 40.0 | 4 | 4 | 108.3 | 107.8 | 108.0 |
| 11 | 江津市 | 825.0 | 988.0 | 1,813.0 | 1,954.3 | 1,636.3 | 3,590.6 | 42.2 | 60.4 | 50.5 | 4 | 4 | 1,832.0 | 588.0 | 2,420.0 | 2,943.1 | 2,478.9 | 5,422.0 | 62.2 | 23.7 | 44.6 | 4 | 4 | 222.1 | 59.5 | 133.5 |
| 12 | 川本町 | 416.5 | 198.0 | 614.5 | 476.1 | 204.5 | 680.6 | 87.5 | 96.8 | 90.3 | 4 | 4 | 450.0 | 160.0 | 610.0 | 688.0 | 309.9 | 997.9 | 65.4 | 51.6 | 61.1 | 4 | 4 | 108.0 | 80.8 | 99.3 |
| 13 | 美郷町 | 378.0 | 148.0 | 526.0 | 626.4 | 511.3 | 1,137.7 | 60.3 | 28.9 | 46.2 | 4 | 4 | 349.5 | 155.4 | 504.9 | 688.0 | 774.7 | 1,462.7 | 50.8 | 20.1 | 34.5 | 4 | 4 | 92.5 | 105.0 | 96.0 |
| 14 | 邑南町 | 2,030.0 | 952.0 | 2,982.0 | 1,252.8 | 818.1 | 2,070.9 | 162.0 | 116.4 | 144.0 | | | 1,672.3 | 744.9 | 2,417.2 | 1,911.1 | 1,239.5 | 3,150.6 | 87.5 | 60.1 | 76.7 | 4 | 4 | 82.4 | 78.2 | 81.1 |
| 15 | 益田市 | 1,061.0 | 1,260.0 | 2,321.0 | 4,084.1 | 3,681.6 | 7,765.7 | 26.0 | 34.2 | 29.9 | 4 | 4 | 864.0 | 1,025.0 | 1,889.0 | 6,153.8 | 5,577.6 | 11,731.4 | 14.0 | 18.4 | 16.1 | 4 | 4 | 81.4 | 81.3 | 81.4 |
| 16 | 津和野町 | 758.0 | 384.0 | 1,142.0 | 902.0 | 715.9 | 1,617.9 | 84.0 | 53.6 | 70.6 | 4 | 4 | 675.9 | 331.9 | 1,007.8 | 1,337.8 | 929.6 | 2,267.4 | 50.5 | 35.7 | 44.4 | 4 | 4 | 89.2 | 86.4 | 88.2 |
| 17 | 吉賀町 | 420.0 | 210.0 | 630.0 | 851.9 | 869.3 | 1,721.2 | 49.3 | 24.2 | 36.6 | 4 | 4 | 315.0 | 182.0 | 497.0 | 1,299.6 | 1,239.5 | 2,539.0 | 24.2 | 14.7 | 19.6 | 4 | 4 | 75.0 | 86.7 | 78.9 |
| 18 | 隠岐の島町 | 1,309.0 | 806.0 | 2,115.0 | 1,954.3 | 1,431.7 | 3,386.1 | 67.0 | 56.3 | 62.5 | 4 | 4 | 1,259.0 | 807.0 | 2,066.0 | 2,904.9 | 2,324.0 | 5,228.9 | 43.3 | 34.7 | 39.5 | 4 | 4 | 96.2 | 100.1 | 97.7 |
| 19 | 海士町 | 365.0 | 250.0 | 615.0 | 325.7 | 255.7 | 581.4 | 112.1 | 97.8 | 105.8 | | 4 | 300.0 | 250.0 | 550.0 | 496.9 | 387.3 | 884.2 | 60.4 | 64.5 | 62.2 | 4 | 4 | 82.2 | 100.0 | 89.4 |
| 20 | 西ノ島町 | 302.4 | 124.7 | 427.1 | 400.9 | 255.7 | 656.6 | 75.4 | 48.8 | 65.1 | 4 | 4 | 371.0 | 190.0 | 561.0 | 649.8 | 309.9 | 959.6 | 57.1 | 61.3 | 58.5 | 4 | 4 | 122.7 | 152.4 | 131.4 |
| 21 | 知夫村 | 181.8 | 129.8 | 311.6 | 125.3 | 153.4 | 278.7 | 145.1 | 84.6 | 111.8 | | 4 | 180.0 | 150.0 | 330.0 | 191.1 | 232.4 | 423.5 | 94.2 | 64.5 | 77.9 | 4 | 4 | 99.0 | 115.6 | 105.9 |
| 合 計 | | 44,668.2 | 31,465.9 | 76,134.1 | 55,222.4 | 44,741.7 | 99,964.1 | 80.9 | 70.3 | 76.2 | | | 41,495.7 | 29,030.2 | 70,525.9 | 83,209.8 | 66,853.7 | 150,063.5 | 49.9 | 43.4 | 47.0 | | | 92.9 | 92.3 | 92.6 |

# 【岡山県】

【小・中学校分集計表】

| 番号 | 設置者名 | 18年度 図書購入費（予算額） 小 (A) | 中 (B) | 計 (C) | おおよその基準財政需要額（18’） 小 (D) | 中 (E) | 計 (F) | 予算措置率 小 (A)／(D) (G) | 中 (B)／(E) (H) | 計 (C)／(F) (I) | 予算措置率が100%未満の理由 番号（1～4） 小 | 中 | 19年度 図書購入費（予算額） 小 (J) | 中 (K) | 計 (L) | おおよその基準財政需要額（19’） 小 (M) | 中 (N) | 計 (O) | 予算措置率 小 (J)／(M) (P) | 中 (K)／(N) (Q) | 計 (L)／(O) (R) | 予算措置率が100%未満の理由 番号（1～4） 小 | 中 | 18’予算額との比較（伸び率） 小 (J)/(A) (S) | 中 (K)/(B) (T) | 計 (L)/(C) (U) |
|---|---|---|---|---|---|---|---|---|---|---|---|---|---|---|---|---|---|---|---|---|---|---|---|---|---|---|
| | | 千円 | 千円 | 千円 | 千円 | 千円 | 千円 | % | % | % | | | 千円 | 千円 | 千円 | 千円 | 千円 | 千円 | % | % | % | | | % | % | % |
| 1 | (旧)岡山市 | 40,057.0 | 25,652.0 | 65,709.0 | 34,125.7 | 28,276.7 | 62,402.4 | 117.4 | 90.7 | 105.3 | | 4 | 40,348.0 | 25,600.0 | 65,948.0 | 52,173.3 | 43,071.5 | 95,244.8 | 77.3 | 59.4 | 69.2 | 4 | 4 | 100.7 | 99.8 | 100.4 |
| 2 | (旧)建部町 | 442.0 | 198.0 | 640.0 | 501.1 | 409.1 | 910.2 | 88.2 | 48.4 | 70.3 | 4 | 4 | 562.0 | 344.0 | 906.0 | 726.2 | 619.7 | 1,346.0 | 77.4 | 55.5 | 67.3 | 4 | 4 | 127.1 | 173.7 | 141.6 |
| 3 | (旧)瀬戸町 | 653.0 | 362.0 | 1,015.0 | 801.8 | 664.7 | 1,466.5 | 81.4 | 54.5 | 69.2 | 4 | 4 | 917.0 | 558.0 | 1,475.0 | 1,184.9 | 929.6 | 2,114.5 | 77.4 | 60.0 | 69.8 | 4 | 4 | 140.4 | 154.1 | 145.3 |
| 4 | 倉敷市 | 34,485.0 | 17,605.0 | 52,090.0 | 25,431.4 | 21,066.9 | 46,498.3 | 135.6 | 83.6 | 112.0 | | 4 | 29,496.0 | 22,593.0 | 52,089.0 | 38,796.1 | 32,235.4 | 71,031.5 | 76.0 | 70.1 | 73.3 | 4 | 4 | 85.5 | 128.3 | 100.0 |
| 5 | 津山市 | 8,774.4 | 6,943.1 | 15,717.5 | 7,316.2 | 5,573.5 | 12,889.8 | 119.9 | 124.6 | 121.9 | | | 8,774.3 | 6,943.1 | 15,717.4 | 11,199.1 | 8,521.3 | 19,720.4 | 78.3 | 81.5 | 79.7 | 4 | 4 | 100.0 | 100.0 | 100.0 |
| 6 | 玉野市 | 4,762.0 | 2,779.0 | 7,541.0 | 3,708.2 | 3,170.3 | 6,878.5 | 128.4 | 87.7 | 109.6 | | 4 | 4,696.0 | 2,718.0 | 7,414.0 | 5,613.4 | 4,685.2 | 10,298.5 | 83.7 | 58.0 | 72.0 | 4 | 4 | 98.6 | 97.8 | 98.3 |
| 7 | 笠岡市 | 3,937.0 | 2,857.0 | 6,794.0 | 3,658.1 | 3,323.7 | 6,981.8 | 107.6 | 86.0 | 97.3 | | 4 | 3,480.0 | 3,192.0 | 6,672.0 | 5,500.9 | 5,005.3 | 10,506.2 | 63.3 | 63.8 | 63.5 | 4 | 4 | 88.4 | 111.7 | 98.2 |
| 8 | 井原市 | 2,652.0 | 2,915.0 | 5,567.0 | 2,956.6 | 2,352.1 | 5,308.7 | 89.7 | 123.9 | 104.9 | 4 | | 3,000.0 | 2,500.0 | 5,500.0 | 4,433.8 | 3,447.7 | 7,881.4 | 67.7 | 72.5 | 69.8 | 4 | 1 | 113.1 | 85.8 | 98.8 |
| 9 | 総社市 | 8,047.0 | 2,663.0 | 10,710.0 | 4,209.3 | 3,272.5 | 7,481.9 | 191.2 | 81.4 | 143.1 | | 4 | 8,500.0 | 3,000.0 | 11,500.0 | 6,497.8 | 4,810.7 | 11,308.5 | 130.8 | 62.4 | 101.7 | | 4 | 105.6 | 112.7 | 107.4 |
| 10 | 高梁市 | 2,780.0 | 1,835.0 | 4,615.0 | 2,931.5 | 2,096.5 | 5,028.0 | 94.8 | 87.5 | 91.8 | 4 | 4 | 2,780.0 | 1,943.0 | 4,723.0 | 4,362.0 | 3,045.4 | 7,407.4 | 63.7 | 63.8 | 63.8 | 4 | 4 | 100.0 | 105.9 | 102.3 |
| 11 | 新見市 | 1,674.0 | 680.0 | 2,354.0 | 3,833.5 | 2,761.2 | 6,594.7 | 43.7 | 24.6 | 35.7 | 4 | 4 | 1,584.0 | 671.0 | 2,255.0 | 5,575.1 | 3,834.6 | 9,409.7 | 28.4 | 17.5 | 24.0 | 4 | 4 | 94.6 | 98.7 | 95.8 |
| 12 | 備前市 | 3,166.0 | 2,584.0 | 5,750.0 | 2,555.7 | 2,045.3 | 4,601.0 | 123.9 | 126.3 | 125.0 | | | 3,967.0 | 3,442.0 | 7,409.0 | 3,827.2 | 3,176.1 | 7,003.3 | 103.7 | 108.4 | 105.8 | | | 125.3 | 133.2 | 128.9 |
| 13 | 瀬戸内市 | 4,200.0 | 2,400.0 | 6,600.0 | 2,430.4 | 1,943.1 | 4,373.5 | 172.8 | 123.5 | 150.9 | | | 4,100.0 | 2,200.0 | 6,300.0 | 3,678.3 | 2,943.7 | 6,622.0 | 111.5 | 74.7 | 95.1 | | 4 | 97.6 | 91.7 | 95.5 |
| 14 | 赤磐市 | 3,476.0 | 2,380.0 | 5,856.0 | 2,981.6 | 2,556.7 | 5,538.3 | 116.6 | 93.1 | 105.7 | | 4 | 3,590.0 | 2,600.0 | 6,190.0 | 4,504.7 | 3,740.7 | 8,245.4 | 79.7 | 69.5 | 75.1 | 4 | 4 | 103.3 | 109.2 | 105.7 |
| 15 | 真庭市 | 4,450.5 | 3,167.5 | 7,618.0 | 4,760.6 | 3,016.9 | 7,777.4 | 93.5 | 105.0 | 98.0 | 4 | | 4,702.0 | 3,328.5 | 8,030.5 | 7,277.9 | 4,581.2 | 11,859.1 | 64.6 | 72.7 | 67.7 | 4 | 4 | 105.7 | 105.1 | 105.4 |
| 16 | 美作市 | 1,200.0 | 900.0 | 2,100.0 | 2,405.3 | 1,943.1 | 4,348.4 | 49.9 | 46.3 | 48.3 | 4 | 4 | 1,390.0 | 910.0 | 2,300.0 | 3,578.1 | 2,858.5 | 6,436.6 | 38.8 | 31.8 | 35.7 | 4 | 4 | 115.8 | 101.1 | 109.5 |
| 17 | 浅口市 | 2,189.9 | 1,233.7 | 3,423.6 | 1,979.4 | 1,636.3 | 3,615.7 | 110.6 | 75.4 | 94.7 | | 4 | 2,313.6 | 1,245.4 | 3,559.0 | 3,134.2 | 2,495.1 | 5,629.3 | 73.8 | 49.9 | 63.2 | 4 | 4 | 105.6 | 100.9 | 104.0 |
| 18 | 和気町 | 582.0 | 366.0 | 948.0 | 1,277.8 | 818.1 | 2,096.0 | 45.5 | 44.7 | 45.2 | 4 | 4 | 840.0 | 440.0 | 1,280.0 | 1,934.0 | 1,208.5 | 3,142.5 | 43.4 | 36.4 | 40.7 | 4 | 4 | 144.3 | 120.2 | 135.0 |
| 19 | 早島町 | 500.0 | 400.0 | 900.0 | 601.3 | 562.5 | 1,163.8 | 83.1 | 71.1 | 77.3 | 4 | 1 | 500.0 | 400.0 | 900.0 | 917.3 | 852.1 | 1,769.5 | 54.5 | 46.9 | 50.9 | 4 | 1 | 100.0 | 100.0 | 100.0 |
| 20 | 里庄町 | 900.0 | 450.0 | 1,350.0 | 601.3 | 511.3 | 1,112.7 | 149.7 | 88.0 | 121.3 | | 4 | 900.0 | 450.0 | 1,350.0 | 917.3 | 774.7 | 1,692.0 | 98.1 | 58.1 | 79.8 | 3 | 3 | 100.0 | 100.0 | 100.0 |
| 21 | 矢掛町 | 1,771.0 | 948.0 | 2,719.0 | 1,302.9 | 664.7 | 1,967.6 | 135.9 | 142.6 | 138.2 | | | 1,775.0 | 989.0 | 2,764.0 | 1,984.4 | 976.1 | 2,960.5 | 89.4 | 101.3 | 93.4 | 4 | | 100.2 | 104.3 | 101.7 |
| 22 | 新庄村 | 219.0 | 241.0 | 460.0 | 200.4 | 204.5 | 405.0 | 109.3 | 117.8 | 113.6 | | | 150.0 | 230.0 | 380.0 | 309.3 | 296.5 | 605.8 | 48.5 | 77.6 | 62.7 | 4 | 4 | 68.5 | 95.4 | 82.6 |
| 23 | 鏡野町 | 708.0 | 468.0 | 1,176.0 | 1,277.8 | 1,124.9 | 2,402.8 | 55.4 | 41.6 | 48.9 | 4 | 4 | 626.0 | 356.0 | 982.0 | 2,029.3 | 1,640.2 | 3,669.4 | 30.8 | 21.7 | 26.8 | 4 | 4 | 88.4 | 76.1 | 83.5 |
| 24 | 勝央町 | 900.0 | 757.5 | 1,657.5 | 826.8 | 613.6 | 1,440.4 | 108.8 | 123.5 | 115.1 | | | 1,100.0 | 800.0 | 1,900.0 | 1,337.8 | 929.6 | 2,267.4 | 82.2 | 86.1 | 83.8 | 3 | 3 | 122.2 | 105.6 | 114.6 |
| 25 | 奈義町 | 400.0 | 500.0 | 900.0 | 350.8 | 357.9 | 708.7 | 114.0 | 139.7 | 127.0 | | | 400.0 | 500.0 | 900.0 | 535.1 | 542.3 | 1,077.4 | 74.8 | 92.2 | 83.5 | 3 | 3 | 100.0 | 100.0 | 100.0 |
| 26 | 西粟倉村 | 150.0 | 100.0 | 250.0 | 200.4 | 153.4 | 353.8 | 74.8 | 65.2 | 70.7 | 4 | 4 | 150.0 | 100.0 | 250.0 | 309.3 | 359.6 | 668.9 | 48.5 | 27.8 | 37.4 | 4 | 4 | 100.0 | 100.0 | 100.0 |
| 27 | 久米南町 | 300.0 | 300.0 | 600.0 | 526.2 | 306.8 | 833.0 | 57.0 | 97.8 | 72.0 | 4 | 4 | 300.0 | 300.0 | 600.0 | 840.9 | 433.8 | 1,274.7 | 35.7 | 69.2 | 47.1 | 4 | 4 | 100.0 | 100.0 | 100.0 |
| 28 | 美咲町 | 1,558.0 | 898.0 | 2,456.0 | 1,127.5 | 1,022.7 | 2,150.2 | 138.2 | 87.8 | 114.2 | | 4 | 1,508.0 | 900.0 | 2,408.0 | 1,623.8 | 1,519.0 | 3,142.8 | 92.9 | 59.3 | 76.6 | 4 | 4 | 96.8 | 100.2 | 98.0 |
| 29 | 吉備中央町 | 2,330.0 | 1,003.0 | 3,333.0 | 1,528.4 | 971.5 | 2,499.9 | 152.4 | 103.2 | 133.3 | | | 2,019.0 | 888.0 | 2,907.0 | 2,339.2 | 1,471.9 | 3,811.1 | 86.3 | 60.3 | 76.3 | 4 | 4 | 86.7 | 88.5 | 87.2 |
| 30 | 笠岡市矢掛町中学校組合 | – | 268.0 | 268.0 | – | 357.9 | 357.9 | – | 74.9 | 74.9 | | 4 | – | 268.0 | 268.0 | – | 464.8 | 464.8 | – | 57.7 | 57.7 | | 4 | – | 100.0 | 100.0 |
| 合 計 | | 137,263.8 | 83,853.8 | 221,117.6 | 116,408.1 | 93,778.5 | 210,186.6 | 117.9 | 89.4 | 105.2 | | | 134,467.9 | 90,409.0 | 224,876.9 | 177,140.8 | 141,470.8 | 318,611.6 | 75.9 | 63.9 | 70.6 | | | 98.0 | 107.8 | 101.7 |

## 【広島県】

【小・中学校分集計表】

| 番号 | 設置者名 | 18年度 図書購入費（予算額） 小 (A) | 中 (B) | 計 (C) | おおよその基準財政需要額（18’） 小 (D) | 中 (E) | 計 (F) | 予算措置率 小 (A)／(D) (G) | 中 (B)／(E) (H) | 計 (C)／(F) (I) | 予算措置率が100%未満の理由 番号（1～4） 小 | 中 | 19年度 図書購入費（予算額） 小 (J) | 中 (K) | 計 (L) | おおよその基準財政需要額（19’） 小 (M) | 中 (N) | 計 (O) | 予算措置率 小 (J)／(M) (P) | 中 (K)／(N) (Q) | 計 (L)／(O) (R) | 予算措置率が100%未満の理由 番号（1～4） 小 | 中 | 18’予算額との比較（伸び率） 小 (J)/(A) (S) | 中 (K)/(B) (T) | 計 (L)/(C) (U) |
|---|---|---|---|---|---|---|---|---|---|---|---|---|---|---|---|---|---|---|---|---|---|---|---|---|---|---|
| | | 千円 | 千円 | 千円 | 千円 | 千円 | 千円 | % | % | % | | | 千円 | 千円 | 千円 | 千円 | 千円 | 千円 | % | % | % | | | % | % | % |
| 1 | 広島市 | 130,074.0 | 55,086.0 | 185,160.0 | 58,529.8 | 47,554.0 | 106,083.8 | 222.2 | 115.8 | 174.5 | | | 79,508.0 | 46,533.0 | 126,041.0 | 89,998.0 | 71,904.6 | 161,902.6 | 88.3 | 64.7 | 77.8 | 4 | 4 | 61.1 | 84.5 | 68.1 |
| 2 | 大竹市 | 2,580.0 | 2,034.0 | 4,614.0 | 1,703.8 | 1,585.1 | 3,288.9 | 151.4 | 128.3 | 140.3 | | | 2,713.0 | 2,042.0 | 4,755.0 | 2,522.7 | 2,401.5 | 4,924.1 | 107.5 | 85.0 | 96.6 | | 4 | 105.2 | 100.4 | 103.1 |
| 3 | 廿日市市 | 6,159.0 | 5,626.0 | 11,785.0 | 6,775.0 | 6,084.9 | 12,859.9 | 90.9 | 92.5 | 91.6 | 4 | 4 | 6,159.0 | 5,626.0 | 11,785.0 | 10,622.0 | 9,691.1 | 20,313.0 | 58.0 | 58.1 | 58.0 | 4 | 4 | 100.0 | 100.0 | 100.0 |
| 4 | 呉市 | 20,917.0 | 12,982.0 | 33,899.0 | 14,178.9 | 12,312.9 | 26,491.8 | 147.5 | 105.4 | 128.0 | | | 19,245.0 | 12,035.0 | 31,280.0 | 21,500.0 | 18,615.2 | 40,115.2 | 89.5 | 64.7 | 78.0 | 4 | 4 | 92.0 | 92.7 | 92.3 |
| 5 | 東広島市 | 6,909.0 | 3,165.0 | 10,074.0 | 11,390.3 | 9,101.7 | 20,492.0 | 60.7 | 34.8 | 49.2 | 4 | 4 | 13,248.0 | 6,055.0 | 19,303.0 | 17,471.4 | 13,812.3 | 31,283.7 | 75.8 | 43.8 | 61.7 | 4 | 4 | 191.7 | 191.3 | 191.6 |
| 6 | 江田島市 | 2,356.0 | 1,842.0 | 4,198.0 | 2,332.7 | 1,544.2 | 3,876.9 | 101.0 | 119.3 | 108.3 | | | 2,250.0 | 1,752.0 | 4,002.0 | 3,398.0 | 2,254.3 | 5,652.2 | 66.2 | 77.7 | 70.8 | 4 | 4 | 95.5 | 95.1 | 95.3 |
| 7 | 府中町 | 3,500.0 | 1,900.0 | 5,400.0 | 2,706.0 | 2,198.7 | 4,904.7 | 129.3 | 86.4 | 110.1 | | 4 | 3,500.0 | 1,900.0 | 5,400.0 | 4,128.0 | 3,253.6 | 7,381.6 | 84.8 | 58.4 | 73.2 | 4 | 4 | 100.0 | 100.0 | 100.0 |
| 8 | 海田町 | 2,985.0 | 1,003.0 | 3,988.0 | 1,653.7 | 1,380.6 | 3,034.3 | 180.5 | 72.6 | 131.4 | | 1 | 2,990.0 | 983.0 | 3,973.0 | 2,446.2 | 2,091.6 | 4,537.8 | 122.2 | 47.0 | 87.6 | | 1 | 100.2 | 98.0 | 99.6 |
| 9 | 熊野町 | 2,172.6 | 618.0 | 2,790.6 | 1,453.2 | 1,227.2 | 2,680.4 | 149.5 | 50.4 | 104.1 | | 4 | 2,172.6 | 760.0 | 2,932.6 | 2,255.1 | 1,859.2 | 4,114.3 | 96.3 | 40.9 | 71.3 | 4 | 4 | 100.0 | 123.0 | 105.1 |
| 10 | 坂町 | 1,076.0 | 550.0 | 1,626.0 | 676.5 | 511.3 | 1,187.8 | 159.1 | 107.6 | 136.9 | | | 1,276.0 | 550.0 | 1,826.0 | 1,108.4 | 774.7 | 1,883.1 | 115.1 | 71.0 | 97.0 | | 4 | 118.6 | 100.0 | 112.3 |
| 11 | 安芸高田市 | 3,004.0 | 1,741.0 | 4,745.0 | 2,360.2 | 1,922.6 | 4,282.8 | 127.3 | 90.6 | 110.8 | | 4 | 1,648.0 | 871.0 | 2,519.0 | 3,703.7 | 2,812.0 | 6,515.8 | 44.5 | 31.0 | 38.7 | 4 | 4 | 54.9 | 50.0 | 53.1 |
| 12 | 安芸太田町 | 1,800.0 | 850.0 | 2,650.0 | 1,212.7 | 736.3 | 1,949.0 | 148.4 | 115.4 | 136.0 | | | 1,801.0 | 856.0 | 2,657.0 | 1,800.3 | 1,045.8 | 2,846.1 | 100.0 | 81.9 | 93.4 | | 4 | 100.1 | 100.7 | 100.3 |
| 13 | 北広島町 | 659.0 | 351.0 | 1,010.0 | 2,340.2 | 1,237.4 | 3,577.6 | 28.2 | 28.4 | 28.2 | 4 | 4 | 415.0 | 220.0 | 635.0 | 3,784.0 | 1,959.9 | 5,743.9 | 11.0 | 11.2 | 11.1 | 4 | 4 | 63.0 | 62.7 | 62.9 |
| 14 | 竹原市 | 2,920.0 | 2,550.0 | 5,470.0 | 1,929.3 | 1,534.0 | 3,463.3 | 151.4 | 166.2 | 157.9 | | | 3,000.0 | 2,720.0 | 5,720.0 | 2,904.9 | 2,324.0 | 5,228.9 | 103.3 | 117.0 | 109.4 | | | 102.7 | 106.7 | 104.6 |
| 15 | 三原市 | 7,160.0 | 4,572.0 | 11,732.0 | 6,151.1 | 4,463.9 | 10,615.1 | 116.4 | 102.4 | 110.5 | | | 8,538.0 | 5,495.0 | 14,033.0 | 9,505.9 | 6,778.3 | 16,284.2 | 89.8 | 81.1 | 86.2 | 4 | 4 | 119.2 | 120.2 | 119.6 |
| 16 | 尾道市 | 8,331.0 | 5,518.0 | 13,849.0 | 8,528.9 | 7,327.4 | 15,856.3 | 97.7 | 75.3 | 87.3 | 4 | 4 | 9,310.0 | 6,457.0 | 15,767.0 | 12,819.7 | 10,938.3 | 23,758.0 | 72.6 | 59.0 | 66.4 | 4 | 4 | 111.8 | 117.0 | 113.8 |
| 17 | 大崎上島町 | 634.0 | 680.0 | 1,314.0 | 551.2 | 490.9 | 1,042.1 | 115.0 | 138.5 | 126.1 | | | 1,000.0 | 730.0 | 1,730.0 | 879.1 | 797.9 | 1,677.0 | 113.8 | 91.5 | 103.2 | | 4 | 157.7 | 107.4 | 131.7 |
| 18 | 世羅町 | 1,956.0 | 885.0 | 2,841.0 | 1,773.9 | 1,084.0 | 2,858.0 | 110.3 | 81.6 | 99.4 | | 4 | 2,224.0 | 1,040.0 | 3,264.0 | 2,499.7 | 1,797.2 | 4,297.0 | 89.0 | 57.9 | 76.0 | 4 | 4 | 113.7 | 117.5 | 114.9 |
| 19 | 福山市 | 42,900.0 | 29,500.0 | 72,400.0 | 25,135.7 | 19,803.9 | 44,939.7 | 170.7 | 149.0 | 161.1 | | | 42,900.0 | 29,500.0 | 72,400.0 | 38,241.3 | 30,134.5 | 68,375.9 | 112.2 | 97.9 | 105.9 | | 2 | 100.0 | 100.0 | 100.0 |
| 20 | 府中市 | 1,035.8 | 474.4 | 1,510.2 | 2,969.1 | 2,423.7 | 5,392.8 | 34.9 | 19.6 | 28.0 | 4 | 4 | 990.0 | 450.0 | 1,440.0 | 4,487.3 | 3,640.9 | 8,128.2 | 22.1 | 12.4 | 17.7 | 4 | 4 | 95.6 | 94.9 | 95.4 |
| 21 | 神石高原町 | 1,715.0 | 1,188.0 | 2,903.0 | 1,388.1 | 976.6 | 2,364.7 | 123.6 | 121.6 | 122.8 | | | 1,322.0 | 970.0 | 2,292.0 | 1,949.3 | 1,557.1 | 3,506.4 | 67.8 | 62.3 | 65.4 | 4 | 4 | 77.1 | 81.6 | 79.0 |
| 22 | 三次市 | 5,850.0 | 3,685.0 | 9,535.0 | 5,071.2 | 3,640.7 | 8,711.9 | 115.4 | 101.2 | 109.4 | | | 5,121.0 | 3,496.0 | 8,617.0 | 7,808.8 | 5,678.3 | 13,487.1 | 65.6 | 61.6 | 63.9 | 4 | 4 | 87.5 | 94.9 | 90.4 |
| 23 | 庄原市 | 3,276.0 | 1,616.0 | 4,892.0 | 4,269.5 | 2,602.7 | 6,872.2 | 76.7 | 62.1 | 71.2 | 4 | 4 | 3,297.0 | 1,716.0 | 5,013.0 | 6,459.6 | 3,865.6 | 10,325.1 | 51.0 | 44.4 | 48.6 | 4 | 4 | 100.6 | 106.2 | 102.5 |
| 合 計 | | 259,969.4 | 138,416.4 | 398,385.8 | 165,081.0 | 131,745.0 | 296,826.1 | 157.5 | 105.1 | 134.2 | | | 214,627.6 | 132,757.0 | 347,384.6 | 252,293.4 | 199,987.9 | 452,281.4 | 85.1 | 66.4 | 76.8 | | | 82.6 | 95.9 | 87.2 |

## 【山口県】

【小・中学校分集計表】

| 番号 | 設置者名 | 18年度 図書購入費（予算額） 小 (A) | 中 (B) | 計 (C) | おおよその基準財政需要額（18’） 小 (D) | 中 (E) | 計 (F) | 予算措置率 小 (A)／(D) (G) | 中 (B)／(E) (H) | 計 (C)／(F) (I) | 予算措置率が100%未満の理由 番号（1～4） 小 | 中 | 19年度 図書購入費（予算額） 小 (J) | 中 (K) | 計 (L) | おおよその基準財政需要額（19’） 小 (M) | 中 (N) | 計 (O) | 予算措置率 小 (J)／(M) (P) | 中 (K)／(N) (Q) | 計 (L)／(O) (R) | 予算措置率が100%未満の理由 番号（1～4） 小 | 中 | 18’予算額との比較（伸び率） 小 (J)/(A) (S) | 中 (K)/(B) (T) | 計 (L)/(C) (U) |
|---|---|---|---|---|---|---|---|---|---|---|---|---|---|---|---|---|---|---|---|---|---|---|---|---|---|---|
| | | 千円 | 千円 | 千円 | 千円 | 千円 | 千円 | % | % | % | | | 千円 | 千円 | 千円 | 千円 | 千円 | 千円 | % | % | % | | | % | % | % |
| 1 | 岩国市 | 9,290.2 | 6,761.0 | 16,051.2 | 9,070.1 | 7,465.5 | 16,535.6 | 102.4 | 90.6 | 97.1 | | 4 | 9,397.7 | 7,464.4 | 16,862.1 | 13,836.4 | 11,310.1 | 25,146.6 | 67.9 | 66.0 | 67.1 | 4 | 4 | 101.2 | 110.4 | 105.1 |
| 2 | 和木町 | 830.0 | 427.0 | 1,257.0 | 350.8 | 409.1 | 759.8 | 236.6 | 104.4 | 165.4 | | | 830.0 | 429.0 | 1,259.0 | 573.3 | 619.7 | 1,193.1 | 144.8 | 69.2 | 105.5 | | 4 | 100.0 | 100.5 | 100.2 |
| 3 | 柳井市 | 2,378.0 | 1,669.0 | 4,047.0 | 2,455.4 | 1,687.4 | 4,142.8 | 96.8 | 98.9 | 97.7 | 4 | 4 | 2,140.0 | 1,502.0 | 3,642.0 | 3,822.2 | 2,866.3 | 6,688.5 | 56.0 | 52.4 | 54.5 | 4 | 4 | 90.0 | 90.0 | 90.0 |
| 4 | 周防大島町 | 1,215.0 | 678.0 | 1,893.0 | 1,603.6 | 1,482.9 | 3,086.4 | 75.8 | 45.7 | 61.3 | 4 | 4 | 1,218.0 | 664.0 | 1,882.0 | 2,560.9 | 2,246.5 | 4,807.4 | 47.6 | 29.6 | 39.1 | 4 | 4 | 100.2 | 97.9 | 99.4 |
| 5 | 上関町 | 300.0 | 300.0 | 600.0 | 225.5 | 204.5 | 430.0 | 133.0 | 146.7 | 139.5 | | | 300.0 | 300.0 | 600.0 | 420.4 | 309.9 | 730.3 | 71.4 | 96.8 | 82.2 | 4 | 4 | 100.0 | 100.0 | 100.0 |
| 6 | 田布施町 | 880.0 | 560.0 | 1,440.0 | 1,002.2 | 715.9 | 1,718.1 | 87.8 | 78.2 | 83.8 | 4 | 4 | 840.0 | 530.0 | 1,370.0 | 1,567.1 | 1,084.5 | 2,651.6 | 53.6 | 48.9 | 51.7 | 3 | 3 | 95.5 | 94.6 | 95.1 |
| 7 | 平生町 | 531.0 | 700.0 | 1,231.0 | 676.5 | 613.6 | 1,290.1 | 78.5 | 114.1 | 95.4 | 4 | | 553.0 | 630.0 | 1,183.0 | 1,032.0 | 929.6 | 1,961.6 | 53.6 | 67.8 | 60.3 | 4 | 4 | 104.1 | 90.0 | 96.1 |
| 8 | 下松市 | 4,100.0 | 2,480.0 | 6,580.0 | 3,031.7 | 2,403.3 | 5,435.0 | 135.2 | 103.2 | 121.1 | | | 3,600.0 | 2,400.0 | 6,000.0 | 4,663.1 | 3,331.1 | 7,994.2 | 77.2 | 72.0 | 75.1 | 4 | 4 | 87.8 | 96.8 | 91.2 |
| 9 | 光市 | 2,770.0 | 1,920.0 | 4,690.0 | 3,106.9 | 2,812.3 | 5,919.2 | 89.2 | 68.3 | 79.2 | 4 | 4 | 2,636.0 | 1,825.0 | 4,461.0 | 4,624.9 | 4,028.3 | 8,653.2 | 57.0 | 45.3 | 51.6 | 4 | 4 | 95.2 | 95.1 | 95.1 |
| 10 | 周南市 | 8,895.6 | 8,059.8 | 16,955.4 | 8,969.9 | 7,567.7 | 16,537.6 | 99.2 | 106.5 | 102.5 | 4 | | 9,620.0 | 8,112.0 | 17,732.0 | 13,760.0 | 11,232.7 | 24,992.7 | 69.9 | 72.2 | 70.9 | 4 | 4 | 108.1 | 100.6 | 104.6 |
| 11 | 山口市 | 9,949.0 | 9,153.0 | 19,102.0 | 10,147.5 | 9,204.0 | 19,351.5 | 98.0 | 99.4 | 98.7 | 4 | 4 | 9,948.0 | 10,145.0 | 20,093.0 | 15,480.0 | 14,176.4 | 29,656.4 | 64.3 | 71.6 | 67.8 | 4 | 4 | 100.0 | 110.8 | 105.2 |
| 12 | 防府市 | 10,000.0 | 8,000.0 | 18,000.0 | 6,238.8 | 6,033.7 | 12,272.6 | 160.3 | 132.6 | 146.7 | | | 10,000.0 | 8,000.0 | 18,000.0 | 9,440.9 | 9,218.5 | 18,659.4 | 105.9 | 86.8 | 96.5 | | 4 | 100.0 | 100.0 | 100.0 |
| 13 | 美東町 | 568.1 | 228.1 | 796.2 | 676.5 | 306.8 | 983.3 | 84.0 | 74.3 | 81.0 | 4 | 4 | 375.0 | 105.0 | 480.0 | 955.6 | 542.3 | 1,497.8 | 39.2 | 19.4 | 32.0 | 4 | 4 | 66.0 | 46.0 | 60.3 |
| 14 | 秋芳町 | 638.0 | 200.0 | 838.0 | 801.8 | 409.1 | 1,210.8 | 79.6 | 48.9 | 69.2 | 4 | 4 | 663.0 | 200.0 | 863.0 | 1,184.9 | 619.7 | 1,804.6 | 56.0 | 32.3 | 47.8 | 4 | 4 | 103.9 | 100.0 | 103.0 |
| 15 | 阿東町 | 580.0 | 320.0 | 900.0 | 651.4 | 409.1 | 1,060.5 | 89.0 | 78.2 | 84.9 | 4 | 4 | 580.0 | 320.0 | 900.0 | 955.6 | 542.3 | 1,497.8 | 60.7 | 59.0 | 60.1 | 4 | 4 | 100.0 | 100.0 | 100.0 |
| 16 | 宇部市 | 10,193.0 | 8,787.0 | 18,980.0 | 9,145.3 | 7,925.7 | 17,070.9 | 111.5 | 110.9 | 111.2 | | | 10,200.0 | 8,865.0 | 19,065.0 | 13,912.9 | 12,162.3 | 26,075.2 | 73.3 | 72.9 | 73.1 | 4 | 4 | 100.1 | 100.9 | 100.4 |
| 17 | 山陽小野田市 | 3,599.0 | 3,234.0 | 6,833.0 | 3,683.2 | 3,221.4 | 6,904.6 | 97.7 | 100.4 | 99.0 | 4 | | 1,625.0 | 1,556.0 | 3,181.0 | 5,656.9 | 4,957.9 | 10,614.8 | 28.7 | 31.4 | 30.0 | 4 | 4 | 45.2 | 48.1 | 46.6 |
| 18 | 美祢市 | 1,998.0 | 3,778.0 | 5,776.0 | 1,778.9 | 1,278.3 | 3,057.3 | 112.3 | 295.5 | 188.9 | | | 988.0 | 1,908.0 | 2,896.0 | 2,675.6 | 2,169.1 | 4,844.6 | 36.9 | 88.0 | 59.8 | 4 | 4 | 49.4 | 50.5 | 50.1 |
| 19 | 下関市 | 14,587.0 | 14,431.0 | 29,018.0 | 14,632.4 | 13,039.0 | 27,671.4 | 99.7 | 110.7 | 104.9 | 4 | | 14,860.0 | 14,110.0 | 28,970.0 | 22,283.6 | 19,211.7 | 41,495.3 | 66.7 | 73.4 | 69.8 | 4 | 4 | 101.9 | 97.8 | 99.8 |
| 20 | 萩市 | 5,626.0 | 4,610.0 | 10,236.0 | 3,833.5 | 3,988.4 | 7,821.9 | 146.8 | 115.6 | 130.9 | | | 3,888.0 | 4,185.0 | 8,073.0 | 5,962.7 | 6,042.4 | 12,005.1 | 65.2 | 69.3 | 67.2 | 4 | 4 | 69.1 | 90.8 | 78.9 |
| 21 | 長門市 | 4,698.0 | 3,498.0 | 8,196.0 | 2,706.0 | 2,710.1 | 5,416.1 | 173.6 | 129.1 | 151.3 | | | 4,276.0 | 3,229.0 | 7,505.0 | 4,128.0 | 3,873.3 | 8,001.3 | 103.6 | 83.4 | 93.8 | | 4 | 91.0 | 92.3 | 91.6 |
| 22 | 阿武町 | 1,130.0 | 750.0 | 1,880.0 | 375.8 | 306.8 | 682.6 | 300.7 | 244.5 | 275.4 | | | 545.0 | 400.0 | 945.0 | 573.3 | 464.8 | 1,038.1 | 95.1 | 86.1 | 91.0 | 4 | 4 | 48.2 | 53.3 | 50.3 |
| 合 計 | | 94,755.9 | 80,543.9 | 175,299.8 | 85,163.8 | 74,194.5 | 159,358.3 | 111.3 | 108.6 | 110.0 | | | 89,082.7 | 76,879.4 | 165,962.1 | 130,070.2 | 111,939.3 | 242,009.6 | 68.5 | 68.7 | 68.6 | | | 94.0 | 95.5 | 94.7 |

## 【徳島県】

【小・中学校分集計表】

| 番号 | 設置者名 | 18年度 図書購入費（予算額） 小 (A) | 中 (B) | 計 (C) | おおよその基準財政需要額（18’） 小 (D) | 中 (E) | 計 (F) | 予算措置率 小 (A)／(D) (G) | 中 (B)／(E) (H) | 計 (C)／(F) (I) | 予算措置率が100%未満の理由 番号（1～4） 小 | 中 | 19年度 図書購入費（予算額） 小 (J) | 中 (K) | 計 (L) | おおよその基準財政需要額（19’） 小 (M) | 中 (N) | 計 (O) | 予算措置率 小 (J)／(M) (P) | 中 (K)／(N) (Q) | 計 (L)／(O) (R) | 予算措置率が100%未満の理由 番号（1～4） 小 | 中 | 18’予算額との比較（伸び率） 小 (J)/(A) (S) | 中 (K)/(B) (T) | 計 (L)/(C) (U) |
|---|---|---|---|---|---|---|---|---|---|---|---|---|---|---|---|---|---|---|---|---|---|---|---|---|---|---|
| | | 千円 | 千円 | 千円 | 千円 | 千円 | 千円 | % | % | % | | | 千円 | 千円 | 千円 | 千円 | 千円 | 千円 | % | % | % | | | % | % | % |
| 1 | 徳島市 | 14,830.0 | 14,453.0 | 29,283.0 | 12,101.8 | 11,198.2 | 23,300.0 | 122.5 | 129.1 | 125.7 | | | 13,347.0 | 13,008.0 | 26,355.0 | 18,499.6 | 16,732.8 | 35,232.4 | 72.1 | 77.7 | 74.8 | 4 | 4 | 90.0 | 90.0 | 90.0 |
| 2 | 鳴門市 | 1,920.0 | 1,300.0 | 3,220.0 | 3,783.4 | 3,016.9 | 6,800.3 | 50.7 | 43.1 | 47.4 | 4 | 4 | 1,672.0 | 1,430.0 | 3,102.0 | 5,809.8 | 4,717.7 | 10,527.5 | 28.8 | 30.3 | 29.5 | 4 | 4 | 87.1 | 110.0 | 96.3 |
| 3 | 小松島市 | 1,341.0 | 1,321.0 | 2,662.0 | 2,430.4 | 1,840.8 | 4,271.2 | 55.2 | 71.8 | 62.3 | 4 | 4 | 1,375.0 | 1,326.0 | 2,701.0 | 3,738.1 | 2,719.1 | 6,457.2 | 36.8 | 48.8 | 41.8 | 4 | 4 | 102.5 | 100.4 | 101.5 |
| 4 | 阿南市 | 1,550.0 | 1,100.0 | 2,650.0 | 5,136.4 | 4,141.8 | 9,278.2 | 30.2 | 26.6 | 28.6 | 2 | 2 | 1,500.0 | 1,100.0 | 2,600.0 | 7,820.3 | 6,352.3 | 14,172.5 | 19.2 | 17.3 | 18.3 | 2 | 2 | 96.8 | 100.0 | 98.1 |
| 5 | 吉野川市 | 1,492.8 | 1,312.0 | 2,804.8 | 2,956.6 | 2,352.1 | 5,308.7 | 50.5 | 55.8 | 52.8 | 2 | 2 | 1,400.0 | 1,000.0 | 2,400.0 | 4,506.4 | 3,424.0 | 7,930.4 | 31.1 | 29.2 | 30.3 | 2 | 2 | 93.8 | 76.2 | 85.6 |
| 6 | 阿波市 | 2,912.0 | 1,476.0 | 4,388.0 | 2,480.5 | 2,096.5 | 4,577.0 | 117.4 | 70.4 | 95.9 | | 4 | 2,323.0 | 1,321.0 | 3,644.0 | 3,784.0 | 3,176.1 | 6,960.1 | 61.4 | 41.6 | 52.4 | 4 | 4 | 79.8 | 89.5 | 83.0 |
| 7 | 美馬市 | 2,427.0 | 1,882.0 | 4,309.0 | 2,731.1 | 2,249.9 | 4,980.9 | 88.9 | 83.6 | 86.5 | 4 | 4 | 2,637.0 | 1,705.0 | 4,342.0 | 4,204.4 | 3,191.6 | 7,396.1 | 62.7 | 53.4 | 58.7 | 4 | 4 | 108.7 | 90.6 | 100.8 |
| 8 | 三好市 | 1,767.1 | 974.6 | 2,741.7 | 3,532.8 | 2,096.5 | 5,629.3 | 50.0 | 46.5 | 48.7 | 4 | 4 | 733.2 | 83.7 | 816.9 | 5,297.6 | 3,114.2 | 8,411.8 | 13.8 | 2.7 | 9.7 | 4 | 4 | 41.5 | 8.6 | 29.8 |
| 9 | 勝浦町 | 644.4 | 298.1 | 942.5 | 350.8 | 357.9 | 708.7 | 183.7 | 83.3 | 133.0 | | 1 | 660.0 | 350.0 | 1,010.0 | 535.1 | 534.5 | 1,069.6 | 123.3 | 65.5 | 94.4 | | 2 | 102.4 | 117.4 | 107.2 |
| 10 | 上勝町 | 228.0 | 100.0 | 328.0 | 175.4 | 204.5 | 379.9 | 130.0 | 48.9 | 86.3 | | 4 | 136.0 | 100.0 | 236.0 | 240.8 | 309.9 | 550.7 | 56.5 | 32.3 | 42.9 | 4 | 4 | 59.6 | 100.0 | 72.0 |
| 11 | 佐那河内村 | 300.0 | 200.0 | 500.0 | 175.4 | 204.5 | 379.9 | 171.0 | 97.8 | 131.6 | | 1 | 200.0 | 200.0 | 400.0 | 305.8 | 309.9 | 615.6 | 65.4 | 64.5 | 65.0 | 1 | 1 | 66.7 | 100.0 | 80.0 |
| 12 | 石井町 | 419.0 | 327.0 | 746.0 | 1,403.1 | 1,176.1 | 2,579.2 | 29.9 | 27.8 | 28.9 | 4 | 4 | 431.0 | 353.0 | 784.0 | 2,178.7 | 1,781.7 | 3,960.4 | 19.8 | 19.8 | 19.8 | 4 | 4 | 102.9 | 108.0 | 105.1 |
| 13 | 神山町 | 120.0 | 170.0 | 290.0 | 350.8 | 409.1 | 759.8 | 34.2 | 41.6 | 38.2 | 4 | 4 | 110.0 | 160.0 | 270.0 | 493.1 | 619.7 | 1,112.8 | 22.3 | 25.8 | 24.3 | 4 | 4 | 91.7 | 94.1 | 93.1 |
| 14 | 那賀町 | 1,523.0 | 853.0 | 2,376.0 | 1,077.4 | 869.3 | 1,946.7 | 141.4 | 98.1 | 122.1 | | 4 | 1,523.0 | 827.0 | 2,350.0 | 1,555.6 | 1,177.5 | 2,733.1 | 97.9 | 70.2 | 86.0 | 4 | 4 | 100.0 | 97.0 | 98.9 |
| 15 | 牟岐町 | 303.7 | 286.5 | 590.2 | 350.8 | 357.9 | 708.7 | 86.6 | 80.0 | 83.3 | 4 | 1 | 280.0 | 100.0 | 380.0 | 535.1 | 542.3 | 1,077.4 | 52.3 | 18.4 | 35.3 | 4 | 1 | 92.2 | 34.9 | 64.4 |
| 16 | 美波町 | 770.0 | 555.0 | 1,325.0 | 726.6 | 715.9 | 1,442.5 | 106.0 | 77.5 | 91.9 | | 4 | 770.0 | 550.0 | 1,320.0 | 1,108.4 | 1,038.1 | 2,146.5 | 69.5 | 53.0 | 61.5 | 4 | 4 | 100.0 | 99.1 | 99.6 |
| 17 | 海陽町 | 1,500.0 | 400.0 | 1,900.0 | 977.2 | 818.1 | 1,795.3 | 153.5 | 48.9 | 105.8 | | 4 | 1,150.0 | 550.0 | 1,700.0 | 1,414.2 | 1,208.5 | 2,622.7 | 81.3 | 45.5 | 64.8 | 4 | 4 | 76.7 | 137.5 | 89.5 |
| 18 | 松茂町 | 1,130.0 | 700.0 | 1,830.0 | 1,077.4 | 920.4 | 1,997.8 | 104.9 | 76.1 | 91.6 | | 4 | 1,130.0 | 700.0 | 1,830.0 | 1,528.9 | 1,084.5 | 2,613.4 | 73.9 | 64.5 | 70.0 | 4 | 4 | 100.0 | 100.0 | 100.0 |
| 19 | 北島町 | 1,768.0 | 700.0 | 2,468.0 | 1,177.6 | 920.4 | 2,098.0 | 150.1 | 76.1 | 117.6 | | 4 | 1,773.0 | 700.0 | 2,473.0 | 1,792.6 | 1,309.2 | 3,101.8 | 98.9 | 53.5 | 79.7 | 4 | 4 | 100.3 | 100.0 | 100.2 |
| 20 | 藍住町 | 1,780.0 | 1,602.0 | 3,382.0 | 1,728.8 | 1,534.0 | 3,262.8 | 103.0 | 104.4 | 103.7 | | | 1,730.0 | 1,505.0 | 3,235.0 | 2,752.0 | 2,401.5 | 5,153.5 | 62.9 | 62.7 | 62.8 | 4 | 4 | 97.2 | 93.9 | 95.7 |
| 21 | 板野町 | 410.0 | 175.0 | 585.0 | 801.8 | 613.6 | 1,415.4 | 51.1 | 28.5 | 41.3 | 1 | 1 | 246.0 | 140.0 | 386.0 | 1,299.6 | 867.6 | 2,167.2 | 18.9 | 16.1 | 17.8 | 1 | 1 | 60.0 | 80.0 | 66.0 |
| 22 | 上板町 | 469.0 | 314.0 | 783.0 | 776.7 | 613.6 | 1,390.3 | 60.4 | 51.2 | 56.3 | 4 | 1 | 690.0 | 335.0 | 1,025.0 | 1,184.9 | 875.4 | 2,060.3 | 58.2 | 38.3 | 49.8 | 4 | 1 | 147.1 | 106.7 | 130.9 |
| 23 | つるぎ町 | 400.0 | 325.0 | 725.0 | 876.9 | 920.4 | 1,797.3 | 45.6 | 35.3 | 40.3 | 4 | 4 | 400.0 | 325.0 | 725.0 | 1,311.0 | 1,471.9 | 2,782.9 | 30.5 | 22.1 | 26.1 | 4 | 4 | 100.0 | 100.0 | 100.0 |
| 24 | 東みよし町 | 1,450.0 | 1,000.0 | 2,450.0 | 1,102.4 | 1,073.8 | 2,176.2 | 131.5 | 93.1 | 112.6 | | 4 | 1,346.0 | 870.0 | 2,216.0 | 1,796.4 | 1,533.8 | 3,330.3 | 74.9 | 56.7 | 66.5 | 1 | 4 | 92.8 | 87.0 | 90.4 |
| 合 計 | | 41,455.0 | 31,824.2 | 73,279.2 | 48,282.1 | 40,702.1 | 88,984.2 | 85.9 | 78.2 | 82.4 | | | 37,562.2 | 28,738.7 | 66,300.9 | 73,692.4 | 60,493.7 | 134,186.2 | 51.0 | 47.5 | 49.4 | | | 90.6 | 90.3 | 90.5 |

| 番号 | 設置者名 | 18年度 図書購入費（予算額） 小 (A) | 中 (B) | 計 (C) | おおよその基準財政需要額（18’） 小 (D) | 中 (E) | 計 (F) | 予算措置率 小 (A)／(D) (G) | 中 (B)／(E) (H) | 計 (C)／(F) (I) | 予算措置率が100%未満の理由 番号（1～4） 小 | 中 | 19年度 図書購入費（予算額） 小 (J) | 中 (K) | 計 (L) | おおよその基準財政需要額（19’） 小 (M) | 中 (N) | 計 (O) | 予算措置率 小 (J)／(M) (P) | 中 (K)／(N) (Q) | 計 (L)／(O) (R) | 予算措置率が100%未満の理由 番号（1～4） 小 | 中 | 18’予算額との比較（伸び率） 小 (J)/(A) (S) | 中 (K)/(B) (T) | 計 (L)/(C) (U) |
|---|---|---|---|---|---|---|---|---|---|---|---|---|---|---|---|---|---|---|---|---|---|---|---|---|---|---|
| | | 千円 | 千円 | 千円 | 千円 | 千円 | 千円 | % | % | % | | | 千円 | 千円 | 千円 | 千円 | 千円 | 千円 | % | % | % | | | % | % | % |
| 1 | 高松市 | 21,881.0 | 12,362.0 | 34,243.0 | 22,048.9 | 18,459.1 | 40,508.0 | 99.2 | 67.0 | 84.5 | 4 | 4 | 21,238.0 | 12,232.0 | 33,470.0 | 33,673.8 | 27,888.0 | 61,561.8 | 63.1 | 43.9 | 54.4 | 4 | 4 | 97.1 | 98.9 | 97.7 |
| 2 | 丸亀市 | 8,775.0 | 4,425.0 | 13,200.0 | 6,314.0 | 4,959.9 | 11,273.9 | 139.0 | 89.2 | 117.1 | | 4 | 8,775.0 | 4,425.0 | 13,200.0 | 9,632.0 | 7,824.1 | 17,456.1 | 91.1 | 56.6 | 75.6 | 4 | 4 | 100.0 | 100.0 | 100.0 |
| 3 | 坂出市 | 1,801.0 | 1,815.0 | 3,616.0 | 3,332.4 | 2,556.7 | 5,889.1 | 54.0 | 71.0 | 61.4 | 4 | 4 | 1,788.0 | 1,834.0 | 3,622.0 | 5,083.6 | 3,795.9 | 8,879.4 | 35.2 | 48.3 | 40.8 | 4 | 4 | 99.3 | 101.0 | 100.2 |
| 4 | 善通寺市 | 1,620.0 | 1,803.0 | 3,423.0 | 2,054.6 | 1,534.0 | 3,588.6 | 78.8 | 117.5 | 95.4 | 4 | | 1,460.0 | 1,783.0 | 3,243.0 | 3,134.2 | 2,246.5 | 5,380.8 | 46.6 | 79.4 | 60.3 | 4 | 4 | 90.1 | 98.9 | 94.7 |
| 5 | 観音寺市 | 3,027.0 | 2,319.0 | 5,346.0 | 3,858.6 | 2,812.3 | 6,670.9 | 78.4 | 82.5 | 80.1 | 4 | 4 | 3,013.0 | 2,280.0 | 5,293.0 | 5,771.6 | 4,260.7 | 10,032.2 | 52.2 | 53.5 | 52.8 | 4 | 4 | 99.5 | 98.3 | 99.0 |
| 6 | さぬき市 | 2,564.0 | 1,505.0 | 4,069.0 | 3,382.5 | 2,812.3 | 6,194.8 | 75.8 | 53.5 | 65.7 | 4 | 4 | 2,915.0 | 1,153.0 | 4,068.0 | 5,274.7 | 4,260.7 | 9,535.3 | 55.3 | 27.1 | 42.7 | 4 | 4 | 113.7 | 76.6 | 100.0 |
| 7 | 東かがわ市 | 1,727.0 | 1,040.0 | 2,767.0 | 2,129.7 | 1,534.0 | 3,663.7 | 81.1 | 67.8 | 75.5 | 1 | 1 | 2,615.0 | 1,579.0 | 4,194.0 | 3,172.4 | 2,478.9 | 5,651.4 | 82.4 | 63.7 | 74.2 | 1 | 1 | 151.4 | 151.8 | 151.6 |
| 8 | 三豊市 | 3,987.0 | 2,572.0 | 6,559.0 | 4,910.9 | 3,068.0 | 7,978.9 | 81.2 | 83.8 | 82.2 | 4 | 4 | 3,303.0 | 2,490.0 | 5,793.0 | 7,491.6 | 4,493.1 | 11,984.6 | 44.1 | 55.4 | 48.3 | 4 | 4 | 82.8 | 96.8 | 88.3 |
| 9 | 土庄町 | 1,100.0 | 100.0 | 1,200.0 | 1,327.9 | 971.5 | 2,299.5 | 82.8 | 10.3 | 52.2 | 4 | 4 | 1,000.0 | 100.0 | 1,100.0 | 1,872.9 | 1,471.9 | 3,344.8 | 53.4 | 6.8 | 32.9 | 4 | 4 | 90.9 | 100.0 | 91.7 |
| 10 | 小豆島町 | 660.0 | 480.0 | 1,140.0 | 977.2 | 1,022.7 | 1,999.8 | 67.5 | 46.9 | 57.0 | 4 | 4 | 600.0 | 480.0 | 1,080.0 | 1,490.7 | 1,471.9 | 2,962.5 | 40.3 | 32.6 | 36.5 | 4 | 4 | 90.9 | 100.0 | 94.7 |
| 11 | 三木町 | 869.0 | 620.0 | 1,489.0 | 1,578.5 | 1,482.9 | 3,061.4 | 55.1 | 41.8 | 48.6 | 4 | 4 | 878.0 | 580.0 | 1,458.0 | 2,408.0 | 2,169.1 | 4,577.1 | 36.5 | 26.7 | 31.9 | 4 | 4 | 101.0 | 93.5 | 97.9 |
| 12 | 直島町 | 250.0 | 300.0 | 550.0 | 200.4 | 255.7 | 456.1 | 124.7 | 117.3 | 120.6 | | | 220.0 | 260.0 | 480.0 | 344.0 | 387.3 | 731.3 | 64.0 | 67.1 | 65.6 | 4 | 4 | 88.0 | 86.7 | 87.3 |
| 13 | 宇多津町 | 1,350.0 | 700.0 | 2,050.0 | 1,002.2 | 664.7 | 1,667.0 | 134.7 | 105.3 | 123.0 | | | 1,350.0 | 900.0 | 2,250.0 | 1,567.1 | 1,084.5 | 2,651.6 | 86.1 | 83.0 | 84.9 | 1 | 4 | 100.0 | 128.6 | 109.8 |
| 14 | 綾川町 | 1,511.0 | 754.0 | 2,265.0 | 1,728.8 | 1,278.3 | 3,007.2 | 87.4 | 59.0 | 75.3 | 4 | 4 | 1,507.0 | 736.0 | 2,243.0 | 2,560.9 | 1,936.7 | 4,497.6 | 58.8 | 38.0 | 49.9 | 4 | 4 | 99.7 | 97.6 | 99.0 |
| 15 | 琴平町 | 750.0 | 300.0 | 1,050.0 | 626.4 | 511.3 | 1,137.7 | 119.7 | 58.7 | 92.3 | | 1 | 750.0 | 300.0 | 1,050.0 | 917.3 | 774.7 | 1,692.0 | 81.8 | 38.7 | 62.1 | 1 | 1 | 100.0 | 100.0 | 100.0 |
| 16 | 多度津町 | 1,323.0 | 793.0 | 2,116.0 | 1,302.9 | 920.4 | 2,223.3 | 101.5 | 86.2 | 95.2 | | 4 | 1,247.0 | 783.0 | 2,030.0 | 1,987.6 | 1,394.4 | 3,382.0 | 62.7 | 56.2 | 60.0 | 3 | 4 | 94.3 | 98.7 | 95.9 |
| 17 | まんのう町 | 3,492.0 | 1,156.0 | 4,648.0 | 1,678.7 | 1,124.9 | 2,803.7 | 208.0 | 102.8 | 165.8 | | | 3,093.0 | 1,000.0 | 4,093.0 | 2,331.6 | 1,626.8 | 3,958.4 | 132.7 | 61.5 | 103.4 | | 2 | 88.6 | 86.5 | 88.1 |
| 18 | 三豊市観音寺市学校組合 | － | 801.9 | 801.9 | － | 920.4 | 920.4 | － | 87.1 | 87.1 | | 4 | － | 800.0 | 800.0 | － | 1,239.5 | 1,239.5 | － | 64.5 | 64.5 | | 4 | － | 99.8 | 99.8 |
| 合 計 | | 56,687.0 | 33,845.9 | 90,532.9 | 58,454.6 | 46,889.3 | 105,343.9 | 97.0 | 72.2 | 85.9 | | | 55,752.0 | 33,715.0 | 89,467.0 | 88,713.8 | 70,804.5 | 159,518.3 | 62.8 | 47.6 | 56.1 | | | 98.4 | 99.6 | 98.8 |

## 【愛媛県】

【小・中学校分集計表】

| 番号 | 設置者名 | 18年度 図書購入費（予算額） 小 (A) | 中 (B) | 計 (C) | おおよその基準財政需要額（18’） 小 (D) | 中 (E) | 計 (F) | 予算措置率 小 (A)／(D) (G) | 中 (B)／(E) (H) | 計 (C)／(F) (I) | 予算措置率が100%未満の理由 番号（1～4） 小 | 中 | 19年度 図書購入費（予算額） 小 (J) | 中 (K) | 計 (L) | おおよその基準財政需要額（19’） 小 (M) | 中 (N) | 計 (O) | 予算措置率 小 (J)／(M) (P) | 中 (K)／(N) (Q) | 計 (L)／(O) (R) | 予算措置率が100%未満の理由 番号（1～4） 小 | 中 | 18’予算額との比較（伸び率） 小 (J)/(A) (S) | 中 (K)/(B) (T) | 計 (L)/(C) (U) |
|---|---|---|---|---|---|---|---|---|---|---|---|---|---|---|---|---|---|---|---|---|---|---|---|---|---|---|
| | | 千円 | 千円 | 千円 | 千円 | 千円 | 千円 | % | % | % | | | 千円 | 千円 | 千円 | 千円 | 千円 | 千円 | % | % | % | | | % | % | % |
| 1 | 四国中央市 | 6,400.0 | 3,500.0 | 9,900.0 | 5,712.7 | 4,959.9 | 10,672.6 | 112.0 | 70.6 | 92.8 | | 4 | 5,472.0 | 3,150.0 | 8,622.0 | 8,791.1 | 7,514.3 | 16,305.4 | 62.2 | 41.9 | 52.9 | 4 | 4 | 85.5 | 90.0 | 87.1 |
| 2 | 新居浜市 | 5,008.0 | 4,479.0 | 9,487.0 | 6,414.2 | 6,033.7 | 12,448.0 | 78.1 | 74.2 | 76.2 | 4 | 4 | 5,008.0 | 4,479.0 | 9,487.0 | 9,861.3 | 8,986.1 | 18,847.5 | 50.8 | 49.8 | 50.3 | 4 | 4 | 100.0 | 100.0 | 100.0 |
| 3 | 西条市 | 8,774.0 | 5,148.0 | 13,922.0 | 6,965.4 | 5,675.8 | 12,641.2 | 126.0 | 90.7 | 110.1 | | 4 | 8,579.0 | 4,312.0 | 12,891.0 | 10,625.8 | 8,598.8 | 19,224.6 | 80.7 | 50.1 | 67.1 | 4 | 4 | 97.8 | 83.8 | 92.6 |
| 4 | 今治市 | 18,810.0 | 13,908.0 | 32,718.0 | 9,571.2 | 8,590.4 | 18,161.6 | 196.5 | 161.9 | 180.1 | | | 17,408.0 | 13,908.0 | 31,316.0 | 14,486.2 | 13,014.4 | 27,500.6 | 120.2 | 106.9 | 113.9 | | | 92.5 | 100.0 | 95.7 |
| 5 | 上島町 | 1,455.0 | 1,160.0 | 2,615.0 | 601.3 | 613.6 | 1,214.9 | 242.0 | 189.0 | 215.2 | | | 1,381.0 | 1,137.0 | 2,518.0 | 955.6 | 852.1 | 1,807.7 | 144.5 | 133.4 | 139.3 | | | 94.9 | 98.0 | 96.3 |
| 6 | 松山市 | 38,958.0 | 32,596.0 | 71,554.0 | 24,880.2 | 21,476.0 | 46,356.2 | 156.6 | 151.8 | 154.4 | | | 43,381.0 | 36,036.0 | 79,417.0 | 37,954.7 | 32,845.9 | 70,800.5 | 114.3 | 109.7 | 112.2 | | | 111.4 | 110.6 | 111.0 |
| 7 | 伊予市 | 820.0 | 810.0 | 1,630.0 | 2,480.5 | 2,249.9 | 4,730.4 | 33.1 | 36.0 | 34.5 | 4 | 3 | 1,310.0 | 1,200.0 | 2,510.0 | 3,745.8 | 3,408.5 | 7,154.3 | 35.0 | 35.2 | 35.1 | 4 | 4 | 159.8 | 148.1 | 154.0 |
| 8 | 東温市 | 2,566.0 | 1,383.0 | 3,949.0 | 2,054.6 | 1,789.7 | 3,844.2 | 124.9 | 77.3 | 102.7 | | 4 | 3,024.0 | 1,551.0 | 4,575.0 | 3,172.4 | 2,711.3 | 5,883.8 | 95.3 | 57.2 | 77.8 | 4 | 4 | 117.8 | 112.1 | 115.9 |
| 9 | 久万高原町 | 1,990.0 | 1,360.0 | 3,350.0 | 1,177.6 | 971.5 | 2,149.1 | 169.0 | 140.0 | 155.9 | | | 1,990.0 | 1,360.0 | 3,350.0 | 1,720.0 | 1,394.4 | 3,114.4 | 115.7 | 97.5 | 107.6 | | 4 | 100.0 | 100.0 | 100.0 |
| 10 | 松前町 | 2,425.0 | 1,541.0 | 3,966.0 | 1,553.4 | 1,636.3 | 3,189.7 | 156.1 | 94.2 | 124.3 | | 4 | 2,445.0 | 1,474.0 | 3,919.0 | 2,369.8 | 2,478.9 | 4,848.7 | 103.2 | 59.5 | 80.8 | | 4 | 100.8 | 95.7 | 98.8 |
| 11 | 砥部町 | 1,595.0 | 1,140.0 | 2,735.0 | 1,378.1 | 1,176.1 | 2,554.1 | 115.7 | 96.9 | 107.1 | | 4 | 1,595.0 | 1,140.0 | 2,735.0 | 2,064.0 | 1,704.3 | 3,768.3 | 77.3 | 66.9 | 72.6 | 4 | 4 | 100.0 | 100.0 | 100.0 |
| 12 | 八幡浜市 | 4,500.0 | 2,824.0 | 7,324.0 | 3,031.7 | 2,710.1 | 5,741.8 | 148.4 | 104.2 | 127.6 | | | 4,250.0 | 2,824.0 | 7,074.0 | 4,548.4 | 4,415.6 | 8,964.0 | 93.4 | 64.0 | 78.9 | 4 | 4 | 94.4 | 100.0 | 96.6 |
| 13 | 大洲市 | 2,500.0 | 1,700.0 | 4,200.0 | 4,459.9 | 3,068.0 | 7,527.9 | 56.1 | 55.4 | 55.8 | 4 | 4 | 2,500.0 | 1,700.0 | 4,200.0 | 6,727.1 | 4,570.5 | 11,297.6 | 37.2 | 37.2 | 37.2 | 4 | 4 | 100.0 | 100.0 | 100.0 |
| 14 | 西予市 | 7,017.0 | 1,221.0 | 8,238.0 | 4,033.9 | 2,403.3 | 6,437.2 | 173.9 | 50.8 | 128.0 | | 2 | 6,390.0 | 1,619.0 | 8,009.0 | 6,077.3 | 3,408.5 | 9,485.9 | 105.1 | 47.5 | 84.4 | | 2 | 91.1 | 132.6 | 97.2 |
| 15 | 内子町 | 1,273.0 | 301.0 | 1,574.0 | 1,829.1 | 1,380.6 | 3,209.7 | 69.6 | 21.8 | 49.0 | 4 | 4 | 1,106.0 | 250.0 | 1,356.0 | 2,713.8 | 2,091.6 | 4,805.4 | 40.8 | 12.0 | 28.2 | 4 | 4 | 86.9 | 83.1 | 86.1 |
| 16 | 伊方町 | 1,339.0 | 2,593.0 | 3,932.0 | 1,353.0 | 869.3 | 2,222.3 | 99.0 | 298.3 | 176.9 | 4 | | 1,288.0 | 2,578.0 | 3,866.0 | 2,025.8 | 1,084.5 | 3,110.3 | 63.6 | 237.7 | 124.3 | 4 | | 96.2 | 99.4 | 98.3 |
| 17 | 宇和島市 | 4,130.0 | 2,600.0 | 6,730.0 | 6,990.5 | 4,039.5 | 11,030.0 | 59.1 | 64.4 | 61.0 | 4 | 4 | 4,000.0 | 2,300.0 | 6,300.0 | 10,587.6 | 5,887.5 | 16,475.0 | 37.8 | 39.1 | 38.2 | 4 | 4 | 96.9 | 88.5 | 93.6 |
| 18 | 松野町 | 100.0 | 60.0 | 160.0 | 375.8 | 204.5 | 580.4 | 26.6 | 29.3 | 27.6 | 4 | 4 | 100.0 | 60.0 | 160.0 | 573.3 | 309.9 | 883.2 | 17.4 | 19.4 | 18.1 | 4 | 4 | 100.0 | 100.0 | 100.0 |
| 19 | 鬼北町 | 1,080.0 | 360.0 | 1,440.0 | 1,102.4 | 715.9 | 1,818.3 | 98.0 | 50.3 | 79.2 | 4 | 4 | 1,055.0 | 360.0 | 1,415.0 | 1,681.8 | 1,084.5 | 2,766.3 | 62.7 | 33.2 | 51.2 | 4 | 4 | 97.7 | 100.0 | 98.3 |
| 20 | 愛南町 | 3,259.0 | 1,585.0 | 4,844.0 | 2,906.4 | 2,147.6 | 5,054.0 | 112.1 | 73.8 | 95.8 | | 4 | 3,252.0 | 1,575.0 | 4,827.0 | 4,357.3 | 3,253.6 | 7,610.9 | 74.6 | 48.4 | 63.4 | 4 | 4 | 99.8 | 99.4 | 99.6 |
| 合 計 | | 113,999.0 | 80,269.0 | 194,268.0 | 88,872.1 | 72,711.6 | 161,583.7 | 128.3 | 110.4 | 120.2 | | | 115,534.0 | 83,013.0 | 198,547.0 | 135,039.1 | 109,615.3 | 244,654.4 | 85.6 | 75.7 | 81.2 | | | 101.3 | 103.4 | 102.2 |

| 番号 | 設置者名 | 18年度 図書購入費（予算額） 小 (A) | 中 (B) | 計 (C) | おおよその基準財政需要額（18’） 小 (D) | 中 (E) | 計 (F) | 予算措置率 小 (A)／(D) (G) | 中 (B)／(E) (H) | 計 (C)／(F) (I) | 予算措置率が100%未満の理由 番号（1～4） 小 | 中 | 19年度 図書購入費（予算額） 小 (J) | 中 (K) | 計 (L) | おおよその基準財政需要額（19’） 小 (M) | 中 (N) | 計 (O) | 予算措置率 小 (J)／(M) (P) | 中 (K)／(N) (Q) | 計 (L)／(O) (R) | 予算措置率が100%未満の理由 番号（1～4） 小 | 中 | 18’予算額との比較（伸び率） 小 (J)／(A) (S) | 中 (K)／(B) (T) | 計 (L)／(C) (U) |
|---|---|---|---|---|---|---|---|---|---|---|---|---|---|---|---|---|---|---|---|---|---|---|---|---|---|---|
| | | 千円 | 千円 | 千円 | 千円 | 千円 | 千円 | % | % | % | | | 千円 | 千円 | 千円 | 千円 | 千円 | 千円 | % | % | % | | | % | % | % |
| 1 | 室戸市 | 300.0 | 300.0 | 600.0 | 1,578.5 | 1,431.7 | 3,010.2 | 19.0 | 21.0 | 19.9 | 4 | 4 | 350.0 | 300.0 | 650.0 | 2,369.8 | 2,169.1 | 4,538.8 | 14.8 | 13.8 | 14.3 | 4 | 4 | 116.7 | 100.0 | 108.3 |
| 2 | 安芸市 | 1,047.0 | 390.0 | 1,437.0 | 1,703.8 | 971.5 | 2,675.3 | 61.5 | 40.1 | 53.7 | 4 | 4 | 1,050.0 | 390.0 | 1,440.0 | 2,599.1 | 1,471.9 | 4,071.0 | 40.4 | 26.5 | 35.4 | 4 | 4 | 100.3 | 100.0 | 100.2 |
| 3 | 東洋町 | 300.0 | 300.0 | 600.0 | 325.7 | 357.9 | 683.7 | 92.1 | 83.8 | 87.8 | 4 | 4 | 300.0 | 300.0 | 600.0 | 458.7 | 542.3 | 1,000.9 | 65.4 | 55.3 | 59.9 | 4 | 4 | 100.0 | 100.0 | 100.0 |
| 4 | 奈半利町 | 400.0 | 101.8 | 501.8 | 325.7 | 255.7 | 581.4 | 122.8 | 39.8 | 86.3 | | 4 | 200.0 | 120.0 | 320.0 | 458.7 | 387.3 | 846.0 | 43.6 | 31.0 | 37.8 | 4 | 4 | 50.0 | 117.9 | 63.8 |
| 5 | 北川村 | 150.0 | 224.0 | 374.0 | 250.6 | 153.4 | 404.0 | 59.9 | 146.0 | 92.6 | 4 | | 138.0 | 225.0 | 363.0 | 382.2 | 309.9 | 692.1 | 36.1 | 72.6 | 52.4 | 4 | 4 | 92.0 | 100.4 | 97.1 |
| 6 | 田野町 | 300.0 | 350.0 | 650.0 | 175.4 | 255.7 | 431.1 | 171.0 | 136.9 | 150.8 | | | 300.0 | 350.0 | 650.0 | 267.6 | 387.3 | 654.9 | 112.1 | 90.4 | 99.3 | | 4 | 100.0 | 100.0 | 100.0 |
| 7 | 馬路村 | 550.0 | 440.0 | 990.0 | 250.6 | 255.7 | 506.2 | 219.5 | 172.1 | 195.6 | | | 550.0 | 390.0 | 940.0 | 344.0 | 387.3 | 731.3 | 159.9 | 100.7 | 128.5 | | | 100.0 | 88.6 | 94.9 |
| 8 | 安田町 | 250.0 | 222.0 | 472.0 | 325.7 | 357.9 | 683.7 | 76.8 | 62.0 | 69.0 | 4 | 4 | 150.0 | 122.0 | 272.0 | 458.7 | 464.8 | 923.5 | 32.7 | 26.2 | 29.5 | 4 | 4 | 60.0 | 55.0 | 57.6 |
| 9 | 芸西村 | 399.0 | 300.0 | 699.0 | 250.6 | 357.9 | 608.5 | 159.2 | 83.8 | 114.9 | | 1 | 400.0 | 300.0 | 700.0 | 344.0 | 697.2 | 1,041.2 | 116.3 | 43.0 | 67.2 | | 1 | 100.3 | 100.0 | 100.1 |
| 10 | 香南市 | 3,461.0 | 2,050.0 | 5,511.0 | 2,425.4 | 1,805.0 | 4,230.4 | 142.7 | 113.6 | 130.3 | | | 3,256.0 | 2,255.0 | 5,511.0 | 3,761.1 | 2,633.9 | 6,394.9 | 86.6 | 85.6 | 86.2 | 4 | 4 | 94.1 | 110.0 | 100.0 |
| 11 | 香美市 | 2,300.0 | 1,200.0 | 3,500.0 | 1,831.6 | 1,314.1 | 3,145.7 | 125.6 | 91.3 | 111.3 | | 4 | 2,300.0 | 1,200.0 | 3,500.0 | 2,748.2 | 1,905.7 | 4,653.9 | 83.7 | 63.0 | 75.2 | 4 | 4 | 100.0 | 100.0 | 100.0 |
| 12 | 南国市 | 3,000.0 | 2,700.0 | 5,700.0 | 3,557.9 | 2,301.0 | 5,858.9 | 84.3 | 117.3 | 97.3 | 4 | | 3,000.0 | 2,700.0 | 5,700.0 | 5,351.1 | 3,563.5 | 8,914.6 | 56.1 | 75.8 | 63.9 | 4 | 4 | 100.0 | 100.0 | 100.0 |
| 13 | 大豊町 | 560.0 | 250.0 | 810.0 | 451.0 | 357.9 | 808.9 | 124.2 | 69.8 | 100.1 | | 4 | 753.0 | 202.0 | 955.0 | 688.0 | 697.2 | 1,385.2 | 109.4 | 29.0 | 68.9 | | 4 | 134.5 | 80.8 | 117.9 |
| 14 | 本山町 | 140.0 | 140.0 | 280.0 | 375.8 | 409.1 | 784.9 | 37.3 | 34.2 | 35.7 | 4 | 4 | 140.0 | 70.0 | 210.0 | 535.1 | 619.7 | 1,154.8 | 26.2 | 11.3 | 18.2 | 4 | 4 | 100.0 | 50.0 | 75.0 |
| 15 | 土佐町 | 800.0 | 200.0 | 1,000.0 | 601.3 | 306.8 | 908.1 | 133.0 | 65.2 | 110.1 | | 4 | 800.0 | 200.0 | 1,000.0 | 1,032.0 | 464.8 | 1,496.8 | 77.5 | 43.0 | 66.8 | 4 | 4 | 100.0 | 100.0 | 100.0 |
| 16 | 大川村 | 20.0 | 150.0 | 170.0 | 75.2 | 153.4 | 228.6 | 26.6 | 97.8 | 74.4 | 4 | 4 | 40.0 | 120.0 | 160.0 | 114.7 | 232.4 | 347.1 | 34.9 | 51.6 | 46.1 | 4 | 4 | 200.0 | 80.0 | 94.1 |
| 17 | 春野町 | 850.0 | 450.0 | 1,300.0 | 977.2 | 613.6 | 1,590.8 | 87.0 | 73.3 | 81.7 | 4 | 4 | 850.0 | 450.0 | 1,300.0 | 1,490.7 | 929.6 | 2,420.3 | 57.0 | 48.4 | 53.7 | 4 | 4 | 100.0 | 100.0 | 100.0 |
| 18 | いの町 | 3,481.0 | 1,650.0 | 5,131.0 | 2,032.0 | 1,845.9 | 3,877.9 | 171.3 | 89.4 | 132.3 | | 4 | 3,750.0 | 2,001.0 | 5,751.0 | 3,073.1 | 2,711.3 | 5,784.4 | 122.0 | 73.8 | 99.4 | | 4 | 107.7 | 121.3 | 112.1 |
| 19 | 仁淀川町 | 1,580.0 | 1,230.0 | 2,810.0 | 846.9 | 562.5 | 1,409.3 | 186.6 | 218.7 | 199.4 | | | 1,504.0 | 1,140.0 | 2,644.0 | 1,246.0 | 929.6 | 2,175.6 | 120.7 | 122.6 | 121.5 | | | 95.2 | 92.7 | 94.1 |
| 20 | 土佐市 | 1,497.3 | 500.0 | 1,997.3 | 2,079.6 | 1,329.5 | 3,409.1 | 72.0 | 37.6 | 58.6 | 4 | 4 | 1,500.0 | 500.0 | 2,000.0 | 3,248.9 | 2,014.1 | 5,263.0 | 46.2 | 24.8 | 38.0 | 4 | 4 | 100.2 | 100.0 | 100.1 |
| 21 | 須崎市 | 1,200.0 | 920.0 | 2,120.0 | 2,029.5 | 1,585.1 | 3,614.6 | 59.1 | 58.0 | 58.7 | 4 | 4 | 1,200.0 | 936.0 | 2,136.0 | 3,134.2 | 2,478.9 | 5,613.2 | 38.3 | 37.8 | 38.1 | 4 | 4 | 100.0 | 101.7 | 100.8 |
| 22 | 日高村 | 295.0 | 150.0 | 445.0 | 476.1 | 511.3 | 987.4 | 62.0 | 29.3 | 45.1 | 4 | 4 | 195.0 | 150.0 | 345.0 | 726.2 | 619.7 | 1,346.0 | 26.9 | 24.2 | 25.6 | 4 | 4 | 66.1 | 100.0 | 77.5 |
| 23 | 佐川町 | 1,446.9 | 501.9 | 1,948.8 | 801.8 | 920.4 | 1,722.2 | 180.5 | 54.5 | 113.2 | | 4 | 1,400.0 | 664.0 | 2,064.0 | 1,261.3 | 1,471.9 | 2,733.2 | 111.0 | 45.1 | 75.5 | | 4 | 96.8 | 132.3 | 105.9 |
| 24 | 越知町 | 300.0 | 375.0 | 675.0 | 451.0 | 511.3 | 962.3 | 66.5 | 73.3 | 70.1 | 4 | 4 | 300.0 | 300.0 | 600.0 | 611.6 | 697.2 | 1,308.8 | 49.1 | 43.0 | 45.8 | 4 | 4 | 100.0 | 80.0 | 88.9 |
| 25 | 津野町 | 976.0 | 392.0 | 1,368.0 | 869.4 | 613.6 | 1,483.0 | 112.3 | 63.9 | 92.2 | | 4 | 1,300.0 | 600.0 | 1,900.0 | 1,299.6 | 929.6 | 2,229.2 | 100.0 | 64.5 | 85.2 | | 4 | 133.2 | 153.1 | 138.9 |
| 26 | 梼原町 | 600.0 | 150.0 | 750.0 | 526.2 | 306.8 | 833.0 | 114.0 | 48.9 | 90.0 | | 4 | 450.0 | 150.0 | 600.0 | 764.4 | 464.8 | 1,229.2 | 58.9 | 32.3 | 48.8 | 4 | 4 | 75.0 | 100.0 | 80.0 |
| 27 | 中土佐町 | 700.0 | 600.0 | 1,300.0 | 967.1 | 767.0 | 1,734.1 | 72.4 | 78.2 | 75.0 | 4 | 4 | 700.0 | 600.0 | 1,300.0 | 1,406.6 | 1,154.3 | 2,560.8 | 49.8 | 52.0 | 50.8 | 4 | 4 | 100.0 | 100.0 | 100.0 |
| 28 | 四万十町 | 2,055.0 | 1,091.0 | 3,146.0 | 2,523.1 | 1,656.7 | 4,179.8 | 81.4 | 65.9 | 75.3 | 4 | 4 | 3,566.0 | 3,710.0 | 7,276.0 | 3,860.4 | 2,455.7 | 6,316.1 | 92.4 | 151.1 | 115.2 | 4 | | 173.5 | 340.1 | 231.3 |
| 29 | 日高村佐川町学校組合 | 180.0 | 180.0 | 360.0 | 200.4 | 153.4 | 353.8 | 89.8 | 117.3 | 101.7 | 4 | | 180.0 | 180.0 | 360.0 | 305.8 | 232.4 | 538.2 | 58.9 | 77.5 | 66.9 | 4 | 4 | 100.0 | 100.0 | 100.0 |
| 30 | 本山町土佐町中学校組合 | – | – | – | – | – | – | – | – | – | – | – | – | 70.0 | 70.0 | – | 619.7 | 619.7 | – | 11.3 | 11.3 | | 4 | – | – | – |
| 31 | 四万十市 | 1,271.6 | 1,024.9 | 2,296.5 | 3,708.2 | 2,689.6 | 6,397.8 | 34.3 | 38.1 | 35.9 | 4 | 4 | 1,286.5 | 1,032.0 | 2,318.5 | 5,611.0 | 4,012.8 | 9,623.8 | 22.9 | 25.7 | 24.1 | 4 | 4 | 101.2 | 100.7 | 101.0 |
| 32 | 土佐清水市 | 1,092.0 | 669.0 | 1,761.0 | 1,778.9 | 1,278.3 | 3,057.3 | 61.4 | 52.3 | 57.6 | 4 | 4 | 1,025.0 | 616.0 | 1,641.0 | 2,599.1 | 1,859.2 | 4,458.3 | 39.4 | 33.1 | 36.8 | 4 | 4 | 93.9 | 92.1 | 93.2 |
| 33 | 宿毛市 | 704.7 | 1,122.3 | 1,827.0 | 2,179.8 | 1,891.9 | 4,071.8 | 32.3 | 59.3 | 44.9 | 4 | 4 | 678.6 | 1,122.3 | 1,800.9 | 3,210.7 | 2,711.3 | 5,922.0 | 21.1 | 41.4 | 30.4 | 4 | 4 | 96.3 | 100.0 | 98.6 |
| 34 | 黒潮町 | 1,243.0 | 480.0 | 1,723.0 | 1,513.4 | 823.2 | 2,336.6 | 82.1 | 58.3 | 73.7 | 4 | 4 | 1,072.0 | 492.0 | 1,564.0 | 2,148.1 | 1,146.5 | 3,294.6 | 49.9 | 42.9 | 47.5 | 4 | 4 | 86.2 | 102.5 | 90.8 |
| 35 | 三原村 | 73.0 | 76.0 | 149.0 | 175.4 | 204.5 | 379.9 | 41.6 | 37.2 | 39.2 | 4 | 4 | 70.0 | 70.0 | 140.0 | 305.8 | 232.4 | 538.2 | 22.9 | 30.1 | 26.0 | 4 | 4 | 95.9 | 92.1 | 94.0 |
| 36 | 大月町 | 600.0 | 100.0 | 700.0 | 1,002.2 | 409.1 | 1,411.3 | 59.9 | 24.4 | 49.6 | 4 | 4 | 560.0 | 100.0 | 660.0 | 1,490.7 | 619.7 | 2,110.4 | 37.6 | 16.1 | 31.3 | 4 | 4 | 93.3 | 100.0 | 94.3 |
| 37 | 高知市 | 19,000.0 | 13,100.0 | 32,100.0 | 16,927.5 | 11,903.8 | 28,831.4 | 112.2 | 110.0 | 111.3 | | | 17,000.0 | 12,000.0 | 29,000.0 | 25,838.2 | 18,111.7 | 43,949.9 | 65.8 | 66.3 | 66.0 | 4 | 4 | 89.5 | 91.6 | 90.3 |
| 合 計 | | 53,122.5 | 34,079.9 | 87,202.4 | 56,570.4 | 41,622.5 | 98,193.0 | 93.9 | 81.9 | 88.8 | | | 52,314.1 | 36,127.3 | 88,441.4 | 85,545.2 | 63,336.7 | 148,881.9 | 61.2 | 57.0 | 59.4 | | | 98.5 | 106.0 | 101.4 |

| 番号 | 設置者名 | 18年度 図書購入費（予算額） 小 (A) | 中 (B) | 計 (C) | おおよその基準財政需要額（18’） 小 (D) | 中 (E) | 計 (F) | 予算措置率 小 (A)／(D) (G) | 中 (B)／(E) (H) | 計 (C)／(F) (I) | 予算措置率が100%未満の理由 番号（1～4） 小 | 中 | 19年度 図書購入費（予算額） 小 (J) | 中 (K) | 計 (L) | おおよその基準財政需要額（19’） 小 (M) | 中 (N) | 計 (O) | 予算措置率 小 (J)／(M) (P) | 中 (K)／(N) (Q) | 計 (L)／(O) (R) | 予算措置率が100%未満の理由 番号（1～4） 小 | 中 | 18’予算額との比較（伸び率） 小 (J)／(A) (S) | 中 (K)／(B) (T) | 計 (L)／(C) (U) |
|---|---|---|---|---|---|---|---|---|---|---|---|---|---|---|---|---|---|---|---|---|---|---|---|---|---|---|
| | | 千円 | 千円 | 千円 | 千円 | 千円 | 千円 | % | % | % | | | 千円 | 千円 | 千円 | 千円 | 千円 | 千円 | % | % | % | | | % | % | % |
| 1 | 福岡市 | 67,258.0 | 61,485.0 | 128,743.0 | 61,060.4 | 52,309.4 | 113,369.8 | 110.1 | 117.5 | 113.6 | | | 85,887.0 | 61,827.0 | 147,714.0 | 93,491.6 | 78,163.9 | 171,655.4 | 91.9 | 79.1 | 86.1 | 4 | 4 | 127.7 | 100.6 | 114.7 |
| 2 | 北九州市 | 121,046.0 | 80,108.0 | 201,154.0 | 43,997.6 | 38,196.6 | 82,194.2 | 275.1 | 209.7 | 244.7 | | | 102,712.0 | 66,521.0 | 169,233.0 | 67,729.8 | 57,635.2 | 125,365.0 | 151.6 | 115.4 | 135.0 | | | 84.9 | 83.0 | 84.1 |
| 3 | 筑紫野市 | 6,491.0 | 3,582.0 | 10,073.0 | 4,961.0 | 4,602.0 | 9,563.0 | 130.8 | 77.8 | 105.3 | | 4 | 5,053.0 | 2,762.0 | 7,815.0 | 7,568.0 | 6,894.5 | 14,462.5 | 66.8 | 40.1 | 54.0 | 4 | 4 | 77.8 | 77.1 | 77.6 |
| 4 | 春日市 | 16,100.0 | 6,170.0 | 22,270.0 | 6,238.8 | 5,726.9 | 11,965.8 | 258.1 | 107.7 | 186.1 | | | 7,330.0 | 6,240.0 | 13,570.0 | 9,555.6 | 8,676.3 | 18,231.8 | 76.7 | 71.9 | 74.4 | 4 | 4 | 45.5 | 101.1 | 60.9 |
| 5 | 大野城市 | 6,500.0 | 6,000.0 | 12,500.0 | 5,136.4 | 4,602.0 | 9,738.4 | 126.5 | 130.4 | 128.4 | | | 7,000.0 | 7,000.0 | 14,000.0 | 7,835.6 | 7,049.5 | 14,885.0 | 89.3 | 99.3 | 94.1 | 4 | 4 | 107.7 | 116.7 | 112.0 |
| 6 | 太宰府市 | 3,659.0 | 2,970.0 | 6,629.0 | 3,257.2 | 2,761.2 | 6,018.4 | 112.3 | 107.6 | 110.1 | | | 3,404.0 | 2,184.0 | 5,588.0 | 5,083.6 | 4,183.2 | 9,266.8 | 67.0 | 52.2 | 60.3 | 4 | 4 | 93.0 | 73.5 | 84.3 |
| 7 | 那珂川町 | 4,448.0 | 2,059.0 | 6,507.0 | 2,881.4 | 2,403.3 | 5,284.7 | 154.4 | 85.7 | 123.1 | | 4 | 4,459.0 | 2,119.0 | 6,578.0 | 4,548.4 | 3,718.4 | 8,266.8 | 98.0 | 57.0 | 79.6 | 4 | 4 | 100.2 | 102.9 | 101.1 |
| 8 | 古賀市 | 5,700.0 | 3,198.0 | 8,898.0 | 3,207.1 | 3,016.9 | 6,224.0 | 177.7 | 106.0 | 143.0 | | | 4,580.0 | 3,090.0 | 7,670.0 | 4,930.7 | 4,493.1 | 9,423.7 | 92.9 | 68.8 | 81.4 | 4 | 4 | 80.4 | 96.6 | 86.2 |
| 9 | 宇美町 | 4,468.0 | 2,081.0 | 6,549.0 | 1,929.3 | 2,045.3 | 3,974.6 | 231.6 | 101.7 | 164.8 | | | 3,471.0 | 2,236.0 | 5,707.0 | 3,019.6 | 3,021.2 | 6,040.8 | 115.0 | 74.0 | 94.5 | | 4 | 77.7 | 107.4 | 87.1 |
| 10 | 志免町 | 5,246.0 | 4,522.0 | 9,768.0 | 2,104.7 | 1,636.3 | 3,740.9 | 249.3 | 276.4 | 261.1 | | | 5,124.0 | 4,655.0 | 9,779.0 | 3,210.7 | 2,556.4 | 5,767.1 | 159.6 | 182.1 | 169.6 | | | 97.7 | 102.9 | 100.1 |
| 11 | 須恵町 | 1,515.0 | 939.0 | 2,454.0 | 1,378.1 | 1,278.3 | 2,656.4 | 109.9 | 73.5 | 92.4 | | 4 | 1,504.0 | 921.0 | 2,425.0 | 2,140.4 | 1,936.7 | 4,077.1 | 70.3 | 47.6 | 59.5 | 4 | 4 | 99.3 | 98.1 | 98.8 |
| 12 | 粕屋町 | 2,460.0 | 1,490.0 | 3,950.0 | 1,954.3 | 1,585.1 | 3,539.5 | 125.9 | 94.0 | 111.6 | | 4 | 2,460.0 | 1,490.0 | 3,950.0 | 3,096.0 | 2,556.4 | 5,652.4 | 79.5 | 58.3 | 69.9 | 4 | 4 | 100.0 | 100.0 | 100.0 |
| 13 | 篠栗町 | 2,200.0 | 2,050.0 | 4,250.0 | 1,753.9 | 1,482.9 | 3,236.8 | 125.4 | 138.2 | 131.3 | | | 3,065.0 | 2,950.0 | 6,015.0 | 2,713.8 | 2,246.5 | 4,960.3 | 112.9 | 131.3 | 121.3 | | | 139.3 | 143.9 | 141.5 |
| 14 | 久山町 | 290.0 | 400.0 | 690.0 | 501.1 | 409.1 | 910.2 | 57.9 | 97.8 | 75.8 | 4 | 4 | 290.0 | 400.0 | 690.0 | 764.4 | 619.7 | 1,384.2 | 37.9 | 64.5 | 49.8 | 4 | 4 | 100.0 | 100.0 | 100.0 |
| 15 | 新宮町 | 3,669.0 | 1,740.0 | 5,409.0 | 1,378.1 | 1,278.3 | 2,656.4 | 266.2 | 136.1 | 203.6 | | | 3,111.0 | 1,370.0 | 4,481.0 | 2,064.0 | 1,781.7 | 3,845.7 | 150.7 | 76.9 | 116.5 | | 4 | 84.8 | 78.7 | 82.8 |
| 16 | 宗像市 | 13,423.0 | 8,596.0 | 22,019.0 | 4,785.6 | 4,755.4 | 9,541.0 | 280.5 | 180.8 | 230.8 | | | 12,722.0 | 8,378.0 | 21,100.0 | 7,300.4 | 7,126.9 | 14,427.4 | 174.3 | 117.6 | 146.2 | | | 94.8 | 97.5 | 95.8 |
| 17 | 福津市 | 6,000.0 | 3,600.0 | 9,600.0 | 2,605.8 | 2,556.7 | 5,162.4 | 230.3 | 140.8 | 186.0 | | | 8,353.0 | 7,947.0 | 16,300.0 | 3,898.7 | 3,795.9 | 7,694.5 | 214.3 | 209.4 | 211.8 | | | 139.2 | 220.8 | 169.8 |
| 18 | 前原市 | 4,000.0 | 3,000.0 | 7,000.0 | 3,983.8 | 3,221.4 | 7,205.2 | 100.4 | 93.1 | 97.2 | | 4 | 3,465.0 | 2,410.0 | 5,875.0 | 6,115.6 | 5,112.8 | 11,228.4 | 56.7 | 47.1 | 52.3 | 4 | 4 | 86.6 | 80.3 | 83.9 |
| 19 | 二丈町 | 742.0 | 662.0 | 1,404.0 | 801.8 | 818.1 | 1,619.9 | 92.5 | 80.9 | 86.7 | 4 | 4 | 691.0 | 631.0 | 1,322.0 | 1,184.9 | 1,239.5 | 2,424.4 | 58.3 | 50.9 | 54.5 | 4 | 4 | 93.1 | 95.3 | 94.2 |
| 20 | 志摩町 | 1,137.0 | 680.0 | 1,817.0 | 1,027.3 | 1,073.8 | 2,101.1 | 110.7 | 63.3 | 86.5 | | 4 | 869.0 | 895.0 | 1,764.0 | 1,567.1 | 1,626.8 | 3,193.9 | 55.5 | 55.0 | 55.2 | 4 | 4 | 76.4 | 131.6 | 97.1 |
| 21 | 直方市 | 2,683.0 | 2,490.0 | 5,173.0 | 2,856.3 | 2,556.7 | 5,413.0 | 93.9 | 97.4 | 95.6 | 4 | 4 | 3,435.0 | 2,556.0 | 5,991.0 | 4,319.1 | 3,873.3 | 8,192.4 | 79.5 | 66.0 | 73.1 | 4 | 4 | 128.0 | 102.7 | 115.8 |
| 22 | 中間市 | 4,800.0 | 3,200.0 | 8,000.0 | 2,104.7 | 2,249.9 | 4,354.5 | 228.1 | 142.2 | 183.7 | | | 4,800.0 | 3,200.0 | 8,000.0 | 3,172.4 | 3,331.1 | 6,503.5 | 151.3 | 96.1 | 123.0 | | 4 | 100.0 | 100.0 | 100.0 |
| 23 | 宮若市 | 1,740.0 | 1,690.0 | 3,430.0 | 1,829.1 | 1,534.0 | 3,363.1 | 95.1 | 110.2 | 102.0 | 4 | | 1,600.0 | 1,520.0 | 3,120.0 | 2,790.2 | 2,401.5 | 5,191.7 | 57.3 | 63.3 | 60.1 | 4 | 4 | 92.0 | 89.9 | 91.0 |
| 24 | 岡垣町 | 1,763.0 | 1,370.0 | 3,133.0 | 1,578.5 | 1,431.7 | 3,010.2 | 111.7 | 95.7 | 104.1 | | 4 | 1,714.0 | 1,370.0 | 3,084.0 | 2,446.2 | 2,169.1 | 4,615.3 | 70.1 | 63.2 | 66.8 | 4 | 4 | 97.2 | 100.0 | 98.4 |
| 25 | 遠賀町 | 909.0 | 1,104.0 | 2,013.0 | 902.0 | 920.4 | 1,822.4 | 100.8 | 119.9 | 110.5 | | | 852.0 | 954.0 | 1,806.0 | 1,299.6 | 1,471.9 | 2,771.4 | 65.6 | 64.8 | 65.2 | 4 | 4 | 93.7 | 86.4 | 89.7 |
| 26 | 水巻町 | 2,580.0 | 1,430.0 | 4,010.0 | 1,628.6 | 1,534.0 | 3,162.6 | 158.4 | 93.2 | 126.8 | | 4 | 2,580.0 | 1,430.0 | 4,010.0 | 2,408.0 | 2,246.5 | 4,654.5 | 107.1 | 63.7 | 86.2 | | 4 | 100.0 | 100.0 | 100.0 |
| 27 | 芦屋町 | 1,950.0 | 850.0 | 2,800.0 | 1,027.3 | 767.0 | 1,794.3 | 189.8 | 110.8 | 156.1 | | | 1,200.0 | 600.0 | 1,800.0 | 1,567.1 | 1,162.0 | 2,729.1 | 76.6 | 51.6 | 66.0 | 4 | 4 | 61.5 | 70.6 | 64.3 |
| 28 | 小竹町 | 288.0 | 256.0 | 544.0 | 526.2 | 409.1 | 935.2 | 54.7 | 62.6 | 58.2 | 4 | 4 | 250.0 | 218.0 | 468.0 | 802.7 | 619.7 | 1,422.4 | 31.1 | 35.2 | 32.9 | 4 | 4 | 86.8 | 85.2 | 86.0 |
| 29 | 鞍手町 | 2,032.0 | 1,500.0 | 3,532.0 | 1,177.6 | 1,022.7 | 2,200.3 | 172.6 | 146.7 | 160.5 | | | 2,045.0 | 1,720.0 | 3,765.0 | 1,796.4 | 1,471.9 | 3,268.3 | 113.8 | 116.9 | 115.2 | | | 100.6 | 114.7 | 106.6 |
| 30 | 久留米市 | 23,496.0 | 16,906.0 | 40,402.0 | 16,160.8 | 13,294.7 | 29,455.5 | 145.4 | 127.2 | 137.2 | | | 24,002.0 | 17,139.0 | 41,141.0 | 24,615.1 | 20,063.9 | 44,679.0 | 97.5 | 85.4 | 92.1 | 4 | 4 | 102.2 | 101.4 | 101.8 |
| 31 | 小郡市 | 3,897.0 | 3,083.0 | 6,980.0 | 3,332.4 | 3,170.3 | 6,502.7 | 116.9 | 97.2 | 107.3 | | 4 | 5,130.0 | 3,097.0 | 8,227.0 | 5,045.3 | 4,957.9 | 10,003.2 | 101.7 | 62.5 | 82.2 | | 4 | 131.6 | 100.5 | 117.9 |
| 32 | 朝倉市 | 7,632.0 | 4,279.0 | 11,911.0 | 3,382.5 | 3,119.1 | 6,501.6 | 225.6 | 137.2 | 183.2 | | | 7,670.0 | 4,500.0 | 12,170.0 | 5,160.0 | 4,648.0 | 9,808.0 | 148.6 | 96.8 | 124.1 | | 4 | 100.5 | 105.2 | 102.2 |
| 33 | うきは市 | 4,347.0 | 3,385.0 | 7,732.0 | 2,154.8 | 1,585.1 | 3,739.9 | 201.7 | 213.5 | 206.7 | | | 4,220.0 | 3,348.0 | 7,568.0 | 3,287.1 | 2,556.4 | 5,843.5 | 128.4 | 131.0 | 129.5 | | | 97.1 | 98.9 | 97.9 |
| 34 | 筑前町 | 5,221.0 | 2,600.0 | 7,821.0 | 1,678.7 | 1,482.9 | 3,161.6 | 311.0 | 175.3 | 247.4 | | | 5,102.0 | 2,687.0 | 7,789.0 | 2,560.9 | 2,246.5 | 4,807.4 | 199.2 | 119.6 | 162.0 | | | 97.7 | 103.3 | 99.6 |
| 35 | 東峰村 | 1,268.0 | 599.0 | 1,867.0 | 350.8 | 153.4 | 504.2 | 361.5 | 390.5 | 370.3 | | | 950.0 | 500.0 | 1,450.0 | 535.1 | 309.9 | 845.0 | 177.5 | 161.4 | 171.6 | | | 74.9 | 83.5 | 77.7 |

| 番号 | 設置者名 | 18年度 図書購入費（予算額） 小 (A) | 中 (B) | 計 (C) | おおよその基準財政需要額（18’） 小 (D) | 中 (E) | 計 (F) | 予算措置率 小 (A)／(D) (G) | 中 (B)／(E) (H) | 計 (C)／(F) (I) | 予算措置率が100%未満の理由 番号（1～4） 小 | 中 | 19年度 図書購入費（予算額） 小 (J) | 中 (K) | 計 (L) | おおよその基準財政需要額（19’） 小 (M) | 中 (N) | 計 (O) | 予算措置率 小 (J)／(M) (P) | 中 (K)／(N) (Q) | 計 (L)／(O) (R) | 予算措置率が100%未満の理由 番号（1～4） 小 | 中 | 18’予算額との比較（伸び率） 小 (J)/(A) (S) | 中 (K)/(B) (T) | 計 (L)/(C) (U) |
|---|---|---|---|---|---|---|---|---|---|---|---|---|---|---|---|---|---|---|---|---|---|---|---|---|---|---|
| 36 | 大刀洗町 | 1,049.0 | 830.0 | 1,879.0 | 1,052.3 | 818.1 | 1,870.5 | 99.7 | 101.5 | 100.5 | 1 | | 976.0 | 794.0 | 1,770.0 | 1,605.3 | 1,316.9 | 2,922.3 | 60.8 | 60.3 | 60.6 | 1 | 1 | 93.0 | 95.7 | 94.2 |
| 37 | 大牟田市 | 9,515.7 | 8,219.0 | 17,734.7 | 6,364.1 | 5,573.5 | 11,937.6 | 149.5 | 147.5 | 148.6 | | | 9,532.0 | 8,219.0 | 17,751.0 | 9,670.2 | 8,598.8 | 18,269.0 | 98.6 | 95.6 | 97.2 | 1 | 1 | 100.2 | 100.0 | 100.1 |
| 38 | 柳川市 | 8,707.0 | 4,625.0 | 13,332.0 | 4,384.7 | 3,681.6 | 8,066.3 | 198.6 | 125.6 | 165.3 | | | 8,481.0 | 4,529.0 | 13,010.0 | 6,574.2 | 5,500.1 | 12,074.4 | 129.0 | 82.3 | 107.7 | | 4 | 97.4 | 97.9 | 97.6 |
| 39 | (旧)八女市 | 2,365.6 | 1,556.1 | 3,921.7 | 2,029.5 | 1,840.8 | 3,870.3 | 116.6 | 84.5 | 101.3 | | 4 | 2,435.5 | 1,552.2 | 3,987.7 | 3,516.4 | 3,176.1 | 6,692.6 | 69.3 | 48.9 | 59.6 | 4 | 4 | 103.0 | 99.7 | 101.7 |
| 40 | (旧)上陽町 | 204.4 | 172.9 | 377.3 | 175.4 | 204.5 | 379.9 | 116.5 | 84.5 | 99.3 | | 4 | 210.5 | 167.8 | 378.3 | 344.0 | 309.9 | 653.9 | 61.2 | 54.2 | 57.9 | 4 | 4 | 103.0 | 97.1 | 100.3 |
| 41 | 筑後市 | 4,532.0 | 2,100.0 | 6,632.0 | 3,157.0 | 2,249.9 | 5,406.9 | 143.6 | 93.3 | 122.7 | | 4 | 4,251.0 | 1,950.0 | 6,201.0 | 4,777.8 | 3,486.0 | 8,263.8 | 89.0 | 55.9 | 75.0 | 4 | 4 | 93.8 | 92.9 | 93.5 |
| 42 | 大川市 | 3,064.0 | 2,684.0 | 5,748.0 | 2,229.9 | 1,891.9 | 4,121.9 | 137.4 | 141.9 | 139.5 | | | 2,909.0 | 2,549.0 | 5,458.0 | 3,325.3 | 2,943.7 | 6,269.1 | 87.5 | 86.6 | 87.1 | 4 | 4 | 94.9 | 95.0 | 95.0 |
| 43 | (旧)瀬高町 | 1,675.0 | 951.0 | 2,626.0 | 1,478.3 | 1,176.1 | 2,654.3 | 113.3 | 80.9 | 98.9 | | 4 | 2,310.0 | 1,125.8 | 3,435.8 | 2,216.9 | 1,704.3 | 3,921.2 | 104.2 | 66.1 | 87.6 | | 4 | 137.9 | 118.4 | 130.8 |
| 44 | (旧)山川町 | 240.0 | 319.0 | 559.0 | 325.7 | 357.9 | 683.7 | 73.7 | 89.1 | 81.8 | 4 | 4 | 546.0 | 358.2 | 904.2 | 496.9 | 542.3 | 1,039.2 | 109.9 | 66.1 | 87.0 | | 4 | 227.5 | 112.3 | 161.8 |
| 45 | (旧)高田町 | 2,000.0 | 848.0 | 2,848.0 | 952.1 | 664.7 | 1,616.8 | 210.1 | 127.6 | 176.1 | | | 1,596.0 | 614.0 | 2,210.0 | 1,452.4 | 1,007.1 | 2,459.5 | 109.9 | 61.0 | 89.9 | | 4 | 79.8 | 72.4 | 77.6 |
| 46 | 大木町 | 2,165.0 | 920.0 | 3,085.0 | 801.8 | 664.7 | 1,466.5 | 270.0 | 138.4 | 210.4 | | | 2,185.0 | 945.0 | 3,130.0 | 1,261.3 | 1,007.1 | 2,268.4 | 173.2 | 93.8 | 138.0 | | 4 | 100.9 | 102.7 | 101.5 |
| 47 | 黒木町 | 935.0 | 891.0 | 1,826.0 | 1,127.5 | 664.7 | 1,792.2 | 82.9 | 134.0 | 101.9 | 4 | | 792.0 | 800.0 | 1,592.0 | 1,643.6 | 929.6 | 2,573.2 | 48.2 | 86.1 | 61.9 | 4 | 4 | 84.7 | 89.8 | 87.2 |
| 48 | 立花町 | 1,422.0 | 1,028.0 | 2,450.0 | 927.1 | 767.0 | 1,694.1 | 153.4 | 134.0 | 144.6 | | | 1,280.0 | 959.0 | 2,239.0 | 1,414.2 | 1,239.5 | 2,653.7 | 90.5 | 77.4 | 84.4 | 4 | 4 | 90.0 | 93.3 | 91.4 |
| 49 | 広川町 | 1,520.0 | 800.0 | 2,320.0 | 1,052.3 | 920.4 | 1,972.7 | 144.4 | 86.9 | 117.6 | | 4 | 1,446.0 | 760.0 | 2,206.0 | 1,643.6 | 1,394.4 | 3,038.0 | 88.0 | 54.5 | 72.6 | 4 | 4 | 95.1 | 95.0 | 95.1 |
| 50 | 矢部村 | 236.0 | 284.0 | 520.0 | 150.3 | 153.4 | 303.7 | 157.0 | 185.1 | 171.2 | | | 279.0 | 284.0 | 563.0 | 229.3 | 232.4 | 461.7 | 121.7 | 122.2 | 121.9 | | | 118.2 | 100.0 | 108.3 |
| 51 | 星野村 | 0.0 | 260.0 | 260.0 | 501.1 | 255.7 | 756.8 | 0.0 | 101.7 | 34.4 | 4 | | 300.0 | 260.0 | 560.0 | 688.0 | 387.3 | 1,075.3 | 43.6 | 67.1 | 52.1 | 4 | 4 | － | 100.0 | 215.4 |
| 52 | 飯塚市 | 7,091.5 | 5,505.3 | 12,596.8 | 6,739.9 | 6,238.3 | 12,978.2 | 105.2 | 88.3 | 97.1 | | 4 | 6,795.0 | 5,407.0 | 12,202.0 | 10,281.8 | 9,450.9 | 19,732.7 | 66.1 | 57.2 | 61.8 | 4 | 4 | 95.8 | 98.2 | 96.9 |
| 53 | 田川市 | 2,200.0 | 1,800.0 | 4,000.0 | 2,756.1 | 2,761.2 | 5,517.3 | 79.8 | 65.2 | 72.5 | 4 | 4 | 2,200.0 | 1,800.0 | 4,000.0 | 4,242.7 | 4,105.7 | 8,348.4 | 51.9 | 43.8 | 47.9 | 4 | 4 | 100.0 | 100.0 | 100.0 |
| 54 | 嘉麻市 | 6,653.0 | 3,174.0 | 9,827.0 | 2,756.1 | 2,403.3 | 5,159.4 | 241.4 | 132.1 | 190.5 | | | 5,394.0 | 2,583.0 | 7,977.0 | 4,242.7 | 3,640.9 | 7,883.6 | 127.1 | 70.9 | 101.2 | | 4 | 81.1 | 81.4 | 81.2 |
| 55 | 桂川町 | 651.0 | 400.0 | 1,051.0 | 576.3 | 613.6 | 1,189.9 | 113.0 | 65.2 | 88.3 | | 4 | 500.0 | 300.0 | 800.0 | 1,032.0 | 1,007.1 | 2,039.1 | 48.4 | 29.8 | 39.2 | 4 | 4 | 76.8 | 75.0 | 76.1 |
| 56 | 香春町 | 1,574.0 | 785.0 | 2,359.0 | 826.8 | 715.9 | 1,542.7 | 190.4 | 109.7 | 152.9 | | | 1,498.0 | 828.0 | 2,326.0 | 1,261.3 | 1,084.5 | 2,345.9 | 118.8 | 76.3 | 99.2 | | 4 | 95.2 | 105.5 | 98.6 |
| 57 | 添田町 | 1,000.0 | 700.0 | 1,700.0 | 1,052.3 | 869.3 | 1,921.6 | 95.0 | 80.5 | 88.5 | 4 | 4 | 800.0 | 600.0 | 1,400.0 | 1,376.0 | 1,316.9 | 2,692.9 | 58.1 | 45.6 | 52.0 | 4 | 4 | 80.0 | 85.7 | 82.4 |
| 58 | 糸田町 | 500.0 | 500.0 | 1,000.0 | 501.1 | 511.3 | 1,012.4 | 99.8 | 97.8 | 98.8 | 4 | 1 | 500.0 | 500.0 | 1,000.0 | 764.4 | 774.7 | 1,539.1 | 65.4 | 64.5 | 65.0 | 4 | 1 | 100.0 | 100.0 | 100.0 |
| 59 | 川崎町 | 1,240.0 | 1,200.0 | 2,440.0 | 1,327.9 | 1,278.3 | 2,606.3 | 93.4 | 93.9 | 93.6 | 4 | 4 | 1,500.0 | 1,440.0 | 2,940.0 | 1,949.3 | 1,936.7 | 3,886.0 | 76.9 | 74.4 | 75.7 | 4 | 4 | 121.0 | 120.0 | 120.5 |
| 60 | 大任町 | 800.0 | 600.0 | 1,400.0 | 375.8 | 357.9 | 733.8 | 212.9 | 167.6 | 190.8 | | | 800.0 | 600.0 | 1,400.0 | 573.3 | 542.3 | 1,115.6 | 139.5 | 110.6 | 125.5 | | | 100.0 | 100.0 | 100.0 |
| 61 | 赤　村 | 400.0 | 400.0 | 800.0 | 200.4 | 153.4 | 353.8 | 199.6 | 260.8 | 226.1 | | | 400.0 | 400.0 | 800.0 | 344.0 | 309.9 | 653.9 | 116.3 | 129.1 | 122.3 | | | 100.0 | 100.0 | 100.0 |
| 62 | 福智町 | 2,200.0 | 1,800.0 | 4,000.0 | 1,378.1 | 1,380.6 | 2,758.7 | 159.6 | 130.4 | 145.0 | | | 1,260.0 | 900.0 | 2,160.0 | 2,140.4 | 2,014.1 | 4,154.6 | 58.9 | 44.7 | 52.0 | 4 | 4 | 57.3 | 50.0 | 54.0 |
| 63 | 行橋市 | 8,000.0 | 6,000.0 | 14,000.0 | 3,808.4 | 3,374.8 | 7,183.2 | 210.1 | 177.8 | 194.9 | | | 8,000.0 | 6,000.0 | 14,000.0 | 5,809.8 | 5,112.8 | 10,922.6 | 137.7 | 117.4 | 128.2 | | | 100.0 | 100.0 | 100.0 |
| 64 | 豊前市 | 2,340.0 | 915.0 | 3,255.0 | 1,829.1 | 1,176.1 | 3,005.1 | 127.9 | 77.8 | 108.3 | | 4 | 2,340.0 | 923.0 | 3,263.0 | 2,828.4 | 1,781.7 | 4,610.2 | 82.7 | 51.8 | 70.8 | 4 | 4 | 100.0 | 100.9 | 100.2 |
| 65 | 苅田町 | 3,000.0 | 2,000.0 | 5,000.0 | 1,829.1 | 1,482.9 | 3,311.9 | 164.0 | 134.9 | 151.0 | | | 3,800.0 | 2,000.0 | 5,800.0 | 2,828.4 | 2,401.5 | 5,229.9 | 134.3 | 83.3 | 110.9 | | 4 | 126.7 | 100.0 | 116.0 |
| 66 | みやこ町 | 2,500.0 | 2,300.0 | 4,800.0 | 1,778.9 | 1,278.3 | 3,057.3 | 140.5 | 179.9 | 157.0 | | | 2,500.0 | 2,300.0 | 4,800.0 | 2,675.6 | 1,936.7 | 4,612.2 | 93.4 | 118.8 | 104.1 | 4 | | 100.0 | 100.0 | 100.0 |
| 67 | 築上町 | 2,165.0 | 800.0 | 2,965.0 | 1,553.4 | 1,022.7 | 2,576.1 | 139.4 | 78.2 | 115.1 | | 4 | 2,501.0 | 1,020.0 | 3,521.0 | 2,255.1 | 1,471.9 | 3,727.0 | 110.9 | 69.3 | 94.5 | | 4 | 115.5 | 127.5 | 118.8 |
| 68 | 上毛町 | 997.0 | 350.0 | 1,347.0 | 776.7 | 460.2 | 1,236.9 | 128.4 | 76.1 | 108.9 | | 4 | 957.0 | 350.0 | 1,307.0 | 1,261.3 | 619.7 | 1,881.1 | 75.9 | 56.5 | 69.5 | 4 | 4 | 96.0 | 100.0 | 97.0 |
| 69 | 吉富町 | 1,000.0 | － | 1,000.0 | 425.9 | － | 425.9 | 234.8 | － | 234.8 | | | 1,000.0 | － | 1,000.0 | 649.8 | － | 649.8 | 153.9 | － | 153.9 | | | 100.0 | － | 100.0 |
| 70 | 吉富町外一市中学校組合 | － | 500.0 | 500.0 | － | 511.3 | 511.3 | － | 97.8 | 97.8 | | 4 | － | 500.0 | 500.0 | － | 852.1 | 852.1 | － | 58.7 | 58.7 | | 4 | － | 100.0 | 100.0 |
| 合　計 | | 424,900.2 | 296,291.3 | 721,191.5 | 252,835.6 | 219,464.3 | 472,299.9 | 168.1 | 135.0 | 152.7 | | | 413,374.0 | 285,183.0 | 698,557.0 | 387,000.0 | 332,099.6 | 719,099.6 | 106.8 | 85.9 | 97.1 | | | 97.3 | 96.3 | 96.9 |

## 【佐賀県】

【小・中学校分集計表】

| 番号 | 設置者名 | 18年度 図書購入費（予算額） 小 (A) | 中 (B) | 計 (C) | おおよその基準財政需要額（18’） 小 (D) | 中 (E) | 計 (F) | 予算措置率 小 (A)／(D) (G) | 中 (B)／(E) (H) | 計 (C)／(F) (I) | 予算措置率が100%未満の理由 番号（1～4） 小 | 中 | 19年度 図書購入費（予算額） 小 (J) | 中 (K) | 計 (L) | おおよその基準財政需要額（19’） 小 (M) | 中 (N) | 計 (O) | 予算措置率 小 (J)／(M) (P) | 中 (K)／(N) (Q) | 計 (L)／(O) (R) | 予算措置率が100%未満の理由 番号（1～4） 小 | 中 | 18’予算額との比較（伸び率） 小 (J)/(A) (S) | 中 (K)/(B) (T) | 計 (L)/(C) (U) |
|---|---|---|---|---|---|---|---|---|---|---|---|---|---|---|---|---|---|---|---|---|---|---|---|---|---|---|
| | | 千円 | 千円 | 千円 | 千円 | 千円 | 千円 | % | % | % | | | 千円 | 千円 | 千円 | 千円 | 千円 | 千円 | % | % | % | | | % | % | % |
| 1 | (旧)佐賀市 | 9,749.0 | 7,854.0 | 17,603.0 | 10,924.2 | 8,590.4 | 19,514.6 | 89.2 | 91.4 | 90.2 | 4 | 4 | 8,847.0 | 6,459.0 | 15,306.0 | 16,569.3 | 13,750.3 | 30,319.7 | 53.4 | 47.0 | 50.5 | 4 | 4 | 90.7 | 82.2 | 87.0 |
| 2 | (旧)川副町 | 2,115.0 | 1,100.0 | 3,215.0 | 1,027.3 | 767.0 | 1,794.3 | 205.9 | 143.4 | 179.2 | | | 2,115.0 | 1,100.0 | 3,215.0 | 1,528.9 | 1,084.5 | 2,613.4 | 138.3 | 101.4 | 123.0 | | | 100.0 | 100.0 | 100.0 |
| 3 | (旧)東与賀町 | 880.0 | 550.0 | 1,430.0 | 501.1 | 460.2 | 961.3 | 175.6 | 119.5 | 148.8 | | | 880.0 | 500.0 | 1,380.0 | 764.4 | 697.2 | 1,461.6 | 115.1 | 71.7 | 94.4 | | 1 | 100.0 | 90.9 | 96.5 |
| 4 | (旧)久保田町 | 685.0 | 400.0 | 1,085.0 | 476.1 | 613.6 | 1,089.7 | 143.9 | 65.2 | 99.6 | | 1 | 700.0 | 500.0 | 1,200.0 | 726.2 | 929.6 | 1,655.8 | 96.4 | 53.8 | 72.5 | 1 | 1 | 102.2 | 125.0 | 110.6 |
| 5 | 多久市 | 2,380.0 | 1,569.2 | 3,949.2 | 1,628.6 | 1,431.7 | 3,060.3 | 146.1 | 109.6 | 129.0 | | | 2,053.4 | 1,011.0 | 3,064.4 | 2,446.2 | 2,091.6 | 4,537.8 | 83.9 | 48.3 | 67.5 | 4 | 4 | 86.3 | 64.4 | 77.6 |
| 6 | 小城市 | 5,450.0 | 2,991.0 | 8,441.0 | 2,981.6 | 2,505.5 | 5,487.1 | 182.8 | 119.4 | 153.8 | | | 4,400.0 | 2,680.0 | 7,080.0 | 4,280.9 | 3,795.9 | 8,076.8 | 102.8 | 70.6 | 87.7 | | 4 | 80.7 | 89.6 | 83.9 |
| 7 | 鳥栖市 | 4,450.0 | 1,841.0 | 6,291.0 | 3,432.6 | 2,965.7 | 6,398.3 | 129.6 | 62.1 | 98.3 | | 4 | 4,511.0 | 1,900.0 | 6,411.0 | 5,274.7 | 4,570.5 | 9,845.2 | 85.5 | 41.6 | 65.1 | 4 | 4 | 101.4 | 103.2 | 101.9 |
| 8 | 神埼市 | 2,140.0 | 1,607.0 | 3,747.0 | 2,004.4 | 1,738.5 | 3,743.0 | 106.8 | 92.4 | 100.1 | | 4 | 2,140.0 | 1,607.0 | 3,747.0 | 3,096.0 | 2,633.9 | 5,729.9 | 69.1 | 61.0 | 65.4 | 4 | 4 | 100.0 | 100.0 | 100.0 |
| 9 | 吉野ヶ里町 | 1,226.0 | 1,300.0 | 2,526.0 | 902.0 | 920.4 | 1,822.4 | 135.9 | 141.2 | 138.6 | | | 1,200.0 | 1,400.0 | 2,600.0 | 1,452.4 | 1,386.7 | 2,839.1 | 82.6 | 101.0 | 91.6 | 4 | | 97.9 | 107.7 | 102.9 |
| 10 | 基山町 | 1,006.0 | 500.0 | 1,506.0 | 1,002.2 | 1,022.7 | 2,024.9 | 100.4 | 48.9 | 74.4 | | 3 | 1,024.0 | 1,000.0 | 2,024.0 | 1,490.7 | 1,471.9 | 2,962.5 | 68.7 | 67.9 | 68.3 | 1 | 1 | 101.8 | 200.0 | 134.4 |
| 11 | みやき町 | 2,300.0 | 1,790.0 | 4,090.0 | 1,302.9 | 1,329.5 | 2,632.4 | 176.5 | 134.6 | 155.4 | | | 2,300.0 | 1,790.0 | 4,090.0 | 1,949.3 | 2,014.1 | 3,963.5 | 118.0 | 88.9 | 103.2 | | 3 | 100.0 | 100.0 | 100.0 |
| 12 | 上峰町 | 649.0 | 600.0 | 1,249.0 | 526.2 | 511.3 | 1,037.5 | 123.3 | 117.3 | 120.4 | | | 600.0 | 400.0 | 1,000.0 | 802.7 | 774.7 | 1,577.3 | 74.8 | 51.6 | 63.4 | 1 | 1 | 92.4 | 66.7 | 80.1 |
| 13 | 唐津市 | 10,829.0 | 8,486.0 | 19,315.0 | 8,869.7 | 7,312.1 | 16,181.7 | 122.1 | 116.1 | 119.4 | | | 11,182.0 | 8,566.0 | 19,748.0 | 13,607.1 | 11,620.0 | 25,227.1 | 82.2 | 73.7 | 78.3 | 4 | 4 | 103.3 | 100.9 | 102.2 |
| 14 | 玄海町 | 900.0 | 600.0 | 1,500.0 | 601.3 | 562.5 | 1,163.8 | 149.7 | 106.7 | 128.9 | | | 800.0 | 600.0 | 1,400.0 | 917.3 | 883.1 | 1,800.5 | 87.2 | 67.9 | 77.8 | 2 | 2 | 88.9 | 100.0 | 93.3 |
| 15 | 武雄市 | 5,525.0 | 3,983.0 | 9,508.0 | 3,307.3 | 2,812.3 | 6,119.7 | 167.1 | 141.6 | 155.4 | | | 5,358.0 | 4,010.0 | 9,368.0 | 4,816.0 | 4,183.2 | 8,999.2 | 111.3 | 95.9 | 104.1 | | 4 | 97.0 | 100.7 | 98.5 |
| 16 | 大町町 | 342.0 | 397.0 | 739.0 | 350.8 | 409.1 | 759.8 | 97.5 | 97.1 | 97.3 | 4 | 4 | 350.0 | 409.0 | 759.0 | 535.1 | 542.3 | 1,077.4 | 65.4 | 75.4 | 70.4 | 4 | 4 | 102.3 | 103.0 | 102.7 |
| 17 | 江北町 | 700.0 | 683.0 | 1,383.0 | 501.1 | 511.3 | 1,012.4 | 139.7 | 133.6 | 136.6 | | | 700.0 | 683.0 | 1,383.0 | 764.4 | 774.7 | 1,539.1 | 91.6 | 88.2 | 89.9 | 4 | 4 | 100.0 | 100.0 | 100.0 |
| 18 | 白石町 | 2,400.0 | 1,800.0 | 4,200.0 | 1,753.9 | 1,585.1 | 3,339.0 | 136.8 | 113.6 | 125.8 | | | 2,400.0 | 1,800.0 | 4,200.0 | 2,675.6 | 2,401.5 | 5,077.0 | 89.7 | 75.0 | 82.7 | 4 | 4 | 100.0 | 100.0 | 100.0 |
| 19 | 伊万里市 | 4,102.0 | 3,089.0 | 7,191.0 | 3,783.4 | 3,374.8 | 7,158.2 | 108.4 | 91.5 | 100.5 | | 4 | 4,350.0 | 3,295.0 | 7,645.0 | 5,771.6 | 5,035.3 | 10,806.9 | 75.4 | 65.4 | 70.7 | 4 | 4 | 106.0 | 106.7 | 106.3 |
| 20 | 有田町 | 1,200.0 | 1,000.0 | 2,200.0 | 1,302.9 | 1,160.7 | 2,463.6 | 92.1 | 86.2 | 89.3 | 4 | 4 | 800.0 | 800.0 | 1,600.0 | 1,983.7 | 1,727.5 | 3,711.2 | 40.3 | 46.3 | 43.1 | 4 | 4 | 66.7 | 80.0 | 72.7 |
| 21 | 鹿島市 | 2,887.0 | 2,091.0 | 4,978.0 | 2,079.6 | 1,738.5 | 3,818.1 | 138.8 | 120.3 | 130.4 | | | 2,925.0 | 2,054.0 | 4,979.0 | 3,134.2 | 2,556.4 | 5,690.6 | 93.3 | 80.3 | 87.5 | 4 | 4 | 101.3 | 98.2 | 100.0 |
| 22 | 太良町 | 2,163.3 | 1,187.5 | 3,350.9 | 776.7 | 715.9 | 1,492.6 | 278.5 | 165.9 | 224.5 | | | 2,594.4 | 1,690.0 | 4,284.4 | 1,184.9 | 1,084.5 | 2,269.4 | 219.0 | 155.8 | 188.8 | | | 119.9 | 142.3 | 127.9 |
| 23 | 嬉野市 | 2,470.0 | 1,433.0 | 3,903.0 | 2,029.5 | 1,891.9 | 3,921.4 | 121.7 | 75.7 | 99.5 | | 4 | 2,019.0 | 1,124.0 | 3,143.0 | 3,019.6 | 2,788.8 | 5,808.4 | 66.9 | 40.3 | 54.1 | 4 | 4 | 81.7 | 78.4 | 80.5 |
| 合 計 | | 66,548.3 | 46,851.7 | 113,400.1 | 52,065.4 | 44,930.9 | 96,996.3 | 127.8 | 104.3 | 116.9 | | | 64,248.8 | 45,378.0 | 109,626.8 | 78,791.3 | 68,798.1 | 147,589.4 | 81.5 | 66.0 | 74.3 | | | 96.5 | 96.9 | 96.7 |

# 【長崎県】

【小・中学校分集計表】

| 番号 | 設置者名 | 18年度 図書購入費（予算額） 小 (A) | 中 (B) | 計 (C) | おおよその基準財政需要額（18’） 小 (D) | 中 (E) | 計 (F) | 予算措置率 小 (A)／(D) (G) | 中 (B)／(E) (H) | 計 (C)／(F) (I) | 予算措置率が100%未満の理由 番号（1～4） 小 | 中 | 19年度 図書購入費（予算額） 小 (J) | 中 (K) | 計 (L) | おおよその基準財政需要額（19’） 小 (M) | 中 (N) | 計 (O) | 予算措置率 小 (J)／(M) (P) | 中 (K)／(N) (Q) | 計 (L)／(O) (R) | 予算措置率が100%未満の理由 番号（1～4） 小 | 中 | 18’予算額との比較（伸び率） 小 (J)/(A) (S) | 中 (K)/(B) (T) | 計 (L)/(C) (U) |
|---|---|---|---|---|---|---|---|---|---|---|---|---|---|---|---|---|---|---|---|---|---|---|---|---|---|---|
| | | 千円 | 千円 | 千円 | 千円 | 千円 | 千円 | % | % | % | | | 千円 | 千円 | 千円 | 千円 | 千円 | 千円 | % | % | % | | | % | % | % |
| 1 | 長崎市 | 40,560.0 | 29,982.0 | 70,542.0 | 22,622.7 | 20,990.2 | 43,612.9 | 179.3 | 142.8 | 161.7 | | | 38,851.0 | 21,230.0 | 60,081.0 | 34,113.3 | 31,188.1 | 65,301.4 | 113.9 | 68.1 | 92.0 | | 4 | 95.8 | 70.8 | 85.2 |
| 2 | 佐世保市 | 10,802.0 | 10,528.0 | 21,330.0 | 13,743.0 | 12,686.2 | 26,429.2 | 78.6 | 83.0 | 80.7 | 4 | 4 | 13,180.0 | 12,477.0 | 25,657.0 | 20,701.2 | 18,832.1 | 39,533.3 | 63.7 | 66.3 | 64.9 | 3 | 4 | 122.0 | 118.5 | 120.3 |
| 3 | 島原市 | 4,096.0 | 2,739.0 | 6,835.0 | 2,851.3 | 2,730.5 | 5,581.8 | 143.7 | 100.3 | 122.5 | | | 3,928.0 | 2,751.0 | 6,679.0 | 4,269.4 | 4,121.2 | 8,390.6 | 92.0 | 66.8 | 79.6 | 4 | 4 | 95.9 | 100.4 | 97.7 |
| 4 | 諫早市 | 14,000.0 | 9,800.0 | 23,800.0 | 8,596.6 | 7,935.9 | 16,532.5 | 162.9 | 123.5 | 144.0 | | | 14,000.0 | 9,800.0 | 23,800.0 | 12,984.1 | 11,960.9 | 24,944.9 | 107.8 | 81.9 | 95.4 | | 4 | 100.0 | 100.0 | 100.0 |
| 5 | 大村市 | 5,701.0 | 5,062.0 | 10,763.0 | 5,161.4 | 4,959.9 | 10,121.4 | 110.5 | 102.1 | 106.3 | | | 5,212.0 | 4,909.0 | 10,121.0 | 7,988.4 | 7,436.8 | 15,425.2 | 65.2 | 66.0 | 65.6 | 4 | 4 | 91.4 | 97.0 | 94.0 |
| 6 | 平戸市 | 3,705.0 | 3,105.0 | 6,810.0 | 3,846.0 | 3,068.0 | 6,914.0 | 96.3 | 101.2 | 98.5 | 4 | | 3,980.0 | 3,508.0 | 7,488.0 | 5,679.8 | 4,586.0 | 10,265.8 | 70.1 | 76.5 | 72.9 | 4 | 4 | 107.4 | 113.0 | 110.0 |
| 7 | 松浦市 | 1,269.0 | 780.0 | 2,049.0 | 2,297.6 | 1,973.7 | 4,271.3 | 55.2 | 39.5 | 48.0 | 4 | 4 | 1,012.0 | 839.0 | 1,851.0 | 3,455.3 | 3,090.9 | 6,546.2 | 29.3 | 27.1 | 28.3 | 4 | 4 | 79.7 | 107.6 | 90.3 |
| 8 | 対馬市 | 1,778.0 | 1,100.0 | 2,878.0 | 4,008.9 | 3,727.6 | 7,736.5 | 44.4 | 29.5 | 37.2 | 4 | 4 | 1,400.0 | 950.0 | 2,350.0 | 6,042.9 | 5,569.9 | 11,612.8 | 23.2 | 17.1 | 20.2 | 4 | 4 | 78.7 | 86.4 | 81.7 |
| 9 | 壱岐市 | 8,023.0 | 4,420.0 | 12,443.0 | 3,234.7 | 2,531.1 | 5,765.8 | 248.0 | 174.6 | 215.8 | | | 1,992.0 | 1,491.0 | 3,483.0 | 4,858.0 | 3,780.4 | 8,638.4 | 41.0 | 39.4 | 40.3 | 4 | 4 | 24.8 | 33.7 | 28.0 |
| 10 | 五島市 | 3,857.0 | 2,704.0 | 6,561.0 | 3,790.9 | 3,661.1 | 7,452.1 | 101.7 | 73.9 | 88.0 | | 4 | 3,712.0 | 3,053.0 | 6,765.0 | 5,595.7 | 5,461.4 | 11,057.1 | 66.3 | 55.9 | 61.2 | 4 | 4 | 96.2 | 112.9 | 103.1 |
| 11 | 西海市 | 6,011.0 | 3,040.0 | 9,051.0 | 2,964.1 | 2,234.5 | 5,198.6 | 202.8 | 136.0 | 174.1 | | | 5,968.0 | 3,191.0 | 9,159.0 | 4,468.2 | 3,408.5 | 7,876.7 | 133.6 | 93.6 | 116.3 | | 4 | 99.3 | 105.0 | 101.2 |
| 12 | 雲仙市 | 6,057.0 | 3,863.0 | 9,920.0 | 3,823.5 | 3,528.2 | 7,351.7 | 158.4 | 109.5 | 134.9 | | | 6,618.0 | 4,103.0 | 10,721.0 | 5,695.1 | 5,236.7 | 10,931.9 | 116.2 | 78.4 | 98.1 | | 4 | 109.3 | 106.2 | 108.1 |
| 13 | 南島原市 | 4,944.0 | 2,393.0 | 7,337.0 | 4,637.8 | 3,359.5 | 7,997.2 | 106.6 | 71.2 | 91.7 | | 4 | 5,112.0 | 2,456.0 | 7,568.0 | 6,941.2 | 5,043.1 | 11,984.2 | 73.6 | 48.7 | 63.1 | 4 | 4 | 103.4 | 102.6 | 103.1 |
| 14 | 長与町 | 3,173.0 | 2,741.0 | 5,914.0 | 2,355.2 | 2,096.5 | 4,451.7 | 134.7 | 130.7 | 132.8 | | | 3,500.0 | 2,650.0 | 6,150.0 | 3,554.7 | 3,253.6 | 6,808.3 | 98.5 | 81.4 | 90.3 | 4 | 4 | 110.3 | 96.7 | 104.0 |
| 15 | 時津町 | 2,800.0 | 1,500.0 | 4,300.0 | 1,628.6 | 1,227.2 | 2,855.8 | 171.9 | 122.2 | 150.6 | | | 2,000.0 | 200.0 | 2,200.0 | 2,522.7 | 1,859.2 | 4,381.9 | 79.3 | 10.8 | 50.2 | 4 | 4 | 71.4 | 13.3 | 51.2 |
| 16 | 東彼杵町 | 1,700.0 | 900.0 | 2,600.0 | 751.7 | 664.7 | 1,416.4 | 226.2 | 135.4 | 183.6 | | | 1,250.0 | 860.0 | 2,110.0 | 1,108.4 | 1,084.5 | 2,193.0 | 112.8 | 79.3 | 96.2 | | 4 | 73.5 | 95.6 | 81.2 |
| 17 | 川棚町 | 1,790.0 | 890.0 | 2,680.0 | 902.0 | 818.1 | 1,720.1 | 198.4 | 108.8 | 155.8 | | | 1,790.0 | 890.0 | 2,680.0 | 1,376.0 | 1,239.5 | 2,615.5 | 130.1 | 71.8 | 102.5 | | 4 | 100.0 | 100.0 | 100.0 |
| 18 | 波佐見町 | 2,045.0 | 880.0 | 2,925.0 | 927.1 | 920.4 | 1,847.5 | 220.6 | 95.6 | 158.3 | | 4 | 1,125.0 | 450.0 | 1,575.0 | 1,376.0 | 1,394.4 | 2,770.4 | 81.8 | 32.3 | 56.9 | 4 | 4 | 55.0 | 51.1 | 53.8 |
| 19 | 小値賀町 | 500.0 | 200.0 | 700.0 | 325.7 | 306.8 | 632.5 | 153.5 | 65.2 | 110.7 | | 4 | 350.0 | 200.0 | 550.0 | 496.9 | 387.3 | 884.2 | 70.4 | 51.6 | 62.2 | 4 | 4 | 70.0 | 100.0 | 78.6 |
| 20 | 江迎町 | 900.0 | 600.0 | 1,500.0 | 451.0 | 409.1 | 860.1 | 199.6 | 146.7 | 174.4 | | | 900.0 | 600.0 | 1,500.0 | 649.8 | 619.7 | 1,269.5 | 138.5 | 96.8 | 118.2 | | 4 | 100.0 | 100.0 | 100.0 |
| 21 | 鹿町町 | 800.0 | 500.0 | 1,300.0 | 375.8 | 357.9 | 733.8 | 212.9 | 139.7 | 177.2 | | | 800.0 | 500.0 | 1,300.0 | 573.3 | 542.3 | 1,115.6 | 139.5 | 92.2 | 116.5 | | 4 | 100.0 | 100.0 | 100.0 |
| 22 | 佐々町 | 1,720.0 | 1,400.0 | 3,120.0 | 801.8 | 715.9 | 1,517.6 | 214.5 | 195.6 | 205.6 | | | 1,680.0 | 1,500.0 | 3,180.0 | 1,223.1 | 1,084.5 | 2,307.6 | 137.4 | 138.3 | 137.8 | | | 97.7 | 107.1 | 101.9 |
| 23 | 新上五島町 | 2,779.0 | 1,891.0 | 4,670.0 | 2,643.4 | 1,886.8 | 4,530.2 | 105.1 | 100.2 | 103.1 | | | 2,478.0 | 1,843.0 | 4,321.0 | 3,986.6 | 2,781.1 | 6,767.6 | 62.2 | 66.3 | 63.8 | 4 | 4 | 89.2 | 97.5 | 92.5 |
| 合 計 | | 129,010.0 | 91,018.0 | 220,028.0 | 92,740.6 | 82,790.0 | 175,530.6 | 139.1 | 109.9 | 125.4 | | | 120,838.0 | 80,451.0 | 201,289.0 | 139,660.2 | 123,962.2 | 263,622.3 | 86.5 | 64.9 | 76.4 | | | 93.7 | 88.4 | 91.5 |

# 【熊本県】

【小・中学校分集計表】

| 番号 | 設置者名 | 18年度 図書購入費（予算額） 小 (A) | 18年度 図書購入費（予算額） 中 (B) | 18年度 図書購入費（予算額） 計 (C) | おおよその基準財政需要額（18’） 小 (D) | おおよその基準財政需要額（18’） 中 (E) | おおよその基準財政需要額（18’） 計 (F) | 予算措置率 小 (A)／(D) (G) | 予算措置率 中 (B)／(E) (H) | 予算措置率 計 (C)／(F) (I) | 予算措置率が100%未満の理由 番号（1～4） 小 | 予算措置率が100%未満の理由 番号（1～4） 中 | 19年度 図書購入費（予算額） 小 (J) | 19年度 図書購入費（予算額） 中 (K) | 19年度 図書購入費（予算額） 計 (L) | おおよその基準財政需要額（19’） 小 (M) | おおよその基準財政需要額（19’） 中 (N) | おおよその基準財政需要額（19’） 計 (O) | 予算措置率 小 (J)／(M) (P) | 予算措置率 中 (K)／(N) (Q) | 予算措置率 計 (L)／(O) (R) | 予算措置率が100%未満の理由 番号（1～4） 小 | 予算措置率が100%未満の理由 番号（1～4） 中 | 18’予算額との比較（伸び率） 小 (J)/(A) (S) | 18’予算額との比較（伸び率） 中 (K)/(B) (T) | 18’予算額との比較（伸び率） 計 (L)/(C) (U) |
|---|---|---|---|---|---|---|---|---|---|---|---|---|---|---|---|---|---|---|---|---|---|---|---|---|---|---|
| | | 千円 | 千円 | 千円 | 千円 | 千円 | 千円 | % | % | % | | | 千円 | 千円 | 千円 | 千円 | 千円 | 千円 | % | % | % | | | % | % | % |
| 1 | 熊本市 | 33,000.0 | 30,000.0 | 63,000.0 | 33,925.2 | 30,270.9 | 64,196.2 | 97.3 | 99.1 | 98.1 | 4 | 4 | 33,000.0 | 30,000.0 | 63,000.0 | 51,752.9 | 45,937.7 | 97,690.6 | 63.8 | 65.3 | 64.5 | 4 | 4 | 100.0 | 100.0 | 100.0 |
| 2 | 宇土市 | 2,320.0 | 2,036.0 | 4,356.0 | 2,255.0 | 2,045.3 | 4,300.3 | 102.9 | 99.5 | 101.3 | | 4 | 2,959.0 | 2,344.0 | 5,303.0 | 3,478.2 | 3,021.2 | 6,499.4 | 85.1 | 77.6 | 81.6 | 4 | 4 | 127.5 | 115.1 | 121.7 |
| 3 | 宇城市 | 5,342.0 | 2,747.0 | 8,089.0 | 3,658.1 | 3,323.7 | 6,981.8 | 146.0 | 82.6 | 115.9 | | 4 | 5,267.0 | 2,738.0 | 8,005.0 | 5,504.0 | 4,957.9 | 10,461.9 | 95.7 | 55.2 | 76.5 | 4 | 4 | 98.6 | 99.7 | 99.0 |
| 4 | 城南町 | 1,128.0 | 864.6 | 1,992.6 | 1,052.3 | 971.5 | 2,023.9 | 107.2 | 89.0 | 98.5 | | 4 | 1,055.0 | 900.0 | 1,955.0 | 1,643.6 | 1,394.4 | 3,038.0 | 64.2 | 64.5 | 64.4 | 4 | 4 | 93.5 | 104.1 | 98.1 |
| 5 | 富合町 | 520.0 | 550.0 | 1,070.0 | 350.8 | 357.9 | 708.7 | 148.2 | 153.7 | 151.0 | | | 520.0 | 550.0 | 1,070.0 | 535.1 | 542.3 | 1,077.4 | 97.2 | 101.4 | 99.3 | 4 | | 100.0 | 100.0 | 100.0 |
| 6 | 美里町 | 600.0 | 540.0 | 1,140.0 | 651.4 | 767.0 | 1,418.4 | 92.1 | 70.4 | 80.4 | 4 | 4 | 550.0 | 540.0 | 1,090.0 | 917.3 | 1,084.5 | 2,001.9 | 60.0 | 49.8 | 54.4 | 4 | 4 | 91.7 | 100.0 | 95.6 |
| 7 | 荒尾市 | 2,471.0 | 1,535.0 | 4,006.0 | 3,031.7 | 2,607.8 | 5,639.5 | 81.5 | 58.9 | 71.0 | 4 | 4 | 2,531.0 | 1,535.0 | 4,066.0 | 4,624.9 | 3,950.8 | 8,575.7 | 54.7 | 38.9 | 47.4 | 4 | 4 | 102.4 | 100.0 | 101.5 |
| 8 | 玉名市 | 3,659.0 | 2,580.0 | 6,239.0 | 4,535.1 | 3,630.5 | 8,165.5 | 80.7 | 71.1 | 76.4 | 4 | 4 | 4,525.0 | 3,570.0 | 8,095.0 | 6,918.2 | 5,422.7 | 12,340.9 | 65.4 | 65.8 | 65.6 | 4 | 4 | 123.7 | 138.4 | 129.7 |
| 9 | 玉東町 | 720.0 | 450.0 | 1,170.0 | 350.8 | 306.8 | 657.6 | 205.3 | 146.7 | 177.9 | | | 720.0 | 450.0 | 1,170.0 | 535.1 | 464.8 | 999.9 | 134.6 | 96.8 | 117.0 | | 4 | 100.0 | 100.0 | 100.0 |
| 10 | 和水町 | 1,216.5 | 661.5 | 1,878.0 | 1,152.6 | 715.9 | 1,868.4 | 105.5 | 92.4 | 100.5 | | 4 | 1,250.5 | 738.0 | 1,988.5 | 1,796.4 | 1,084.5 | 2,881.0 | 69.6 | 68.0 | 69.0 | 4 | 4 | 102.8 | 111.6 | 105.9 |
| 11 | 南関町 | 965.0 | 535.0 | 1,500.0 | 826.8 | 562.5 | 1,389.3 | 116.7 | 95.1 | 108.0 | | 4 | 1,226.0 | 523.0 | 1,749.0 | 1,223.1 | 852.1 | 2,075.2 | 100.2 | 61.4 | 84.3 | | 4 | 127.0 | 97.8 | 116.6 |
| 12 | 長洲町 | 478.0 | 250.0 | 728.0 | 1,127.5 | 920.4 | 2,047.9 | 42.4 | 27.2 | 35.5 | 4 | 4 | 470.0 | 359.0 | 829.0 | 1,720.0 | 1,394.4 | 3,114.4 | 27.3 | 25.7 | 26.6 | 4 | 4 | 98.3 | 143.6 | 113.9 |
| 13 | 山鹿市 | 9,600.0 | 3,500.0 | 13,100.0 | 4,234.4 | 3,374.8 | 7,609.2 | 226.7 | 103.7 | 172.2 | | | 9,600.0 | 4,000.0 | 13,600.0 | 6,383.1 | 4,957.9 | 11,341.0 | 150.4 | 80.7 | 119.9 | | 1 | 100.0 | 114.3 | 103.8 |
| 14 | 植木町 | 1,735.0 | 1,400.0 | 3,135.0 | 2,029.5 | 1,738.5 | 3,768.0 | 85.5 | 80.5 | 83.2 | 4 | 4 | 1,565.0 | 1,260.0 | 2,825.0 | 3,096.0 | 2,633.9 | 5,729.9 | 50.5 | 47.8 | 49.3 | 4 | 4 | 90.2 | 90.0 | 90.1 |
| 15 | 菊池市 | 5,600.0 | 3,000.0 | 8,600.0 | 3,683.2 | 3,016.9 | 6,700.0 | 152.0 | 99.4 | 128.4 | | 4 | 5,146.0 | 2,752.0 | 7,898.0 | 5,542.2 | 4,570.5 | 10,112.8 | 92.9 | 60.2 | 78.1 | 4 | 4 | 91.9 | 91.7 | 91.8 |
| 16 | 合志市 | 6,181.0 | 3,068.0 | 9,249.0 | 3,006.7 | 2,710.1 | 5,716.7 | 205.6 | 113.2 | 161.8 | | | 5,930.0 | 3,246.0 | 9,176.0 | 4,586.7 | 4,105.7 | 8,692.4 | 129.3 | 79.1 | 105.6 | | 4 | 95.9 | 105.8 | 99.2 |
| 17 | 大津町 | 2,850.0 | 1,500.0 | 4,350.0 | 1,954.3 | 1,687.4 | 3,641.7 | 145.8 | 88.9 | 119.4 | | 4 | 2,850.0 | 1,500.0 | 4,350.0 | 2,904.9 | 2,556.4 | 5,461.3 | 98.1 | 58.7 | 79.7 | 1 | 4 | 100.0 | 100.0 | 100.0 |
| 18 | 菊陽町 | 3,697.0 | 1,758.0 | 5,455.0 | 2,054.6 | 1,738.5 | 3,793.1 | 179.9 | 101.1 | 143.8 | | | 3,848.0 | 1,780.0 | 5,628.0 | 3,210.7 | 2,633.9 | 5,844.5 | 119.9 | 67.6 | 96.3 | | 4 | 104.1 | 101.3 | 103.2 |
| 19 | 阿蘇市 | 3,500.0 | 2,100.0 | 5,600.0 | 2,255.0 | 1,738.5 | 3,993.5 | 155.2 | 120.8 | 140.2 | | | 3,550.0 | 2,100.0 | 5,650.0 | 3,401.8 | 2,711.3 | 6,113.1 | 104.4 | 77.5 | 92.4 | | 4 | 101.4 | 100.0 | 100.9 |
| 20 | 南小国町 | 573.0 | 415.0 | 988.0 | 526.2 | 357.9 | 884.1 | 108.9 | 115.9 | 111.8 | | | 552.0 | 298.0 | 850.0 | 726.2 | 542.3 | 1,268.5 | 76.0 | 55.0 | 67.0 | 4 | 4 | 96.3 | 71.8 | 86.0 |
| 21 | 小国町 | 850.0 | 350.0 | 1,200.0 | 927.1 | 511.3 | 1,438.4 | 91.7 | 68.4 | 83.4 | 4 | 1 | 800.0 | 400.0 | 1,200.0 | 1,376.0 | 774.7 | 2,150.7 | 58.1 | 51.6 | 55.8 | 4 | 1 | 94.1 | 114.3 | 100.0 |
| 22 | 産山村 | 450.0 | 400.0 | 850.0 | 275.6 | 204.5 | 480.1 | 163.3 | 195.6 | 177.0 | | | 300.0 | 400.0 | 700.0 | 382.2 | 309.9 | 692.1 | 78.5 | 129.1 | 101.1 | 4 | | 66.7 | 100.0 | 82.4 |
| 23 | 高森町 | 511.6 | 500.0 | 1,011.6 | 451.0 | 715.9 | 1,166.9 | 113.4 | 69.8 | 86.7 | | 4 | 511.6 | 500.0 | 1,011.6 | 649.8 | 929.6 | 1,579.4 | 78.7 | 53.8 | 64.1 | 4 | 4 | 100.0 | 100.0 | 100.0 |
| 24 | 南阿蘇村 | 1,799.0 | 979.0 | 2,778.0 | 1,052.3 | 869.3 | 1,921.6 | 171.0 | 112.6 | 144.6 | | | 700.0 | 300.0 | 1,000.0 | 1,643.6 | 1,239.5 | 2,883.0 | 42.6 | 24.2 | 34.7 | 4 | 4 | 38.9 | 30.6 | 36.0 |
| 25 | 西原村 | 770.0 | 400.0 | 1,170.0 | 526.2 | 357.9 | 884.1 | 146.3 | 111.8 | 132.3 | | | 804.0 | 400.0 | 1,204.0 | 802.7 | 464.8 | 1,267.5 | 100.2 | 86.1 | 95.0 | | 4 | 104.4 | 100.0 | 102.9 |
| 26 | 御船町 | 1,894.6 | 697.8 | 2,592.4 | 1,378.1 | 869.3 | 2,247.3 | 137.5 | 80.3 | 115.4 | | 4 | 1,744.0 | 660.0 | 2,404.0 | 2,025.8 | 1,316.9 | 3,342.7 | 86.1 | 50.1 | 71.9 | 2 | 4 | 92.1 | 94.6 | 92.7 |
| 27 | 益城町 | 3,144.0 | 1,649.0 | 4,793.0 | 1,879.2 | 1,789.7 | 3,668.8 | 167.3 | 92.1 | 130.6 | | 4 | 3,091.0 | 1,573.0 | 4,664.0 | 2,828.4 | 2,633.9 | 5,462.3 | 109.3 | 59.7 | 85.4 | | 4 | 98.3 | 95.4 | 97.3 |
| 28 | 甲佐町 | 790.0 | 360.0 | 1,150.0 | 801.8 | 562.5 | 1,364.2 | 98.5 | 64.0 | 84.3 | 4 | 4 | 836.0 | 360.0 | 1,196.0 | 1,184.9 | 852.1 | 2,037.0 | 70.6 | 42.2 | 58.7 | 4 | 4 | 105.8 | 100.0 | 104.0 |
| 29 | 山都町 | 298.0 | 154.0 | 452.0 | 1,428.2 | 920.4 | 2,348.6 | 20.9 | 16.7 | 19.2 | 4 | 4 | 260.0 | 136.0 | 396.0 | 2,178.7 | 1,394.4 | 3,573.1 | 11.9 | 9.8 | 11.1 | 4 | 4 | 87.2 | 88.3 | 87.6 |
| 30 | 嘉島町 | 800.0 | 360.1 | 1,160.1 | 526.2 | 460.2 | 986.4 | 152.0 | 78.2 | 117.6 | | 3 | 800.0 | 366.6 | 1,166.6 | 802.7 | 774.7 | 1,577.3 | 99.7 | 47.3 | 74.0 | 3 | 3 | 100.0 | 101.8 | 100.6 |
| 31 | 益城町及び御船町中小学校組合 | 80.0 | 90.0 | 170.0 | 75.2 | 102.3 | 177.4 | 106.4 | 88.0 | 95.8 | | 4 | 67.0 | 90.0 | 157.0 | 114.7 | 154.9 | 269.6 | 58.4 | 58.1 | 58.2 | 4 | 4 | 83.8 | 100.0 | 92.4 |
| 32 | 八代市 | 7,805.0 | 6,944.0 | 14,749.0 | 8,042.8 | 7,312.1 | 15,354.9 | 97.0 | 95.0 | 96.1 | 4 | 4 | 8,219.0 | 7,108.0 | 15,327.0 | 12,345.8 | 10,922.8 | 23,268.6 | 66.6 | 65.1 | 65.9 | 4 | 4 | 105.3 | 102.4 | 103.9 |
| 33 | 氷川町 | 1,050.0 | 1,000.0 | 2,050.0 | 726.6 | 818.1 | 1,544.7 | 144.5 | 122.2 | 132.7 | | | 1,050.0 | 1,000.0 | 2,050.0 | 1,108.4 | 1,162.0 | 2,270.4 | 94.7 | 86.1 | 90.3 | 4 | 4 | 100.0 | 100.0 | 100.0 |
| 34 | 水俣市 | 1,391.2 | 1,548.3 | 2,939.5 | 2,004.4 | 2,045.3 | 4,049.8 | 69.4 | 75.7 | 72.6 | 4 | 4 | 1,346.0 | 1,788.0 | 3,134.0 | 3,019.6 | 3,098.7 | 6,118.2 | 44.6 | 57.7 | 51.2 | 4 | 4 | 96.8 | 115.5 | 106.6 |
| 35 | 芦北町 | 1,050.0 | 572.0 | 1,622.0 | 1,778.9 | 1,329.5 | 3,108.4 | 59.0 | 43.0 | 52.2 | 4 | 4 | 840.0 | 457.0 | 1,297.0 | 2,484.4 | 1,936.7 | 4,421.1 | 33.8 | 23.6 | 29.3 | 4 | 4 | 80.0 | 79.9 | 80.0 |
| 36 | 津奈木町 | 520.0 | 300.0 | 820.0 | 501.1 | 357.9 | 859.0 | 103.8 | 83.8 | 95.5 | | 4 | 512.0 | 300.0 | 812.0 | 726.2 | 542.3 | 1,268.5 | 70.5 | 55.3 | 64.0 | 4 | 4 | 98.5 | 100.0 | 99.0 |
| 37 | 人吉市 | 1,057.0 | 1,501.5 | 2,558.5 | 2,129.7 | 1,891.9 | 4,021.7 | 49.6 | 79.4 | 63.6 | 4 | 4 | 1,057.0 | 1,501.5 | 2,558.5 | 3,210.7 | 2,943.7 | 6,154.4 | 32.9 | 51.0 | 41.6 | 4 | 4 | 100.0 | 100.0 | 100.0 |
| 38 | 錦町 | 562.0 | 445.0 | 1,007.0 | 776.7 | 613.6 | 1,390.3 | 72.4 | 72.5 | 72.4 | 4 | 4 | 600.0 | 406.0 | 1,006.0 | 1,223.1 | 929.6 | 2,152.7 | 49.1 | 43.7 | 46.7 | 4 | 4 | 106.8 | 91.2 | 99.9 |
| 39 | あさぎり町 | 1,880.0 | 1,823.0 | 3,703.0 | 1,152.6 | 1,227.2 | 2,379.8 | 163.1 | 148.5 | 155.6 | | | 1,880.0 | 1,598.0 | 3,478.0 | 1,911.1 | 1,781.7 | 3,692.8 | 98.4 | 89.7 | 94.2 | 4 | 4 | 100.0 | 87.7 | 93.9 |
| 40 | 多良木町 | 1,324.0 | 630.0 | 1,954.0 | 851.9 | 613.6 | 1,465.5 | 155.4 | 102.7 | 133.3 | | | 1,304.0 | 686.0 | 1,990.0 | 1,299.6 | 929.6 | 2,229.2 | 100.3 | 73.8 | 89.3 | | 4 | 98.5 | 108.9 | 101.8 |
| 41 | 湯前町 | 100.0 | 100.0 | 200.0 | 300.7 | 306.8 | 607.5 | 33.3 | 32.6 | 32.9 | 4 | 3 | 300.0 | 300.0 | 600.0 | 420.4 | 542.3 | 962.7 | 71.4 | 55.3 | 62.3 | 4 | 4 | 300.0 | 300.0 | 300.0 |
| 42 | 水上村 | 700.0 | 300.0 | 1,000.0 | 325.7 | 204.5 | 530.3 | 214.9 | 146.7 | 188.6 | | | 550.0 | 300.0 | 850.0 | 496.9 | 309.9 | 806.8 | 110.7 | 96.8 | 105.4 | | 4 | 78.6 | 100.0 | 85.0 |
| 43 | 相良村 | 550.0 | 300.0 | 850.0 | 451.0 | 306.8 | 757.8 | 122.0 | 97.8 | 112.2 | | 1 | 600.0 | 300.0 | 900.0 | 649.8 | 542.3 | 1,192.0 | 92.3 | 55.3 | 75.5 | 1 | 1 | 109.1 | 100.0 | 105.9 |
| 44 | 五木村 | 490.0 | 180.0 | 670.0 | 325.7 | 204.5 | 530.3 | 150.4 | 88.0 | 126.4 | | 4 | 600.0 | 200.0 | 800.0 | 458.7 | 309.9 | 768.5 | 130.8 | 64.5 | 104.1 | | 3 | 122.4 | 111.1 | 119.4 |
| 45 | 山江村 | 700.0 | 200.0 | 900.0 | 350.8 | 357.9 | 708.7 | 199.6 | 55.9 | 127.0 | | 4 | 800.0 | 200.0 | 1,000.0 | 535.1 | 542.3 | 1,077.4 | 149.5 | 36.9 | 92.8 | | 1 | 114.3 | 100.0 | 111.1 |
| 46 | 球磨村 | 790.0 | 433.0 | 1,223.0 | 576.3 | 306.8 | 883.1 | 137.1 | 141.1 | 138.5 | | | 400.0 | 300.0 | 700.0 | 1,070.2 | 464.8 | 1,535.0 | 37.4 | 64.5 | 45.6 | 4 | 4 | 50.6 | 69.3 | 57.2 |
| 47 | 天草市 | 8,751.0 | 5,764.0 | 14,515.0 | 8,193.2 | 6,033.7 | 14,226.9 | 106.8 | 95.5 | 102.0 | | 4 | 8,036.0 | 5,238.0 | 13,274.0 | 12,154.7 | 8,986.1 | 21,140.8 | 66.1 | 58.3 | 62.8 | 4 | 4 | 91.8 | 90.9 | 91.5 |
| 48 | 上天草市 | 3,680.5 | 2,345.0 | 6,025.5 | 2,831.3 | 2,454.4 | 5,285.7 | 130.0 | 95.5 | 114.0 | | 4 | 3,020.0 | 1,690.0 | 4,710.0 | 4,242.7 | 3,640.9 | 7,883.6 | 71.2 | 46.4 | 59.7 | 4 | 4 | 82.1 | 72.1 | 78.2 |
| 49 | 苓北町 | 770.0 | 680.0 | 1,450.0 | 651.4 | 664.7 | 1,316.2 | 118.2 | 102.3 | 110.2 | | | 1,792.0 | 1,080.0 | 2,872.0 | 993.8 | 1,007.1 | 2,000.8 | 180.3 | 107.2 | 143.5 | | | 232.7 | 158.8 | 198.1 |
| 合 計 | | 130,713.4 | 90,495.8 | 221,209.2 | 113,952.7 | 97,255.6 | 211,208.3 | 114.7 | 93.0 | 104.7 | | | 129,934.1 | 90,821.1 | 220,755.2 | 172,840.9 | 146,257.1 | 319,098.0 | 75.2 | 62.1 | 69.2 | | | 99.4 | 100.4 | 99.8 |

## 【大分県】

【小・中学校分集計表】

| 番号 | 設置者名 | 18年度 図書購入費（予算額） 小 (A) | 中 (B) | 計 (C) | おおよその基準財政需要額（18') 小 (D) | 中 (E) | 計 (F) | 予算措置率 小 (A)／(D) (G) | 中 (B)／(E) (H) | 計 (C)／(F) (I) | 予算措置率が100%未満の理由 番号（1～4） 小 | 中 | 19年度 図書購入費（予算額） 小 (J) | 中 (K) | 計 (L) | おおよその基準財政需要額（19') 小 (M) | 中 (N) | 計 (O) | 予算措置率 小 (J)／(M) (P) | 中 (K)／(N) (Q) | 計 (L)／(O) (R) | 予算措置率が100%未満の理由 番号（1～4） 小 | 中 | 18'予算額との比較（伸び率） 小 (J)/(A) (S) | 中 (K)/(B) (T) | 計 (L)/(C) (U) |
|---|---|---|---|---|---|---|---|---|---|---|---|---|---|---|---|---|---|---|---|---|---|---|---|---|---|---|
| | | 千円 | 千円 | 千円 | 千円 | 千円 | 千円 | % | % | % | | | 千円 | 千円 | 千円 | 千円 | 千円 | 千円 | % | % | % | | | % | % | % |
| 1 | 中津市 | 5,839.0 | 4,720.0 | 10,559.0 | 5,211.6 | 4,550.9 | 9,762.4 | 112.0 | 103.7 | 108.2 | | | 5,692.0 | 4,739.0 | 10,431.0 | 7,988.4 | 6,894.5 | 14,883.0 | 71.3 | 68.7 | 70.1 | 4 | 4 | 97.5 | 100.4 | 98.8 |
| 2 | 豊後高田市 | 1,660.1 | 943.8 | 2,603.9 | 2,092.1 | 1,733.4 | 3,825.6 | 79.3 | 54.4 | 68.1 | 4 | 4 | 1,641.9 | 926.9 | 2,568.8 | 3,122.8 | 2,447.9 | 5,570.7 | 52.6 | 37.9 | 46.1 | 4 | 4 | 98.9 | 98.2 | 98.7 |
| 3 | 宇佐市 | 3,537.0 | 2,415.0 | 5,952.0 | 4,660.3 | 3,374.8 | 8,035.1 | 75.9 | 71.6 | 74.1 | 4 | 4 | 3,308.0 | 1,960.0 | 5,268.0 | 7,224.0 | 4,725.5 | 11,949.5 | 45.8 | 41.5 | 44.1 | 4 | 4 | 93.5 | 81.2 | 88.5 |
| 4 | 別府市 | 6,048.0 | 5,170.0 | 11,218.0 | 5,386.9 | 4,857.7 | 10,244.6 | 112.3 | 106.4 | 109.5 | | | 6,216.0 | 5,152.0 | 11,368.0 | 8,141.3 | 7,359.3 | 15,500.7 | 76.4 | 70.0 | 73.3 | 4 | 4 | 102.8 | 99.7 | 101.3 |
| 5 | 杵築市 | 3,485.0 | 2,310.0 | 5,795.0 | 2,330.2 | 1,943.1 | 4,273.2 | 149.6 | 118.9 | 135.6 | | | 3,356.0 | 2,270.0 | 5,626.0 | 3,554.7 | 2,943.7 | 6,498.4 | 94.4 | 77.1 | 86.6 | 1 | 1 | 96.3 | 98.3 | 97.1 |
| 6 | 国東市 | 3,778.0 | 2,122.0 | 5,900.0 | 2,856.3 | 1,943.1 | 4,799.4 | 132.3 | 109.2 | 122.9 | | | 3,106.0 | 1,797.0 | 4,903.0 | 4,280.9 | 3,021.2 | 7,302.1 | 72.6 | 59.5 | 67.1 | 4 | 4 | 82.2 | 84.7 | 83.1 |
| 7 | 姫島村 | 270.0 | 400.0 | 670.0 | 150.3 | 153.4 | 303.7 | 179.6 | 260.8 | 220.6 | | | 200.0 | 300.0 | 500.0 | 229.3 | 232.4 | 461.7 | 87.2 | 129.1 | 108.3 | 4 | | 74.1 | 75.0 | 74.6 |
| 8 | 日出町 | 1,614.0 | 909.0 | 2,523.0 | 1,553.4 | 1,431.7 | 2,985.2 | 103.9 | 63.5 | 84.5 | | 4 | 1,596.0 | 902.0 | 2,498.0 | 2,369.8 | 2,091.6 | 4,461.4 | 67.3 | 43.1 | 56.0 | 4 | 4 | 98.9 | 99.2 | 99.0 |
| 9 | 大分市 | 49,828.0 | 29,593.0 | 79,421.0 | 23,151.3 | 20,657.9 | 43,809.2 | 215.2 | 143.3 | 181.3 | | | 44,683.0 | 26,633.0 | 71,316.0 | 35,317.3 | 30,754.3 | 66,071.6 | 126.5 | 86.6 | 107.9 | | 4 | 89.7 | 90.0 | 89.8 |
| 10 | 臼杵市 | 3,137.0 | 2,300.0 | 5,437.0 | 2,931.5 | 2,147.6 | 5,079.1 | 107.0 | 107.1 | 107.0 | | | 2,000.0 | 1,700.0 | 3,700.0 | 4,242.7 | 3,176.1 | 7,418.8 | 47.1 | 53.5 | 49.9 | 4 | 4 | 63.8 | 73.9 | 68.1 |
| 11 | 津久見市 | 1,097.9 | 885.8 | 1,983.7 | 1,353.0 | 1,227.2 | 2,580.2 | 81.1 | 72.2 | 76.9 | 1 | 1 | 1,180.9 | 1,071.8 | 2,252.7 | 2,216.9 | 1,859.2 | 4,076.1 | 53.3 | 57.6 | 55.3 | 1 | 1 | 107.6 | 121.0 | 113.6 |
| 12 | 由布市 | 3,390.0 | 1,800.0 | 5,190.0 | 2,781.2 | 1,687.4 | 4,468.6 | 121.9 | 106.7 | 116.1 | | | 3,532.0 | 1,770.0 | 5,302.0 | 4,242.7 | 2,401.5 | 6,644.1 | 83.2 | 73.7 | 79.8 | 1 | 1 | 104.2 | 98.3 | 102.2 |
| 13 | 佐伯市 | 4,040.0 | 2,920.0 | 6,960.0 | 5,737.7 | 4,320.8 | 10,058.5 | 70.4 | 67.6 | 69.2 | 4 | 4 | 4,040.0 | 2,920.0 | 6,960.0 | 8,619.1 | 6,220.6 | 14,839.7 | 46.9 | 46.9 | 46.9 | 4 | 4 | 100.0 | 100.0 | 100.0 |
| 14 | 竹田市 | 2,274.0 | 1,735.0 | 4,009.0 | 2,079.6 | 1,482.9 | 3,562.5 | 109.3 | 117.0 | 112.5 | | | 2,164.0 | 1,714.0 | 3,878.0 | 3,096.0 | 2,207.8 | 5,303.8 | 69.9 | 77.6 | 73.1 | 4 | 4 | 95.2 | 98.8 | 96.7 |
| 15 | 豊後大野市 | 5,222.0 | 2,647.0 | 7,869.0 | 2,731.1 | 2,096.5 | 4,827.5 | 191.2 | 126.3 | 163.0 | | | 5,061.0 | 2,655.0 | 7,716.0 | 3,975.1 | 3,121.9 | 7,097.0 | 127.3 | 85.0 | 108.7 | | 4 | 96.9 | 100.3 | 98.1 |
| 16 | 日田市 | 6,425.0 | 5,247.0 | 11,672.0 | 5,762.8 | 4,090.7 | 9,853.4 | 111.5 | 128.3 | 118.5 | | | 6,291.0 | 5,297.0 | 11,588.0 | 8,523.6 | 6,119.9 | 14,643.4 | 73.8 | 86.6 | 79.1 | 1 | 1 | 97.9 | 101.0 | 99.3 |
| 17 | 九重町 | 1,051.0 | 819.0 | 1,870.0 | 851.9 | 613.6 | 1,465.5 | 123.4 | 133.5 | 127.6 | | | 1,036.0 | 829.7 | 1,865.7 | 1,299.6 | 929.6 | 2,229.2 | 79.7 | 89.3 | 83.7 | 4 | 4 | 98.6 | 101.3 | 99.8 |
| 18 | 玖珠町 | 1,633.0 | 1,032.0 | 2,665.0 | 1,375.6 | 1,349.9 | 2,725.5 | 118.7 | 76.4 | 97.8 | | 4 | 1,575.0 | 1,024.0 | 2,599.0 | 2,136.6 | 2,122.6 | 4,259.2 | 73.7 | 48.2 | 61.0 | 4 | 4 | 96.4 | 99.2 | 97.5 |
| 合 計 | | 104,329.0 | 67,968.6 | 172,297.6 | 72,996.9 | 59,662.4 | 132,659.2 | 142.9 | 113.9 | 129.9 | | | 96,678.8 | 63,661.4 | 160,340.2 | 110,580.7 | 88,629.6 | 199,210.3 | 87.4 | 71.8 | 80.5 | | | 92.7 | 93.7 | 93.1 |

| 番号 | 設置者名 | 18年度 図書購入費（予算額） 小 (A) | 中 (B) | 計 (C) | おおよその基準財政需要額（18’） 小 (D) | 中 (E) | 計 (F) | 予算措置率 小 (A)／(D) (G) | 中 (B)／(E) (H) | 計 (C)／(F) (I) | 予算措置率が100%未満の理由 番号（1～4） 小 | 中 | 19年度 図書購入費（予算額） 小 (J) | 中 (K) | 計 (L) | おおよその基準財政需要額（19’） 小 (M) | 中 (N) | 計 (O) | 予算措置率 小 (J)／(M) (P) | 中 (K)／(N) (Q) | 計 (L)／(O) (R) | 予算措置率が100%未満の理由 番号（1～4） 小 | 中 | 18’予算額との比較（伸び率） 小 (J)／(A) (S) | 中 (K)／(B) (T) | 計 (L)／(C) (U) |
|---|---|---|---|---|---|---|---|---|---|---|---|---|---|---|---|---|---|---|---|---|---|---|---|---|---|---|
| | | 千円 | 千円 | 千円 | 千円 | 千円 | 千円 | % | % | % | | | 千円 | 千円 | 千円 | 千円 | 千円 | 千円 | % | % | % | | | % | % | % |
| 1 | 宮崎市 | 38,271.0 | 18,318.0 | 56,589.0 | 18,891.9 | 16,720.6 | 35,612.5 | 202.6 | 109.6 | 158.9 | | | 39,592.0 | 17,087.0 | 56,679.0 | 28,819.6 | 24,944.3 | 53,763.8 | 137.4 | 68.5 | 105.4 | | 4 | 103.5 | 93.3 | 100.2 |
| 2 | 清武町 | 1,300.0 | 1,200.0 | 2,500.0 | 1,578.5 | 1,585.1 | 3,163.6 | 82.4 | 75.7 | 79.0 | 4 | 4 | 1,300.0 | 1,000.0 | 2,300.0 | 2,369.8 | 2,324.0 | 4,693.8 | 54.9 | 43.0 | 49.0 | 4 | 4 | 100.0 | 83.3 | 92.0 |
| 3 | 国富町 | 2,380.0 | 1,474.0 | 3,854.0 | 1,603.6 | 1,278.3 | 2,881.9 | 148.4 | 115.3 | 133.7 | | | 2,248.0 | 1,476.0 | 3,724.0 | 2,255.1 | 2,169.1 | 4,424.2 | 99.7 | 68.0 | 84.2 | 4 | 4 | 94.5 | 100.1 | 96.6 |
| 4 | 綾町 | 550.0 | 300.0 | 850.0 | 425.9 | 357.9 | 783.9 | 129.1 | 83.8 | 108.4 | | 4 | 550.0 | 300.0 | 850.0 | 611.6 | 619.7 | 1,231.3 | 89.9 | 48.4 | 69.0 | 4 | 4 | 100.0 | 100.0 | 100.0 |
| 5 | 日南市 | 3,633.0 | 3,057.0 | 6,690.0 | 2,981.6 | 2,863.5 | 5,845.1 | 121.8 | 106.8 | 114.5 | | | 3,215.0 | 2,721.0 | 5,936.0 | 4,166.2 | 4,105.7 | 8,272.0 | 77.2 | 66.3 | 71.8 | 4 | 4 | 88.5 | 89.0 | 88.7 |
| 6 | 串間市 | 1,400.0 | 1,200.0 | 2,600.0 | 1,778.9 | 1,687.4 | 3,466.3 | 78.7 | 71.1 | 75.0 | 4 | 4 | 1,400.0 | 1,200.0 | 2,600.0 | 2,599.1 | 2,091.6 | 4,690.7 | 53.9 | 57.4 | 55.4 | 4 | 4 | 100.0 | 100.0 | 100.0 |
| 7 | 北郷町 | 900.0 | 500.0 | 1,400.0 | 275.6 | 306.8 | 582.4 | 326.5 | 163.0 | 240.4 | | | 780.0 | 500.0 | 1,280.0 | 382.2 | 464.8 | 847.0 | 204.1 | 107.6 | 151.1 | | | 86.7 | 100.0 | 91.4 |
| 8 | 南郷町 | 350.0 | 300.0 | 650.0 | 701.6 | 664.7 | 1,366.3 | 49.9 | 45.1 | 47.6 | 4 | 4 | 350.0 | 300.0 | 650.0 | 1,108.4 | 929.6 | 2,038.0 | 31.6 | 32.3 | 31.9 | 4 | 4 | 100.0 | 100.0 | 100.0 |
| 9 | 都城市 | 9,200.0 | 11,560.0 | 20,760.0 | 10,222.7 | 9,510.8 | 19,733.5 | 90.0 | 121.5 | 105.2 | 4 | | 10,300.0 | 9,700.0 | 20,000.0 | 15,518.2 | 14,408.8 | 29,927.0 | 66.4 | 67.3 | 66.8 | 4 | 4 | 112.0 | 83.9 | 96.3 |
| 10 | 三股町 | 1,386.0 | 0.0 | 1,386.0 | 1,929.3 | 1,380.6 | 3,309.9 | 71.8 | 0.0 | 41.9 | 4 | 3 | 1,386.0 | 1,026.0 | 2,412.0 | 2,981.3 | 2,091.6 | 5,072.9 | 46.5 | 49.1 | 47.5 | 4 | 4 | 100.0 | － | 174.0 |
| 11 | 小林市 | 4,765.0 | 2,598.0 | 7,363.0 | 2,680.9 | 2,658.9 | 5,339.9 | 177.7 | 97.7 | 137.9 | | 4 | 4,045.0 | 3,544.0 | 7,589.0 | 4,089.8 | 4,028.3 | 8,118.0 | 98.9 | 88.0 | 93.5 | 4 | 4 | 84.9 | 136.4 | 103.1 |
| 12 | えびの市 | 1,149.3 | 1,146.8 | 2,296.1 | 1,403.1 | 1,482.9 | 2,886.0 | 81.9 | 77.3 | 79.6 | 4 | 4 | 1,152.0 | 1,152.0 | 2,304.0 | 1,911.1 | 2,091.6 | 4,002.7 | 60.3 | 55.1 | 57.6 | 4 | 4 | 100.2 | 100.5 | 100.3 |
| 13 | 高原町 | 1,284.0 | 830.0 | 2,114.0 | 826.8 | 715.9 | 1,542.7 | 155.3 | 115.9 | 137.0 | | | 1,191.0 | 785.0 | 1,976.0 | 1,184.9 | 1,084.5 | 2,269.4 | 100.5 | 72.4 | 87.1 | | 4 | 92.8 | 94.6 | 93.5 |
| 14 | 野尻町 | 970.0 | 750.0 | 1,720.0 | 526.2 | 664.7 | 1,190.9 | 184.4 | 112.8 | 144.4 | | | 970.0 | 750.0 | 1,720.0 | 802.7 | 1,007.1 | 1,809.7 | 120.8 | 74.5 | 95.0 | | 4 | 100.0 | 100.0 | 100.0 |
| 15 | 西都市 | 3,520.0 | 1,920.0 | 5,440.0 | 2,154.8 | 1,943.1 | 4,097.8 | 163.4 | 98.8 | 132.8 | | 4 | 3,520.0 | 1,920.0 | 5,440.0 | 3,287.1 | 2,633.9 | 5,921.0 | 107.1 | 72.9 | 91.9 | | 4 | 100.0 | 100.0 | 100.0 |
| 16 | 高鍋町 | 870.0 | 878.0 | 1,748.0 | 1,152.6 | 1,124.9 | 2,277.5 | 75.5 | 78.0 | 76.8 | 4 | 4 | 592.0 | 703.0 | 1,295.0 | 1,796.4 | 2,091.6 | 3,888.0 | 33.0 | 33.6 | 33.3 | 4 | 4 | 68.0 | 80.1 | 74.1 |
| 17 | 新富町 | 1,260.0 | 1,040.0 | 2,300.0 | 1,152.6 | 1,227.2 | 2,379.8 | 109.3 | 84.7 | 96.6 | | 4 | 1,260.0 | 1,030.0 | 2,290.0 | 1,605.3 | 2,014.1 | 3,619.5 | 78.5 | 51.1 | 63.3 | 4 | 4 | 100.0 | 99.0 | 99.6 |
| 18 | 西米良村 | 200.0 | 150.0 | 350.0 | 150.3 | 204.5 | 354.9 | 133.0 | 73.3 | 98.6 | | 4 | 220.0 | 170.0 | 390.0 | 267.6 | 309.9 | 577.4 | 82.2 | 54.9 | 67.5 | 4 | 4 | 110.0 | 113.3 | 111.4 |
| 19 | 木城町 | 700.0 | 450.0 | 1,150.0 | 425.9 | 357.9 | 783.9 | 164.3 | 125.7 | 146.7 | | | 700.0 | 450.0 | 1,150.0 | 573.3 | 542.3 | 1,115.6 | 122.1 | 83.0 | 103.1 | | 4 | 100.0 | 100.0 | 100.0 |
| 20 | 川南町 | 500.0 | 660.0 | 1,160.0 | 1,353.0 | 1,073.8 | 2,426.8 | 37.0 | 61.5 | 47.8 | 4 | 4 | 500.0 | 660.0 | 1,160.0 | 2,064.0 | 1,626.8 | 3,690.8 | 24.2 | 40.6 | 31.4 | 4 | 4 | 100.0 | 100.0 | 100.0 |
| 21 | 都農町 | 150.0 | 80.0 | 230.0 | 876.9 | 562.5 | 1,439.4 | 17.1 | 14.2 | 16.0 | 4 | 4 | 310.0 | 80.0 | 390.0 | 1,299.6 | 852.1 | 2,151.7 | 23.9 | 9.4 | 18.1 | 4 | 4 | 206.7 | 100.0 | 169.6 |
| 22 | 延岡市 | 4,006.0 | 3,824.0 | 7,830.0 | 8,012.8 | 7,025.7 | 15,038.5 | 50.0 | 54.4 | 52.1 | 4 | 4 | 4,006.0 | 3,824.0 | 7,830.0 | 13,033.8 | 11,077.7 | 24,111.5 | 30.7 | 34.5 | 32.5 | 4 | 4 | 100.0 | 100.0 | 100.0 |
| 23 | 北川町 | 420.0 | 197.0 | 617.0 | 476.1 | 255.7 | 731.7 | 88.2 | 77.1 | 84.3 | 4 | 4 | 450.0 | 200.0 | 650.0 | 703.3 | 395.1 | 1,098.4 | 64.0 | 50.6 | 59.2 | 4 | 4 | 107.1 | 101.5 | 105.3 |
| 24 | 日向市 | 3,894.0 | 3,360.0 | 7,254.0 | 4,234.4 | 3,579.3 | 7,813.7 | 92.0 | 93.9 | 92.8 | 4 | 4 | 3,834.0 | 3,360.0 | 7,194.0 | 6,574.2 | 5,500.1 | 12,074.4 | 58.3 | 61.1 | 59.6 | 4 | 4 | 98.5 | 100.0 | 99.2 |
| 25 | 門川町 | 800.0 | 600.0 | 1,400.0 | 1,227.7 | 1,022.7 | 2,250.4 | 65.2 | 58.7 | 62.2 | 4 | 4 | 1,100.0 | 650.0 | 1,750.0 | 1,911.1 | 1,704.3 | 3,615.4 | 57.6 | 38.1 | 48.4 | 4 | 4 | 137.5 | 108.3 | 125.0 |
| 26 | 諸塚村 | 530.0 | 250.0 | 780.0 | 350.8 | 204.5 | 555.3 | 151.1 | 122.2 | 140.5 | | | 880.0 | 400.0 | 1,280.0 | 496.9 | 309.9 | 806.8 | 177.1 | 129.1 | 158.7 | | | 166.0 | 160.0 | 164.1 |
| 27 | 椎葉村 | 800.0 | 400.0 | 1,200.0 | 626.4 | 409.1 | 1,035.5 | 127.7 | 97.8 | 115.9 | | 4 | 800.0 | 350.0 | 1,150.0 | 879.1 | 542.3 | 1,421.4 | 91.0 | 64.5 | 80.9 | 4 | 4 | 100.0 | 87.5 | 95.8 |
| 28 | 美郷町 | 1,181.9 | 331.3 | 1,513.2 | 952.1 | 562.5 | 1,514.6 | 124.1 | 58.9 | 99.9 | | 4 | 800.0 | 450.0 | 1,250.0 | 1,376.0 | 852.1 | 2,228.1 | 58.1 | 52.8 | 56.1 | 4 | 4 | 67.7 | 135.8 | 82.6 |
| 29 | 高千穂町 | 475.0 | 376.0 | 851.0 | 1,302.9 | 1,073.8 | 2,376.7 | 36.5 | 35.0 | 35.8 | 4 | 4 | 520.0 | 345.0 | 865.0 | 1,872.9 | 1,626.8 | 3,499.7 | 27.8 | 21.2 | 24.7 | 4 | 4 | 109.5 | 91.8 | 101.6 |
| 30 | 日之影町 | 900.0 | 712.0 | 1,612.0 | 601.3 | 562.5 | 1,163.8 | 149.7 | 126.6 | 138.5 | | | 900.0 | 500.0 | 1,400.0 | 802.7 | 542.3 | 1,344.9 | 112.1 | 92.2 | 104.1 | | 4 | 100.0 | 70.2 | 86.8 |
| 31 | 五ヶ瀬町 | 280.0 | 140.0 | 420.0 | 576.3 | 357.9 | 934.2 | 48.6 | 39.1 | 45.0 | 4 | 4 | 240.0 | 140.0 | 380.0 | 879.1 | 542.3 | 1,421.4 | 27.3 | 25.8 | 26.7 | 4 | 4 | 85.7 | 100.0 | 90.5 |
| 合 計 | | 88,025.2 | 58,602.1 | 146,627.3 | 71,453.4 | 63,425.8 | 134,879.2 | 123.2 | 92.4 | 108.7 | | | 89,111.0 | 56,773.0 | 145,884.0 | 108,222.4 | 95,524.1 | 203,746.5 | 82.3 | 59.4 | 71.6 | | | 101.2 | 96.9 | 99.5 |

| 番号 | 設置者名 | 18年度 図書購入費（予算額） 小 (A) | 中 (B) | 計 (C) | おおよその基準財政需要額（18’） 小 (D) | 中 (E) | 計 (F) | 予算措置率 小 (A)／(D) (G) | 中 (B)／(E) (H) | 計 (C)／(F) (I) | 予算措置率が100%未満の理由 番号（1～4） 小 | 中 | 19年度 図書購入費（予算額） 小 (J) | 中 (K) | 計 (L) | おおよその基準財政需要額（19’） 小 (M) | 中 (N) | 計 (O) | 予算措置率 小 (J)／(M) (P) | 中 (K)／(N) (Q) | 計 (L)／(O) (R) | 予算措置率が100%未満の理由 番号（1～4） 小 | 中 | 18’予算額との比較（伸び率） 小 (J)/(A) (S) | 中 (K)/(B) (T) | 計 (L)/(C) (U) |
|---|---|---|---|---|---|---|---|---|---|---|---|---|---|---|---|---|---|---|---|---|---|---|---|---|---|---|
| | | 千円 | 千円 | 千円 | 千円 | 千円 | 千円 | % | % | % | | | 千円 | 千円 | 千円 | 千円 | 千円 | 千円 | % | % | % | | | % | % | % |
| 1 | 鹿児島市 | 53,037.0 | 31,043.0 | 84,080.0 | 29,415.2 | 27,918.8 | 57,334.0 | 180.3 | 111.2 | 146.6 | | | 52,638.0 | 31,064.0 | 83,702.0 | 44,911.1 | 42,374.3 | 87,285.4 | 117.2 | 73.3 | 95.9 | | 4 | 99.2 | 100.1 | 99.6 |
| 2 | 三島村 | 20.0 | 20.0 | 40.0 | 250.6 | 357.9 | 608.5 | 8.0 | 5.6 | 6.6 | 4 | 4 | 20.0 | 20.0 | 40.0 | 382.2 | 581.0 | 963.2 | 5.2 | 3.4 | 4.2 | 4 | 4 | 100.0 | 100.0 | 100.0 |
| 3 | 十島村 | 490.0 | 371.0 | 861.0 | 350.8 | 562.5 | 913.2 | 139.7 | 66.0 | 94.3 | | 4 | 490.0 | 371.0 | 861.0 | 577.2 | 852.1 | 1,429.3 | 84.9 | 43.5 | 60.2 | 4 | 4 | 100.0 | 100.0 | 100.0 |
| 4 | 指宿市 | 2,631.0 | 2,095.0 | 4,726.0 | 2,758.6 | 2,439.1 | 5,197.7 | 95.4 | 85.9 | 90.9 | 1 | 1 | 2,680.0 | 3,150.0 | 5,830.0 | 4,196.8 | 3,416.3 | 7,613.1 | 63.9 | 92.2 | 76.6 | 1 | 1 | 101.9 | 150.4 | 123.4 |
| 5 | 頴娃町 | 1,987.0 | 315.0 | 2,302.0 | 1,102.4 | 971.5 | 2,074.0 | 180.2 | 32.4 | 111.0 | | 1 | 700.0 | 450.0 | 1,150.0 | 1,681.8 | 1,471.9 | 3,153.6 | 41.6 | 30.6 | 36.5 | 1 | 1 | 35.2 | 142.9 | 50.0 |
| 6 | 枕崎市 | 15,350.0 | 11,230.0 | 26,580.0 | 1,403.1 | 1,329.5 | 2,732.6 | 1094.0 | 844.7 | 972.7 | | | 15,610.0 | 10,490.0 | 26,100.0 | 2,025.8 | 2,014.1 | 4,039.9 | 770.6 | 520.8 | 646.1 | | | 101.7 | 93.4 | 98.2 |
| 7 | 南さつま市 | 40,628.0 | 22,226.0 | 62,854.0 | 3,157.0 | 2,352.1 | 5,509.1 | 1286.9 | 944.9 | 1140.9 | | | 42,240.0 | 23,590.0 | 65,830.0 | 4,816.0 | 3,563.5 | 8,379.5 | 877.1 | 662.0 | 785.6 | | | 104.0 | 106.1 | 104.7 |
| 8 | 知覧町 | 2,502.3 | 698.9 | 3,201.2 | 1,102.4 | 664.7 | 1,767.2 | 227.0 | 105.1 | 181.1 | | | 2,000.0 | 500.0 | 2,500.0 | 1,720.0 | 1,007.1 | 2,727.1 | 116.3 | 49.6 | 91.7 | | 4 | 79.9 | 71.5 | 78.1 |
| 9 | 川辺町 | 1,220.0 | 785.0 | 2,005.0 | 1,127.5 | 664.7 | 1,792.2 | 108.2 | 118.1 | 111.9 | | | 1,200.0 | 400.0 | 1,600.0 | 1,720.0 | 1,007.1 | 2,727.1 | 69.8 | 39.7 | 58.7 | 4 | 2 | 98.4 | 51.0 | 79.8 |
| 10 | いちき串木野市 | 1,640.0 | 1,000.0 | 2,640.0 | 1,979.4 | 1,738.5 | 3,717.9 | 82.9 | 57.5 | 71.0 | 4 | 4 | 1,640.0 | 950.0 | 2,590.0 | 2,981.3 | 2,478.9 | 5,460.3 | 55.0 | 38.3 | 47.4 | 4 | 4 | 100.0 | 95.0 | 98.1 |
| 11 | 日置市 | 6,470.0 | 2,905.0 | 9,375.0 | 3,783.4 | 3,068.0 | 6,851.4 | 171.0 | 94.7 | 136.8 | | 4 | 3,666.0 | 2,357.0 | 6,023.0 | 5,706.6 | 4,524.1 | 10,230.6 | 64.2 | 52.1 | 58.9 | 4 | 4 | 56.7 | 81.1 | 64.2 |
| 12 | 薩摩川内市 | 16,321.0 | 8,870.0 | 25,191.0 | 8,268.3 | 6,084.9 | 14,353.2 | 197.4 | 145.8 | 175.5 | | | 15,993.0 | 8,790.0 | 24,783.0 | 12,001.8 | 9,063.6 | 21,065.4 | 133.3 | 97.0 | 117.6 | | 4 | 98.0 | 99.1 | 98.4 |
| 13 | さつま町 | 2,479.0 | 1,200.0 | 3,679.0 | 2,129.7 | 1,431.7 | 3,561.5 | 116.4 | 83.8 | 103.3 | | 4 | 2,342.0 | 1,100.0 | 3,442.0 | 3,153.3 | 2,324.0 | 5,477.3 | 74.3 | 47.3 | 62.8 | 4 | 4 | 94.5 | 91.7 | 93.6 |
| 14 | 阿久根市 | 1,476.0 | 747.0 | 2,223.0 | 1,678.7 | 1,431.7 | 3,110.5 | 87.9 | 52.2 | 71.5 | 4 | 4 | 1,476.0 | 747.0 | 2,223.0 | 2,560.9 | 2,091.6 | 4,652.5 | 57.6 | 35.7 | 47.8 | 4 | 4 | 100.0 | 100.0 | 100.0 |
| 15 | 出水市 | 2,840.0 | 2,650.0 | 5,490.0 | 3,665.6 | 3,374.8 | 7,040.4 | 77.5 | 78.5 | 78.0 | 4 | 4 | 1,800.0 | 3,800.0 | 5,600.0 | 5,576.6 | 5,105.1 | 10,681.7 | 32.3 | 74.4 | 52.4 | 4 | 4 | 63.4 | 143.4 | 102.0 |
| 16 | 長島町 | 1,847.0 | 916.8 | 2,763.8 | 1,327.9 | 971.5 | 2,299.5 | 139.1 | 94.4 | 120.2 | | 4 | 1,767.6 | 811.4 | 2,579.0 | 2,022.0 | 1,549.3 | 3,571.3 | 87.4 | 52.4 | 72.2 | 4 | 4 | 95.7 | 88.5 | 93.3 |
| 17 | 大口市 | 1,766.0 | 1,150.0 | 2,916.0 | 1,703.8 | 1,022.7 | 2,726.4 | 103.7 | 112.5 | 107.0 | | | 1,704.0 | 1,023.0 | 2,727.0 | 2,522.7 | 1,626.8 | 4,149.5 | 67.5 | 62.9 | 65.7 | 4 | 4 | 96.5 | 89.0 | 93.5 |
| 18 | 菱刈町 | 1,122.0 | 518.0 | 1,640.0 | 751.7 | 511.3 | 1,263.0 | 149.3 | 101.3 | 129.8 | | | 1,223.0 | 504.0 | 1,727.0 | 1,146.7 | 774.7 | 1,921.3 | 106.7 | 65.1 | 89.9 | | 4 | 109.0 | 97.3 | 105.3 |
| 19 | 霧島市 | 10,734.0 | 4,231.0 | 14,965.0 | 8,569.0 | 7,260.9 | 15,829.9 | 125.3 | 58.3 | 94.5 | | 4 | 10,733.0 | 4,770.0 | 15,503.0 | 12,322.8 | 10,767.9 | 23,090.7 | 87.1 | 44.3 | 67.1 | 4 | 4 | 100.0 | 112.7 | 103.6 |
| 20 | 加治木町 | 1,910.0 | 850.0 | 2,760.0 | 1,428.2 | 1,073.8 | 2,502.0 | 133.7 | 79.2 | 110.3 | | 4 | 1,910.0 | 850.0 | 2,760.0 | 2,006.7 | 1,650.0 | 3,656.7 | 95.2 | 51.5 | 75.5 | 4 | 4 | 100.0 | 100.0 | 100.0 |
| 21 | 姶良町 | 1,911.0 | 1,613.0 | 3,524.0 | 2,756.1 | 2,352.1 | 5,108.2 | 69.3 | 68.6 | 69.0 | 4 | 4 | 1,720.0 | 1,620.0 | 3,340.0 | 3,917.8 | 3,555.7 | 7,473.5 | 43.9 | 45.6 | 44.7 | 4 | 4 | 90.0 | 100.4 | 94.8 |
| 22 | 蒲生町 | 609.0 | 347.0 | 956.0 | 551.2 | 357.9 | 909.2 | 110.5 | 96.9 | 105.2 | | 4 | 478.0 | 358.0 | 836.0 | 726.2 | 542.3 | 1,268.5 | 65.8 | 66.0 | 65.9 | 4 | 4 | 78.5 | 103.2 | 87.4 |
| 23 | 湧水町 | 6,865.3 | 420.0 | 7,285.3 | 902.0 | 664.7 | 1,566.7 | 761.1 | 63.2 | 465.0 | | 4 | 875.0 | 333.0 | 1,208.0 | 1,341.6 | 1,076.8 | 2,418.4 | 65.2 | 30.9 | 50.0 | 4 | 4 | 12.7 | 79.3 | 16.6 |
| 24 | 曽於市 | 5,027.0 | 2,077.0 | 7,104.0 | 3,307.3 | 2,403.3 | 5,710.6 | 152.0 | 86.4 | 124.4 | | 4 | 5,891.0 | 2,358.0 | 8,249.0 | 4,816.0 | 3,795.9 | 8,611.9 | 122.3 | 62.1 | 95.8 | | 4 | 117.2 | 113.5 | 116.1 |
| 25 | 志布志市 | 4,016.6 | 2,003.8 | 6,020.4 | 2,731.1 | 2,301.0 | 5,032.1 | 147.1 | 87.1 | 119.6 | | 4 | 3,378.6 | 1,807.0 | 5,185.6 | 4,280.9 | 3,486.0 | 7,766.9 | 78.9 | 51.8 | 66.8 | 4 | 4 | 84.1 | 90.2 | 86.1 |
| 26 | 大崎町 | 1,800.0 | 837.0 | 2,637.0 | 1,102.4 | 818.1 | 1,920.6 | 163.3 | 102.3 | 137.3 | | | 1,713.0 | 796.0 | 2,509.0 | 1,765.9 | 1,316.9 | 3,082.8 | 97.0 | 60.4 | 81.4 | 4 | 4 | 95.2 | 95.1 | 95.1 |
| 27 | 垂水市 | 990.0 | 998.0 | 1,988.0 | 1,302.9 | 1,176.1 | 2,479.0 | 76.0 | 84.9 | 80.2 | 4 | 4 | 990.0 | 998.0 | 1,988.0 | 2,369.8 | 2,014.1 | 4,383.9 | 41.8 | 49.5 | 45.3 | 4 | 4 | 100.0 | 100.0 | 100.0 |
| 28 | 鹿屋市 | 13,133.0 | 6,629.0 | 19,762.0 | 7,316.2 | 9,766.5 | 17,082.7 | 179.5 | 67.9 | 115.7 | | 4 | 11,170.0 | 5,600.0 | 16,770.0 | 11,038.6 | 9,296.0 | 20,334.6 | 101.2 | 60.2 | 82.5 | | 4 | 85.1 | 84.5 | 84.9 |
| 29 | 東串良町 | 600.0 | 500.0 | 1,100.0 | 325.7 | 357.9 | 683.7 | 184.2 | 139.7 | 160.9 | | | 680.0 | 600.0 | 1,280.0 | 496.9 | 542.3 | 1,039.2 | 136.9 | 110.6 | 123.2 | | | 113.3 | 120.0 | 116.4 |
| 30 | 肝属町 | 1,301.0 | 1,709.0 | 3,010.0 | 1,202.7 | 1,227.2 | 2,429.9 | 108.2 | 139.3 | 123.9 | | | 1,595.0 | 1,805.0 | 3,400.0 | 1,922.6 | 1,998.6 | 3,921.2 | 83.0 | 90.3 | 86.7 | 3 | 3 | 122.6 | 105.6 | 113.0 |
| 31 | 錦江町 | 1,206.0 | 1,142.0 | 2,348.0 | 902.0 | 920.4 | 1,822.4 | 133.7 | 124.1 | 128.8 | | | 1,206.0 | 1,142.0 | 2,348.0 | 1,261.3 | 1,471.9 | 2,733.2 | 95.6 | 77.6 | 85.9 | 3 | 3 | 100.0 | 100.0 | 100.0 |
| 32 | 南大隅町 | 1,508.0 | 431.0 | 1,939.0 | 1,052.3 | 511.3 | 1,563.7 | 143.3 | 84.3 | 124.0 | | 4 | 862.0 | 283.0 | 1,145.0 | 1,697.1 | 774.7 | 2,471.7 | 50.8 | 36.5 | 46.3 | 4 | 4 | 57.2 | 65.7 | 59.1 |
| 33 | 西之表市 | 1,239.0 | 834.0 | 2,073.0 | 1,528.4 | 1,534.0 | 3,062.4 | 81.1 | 54.4 | 67.7 | 4 | 4 | 1,526.0 | 916.0 | 2,442.0 | 2,369.8 | 2,339.5 | 4,709.3 | 64.4 | 39.2 | 51.9 | 4 | 4 | 123.2 | 109.8 | 117.8 |
| 34 | 中種子町 | 1,580.0 | 320.0 | 1,900.0 | 952.1 | 613.6 | 1,565.7 | 165.9 | 52.2 | 121.4 | | 4 | 1,575.0 | 280.0 | 1,855.0 | 1,490.7 | 774.7 | 2,265.3 | 105.7 | 36.1 | 81.9 | | 4 | 99.7 | 87.5 | 97.6 |
| 35 | 南種子町 | 1,765.0 | 200.0 | 1,965.0 | 1,002.2 | 460.2 | 1,462.4 | 176.1 | 43.5 | 134.4 | | 4 | 1,900.0 | 300.0 | 2,200.0 | 1,441.0 | 697.2 | 2,138.2 | 131.9 | 43.0 | 102.9 | | 4 | 107.6 | 150.0 | 112.0 |
| 36 | 上屋久町 | 720.0 | 720.0 | 1,440.0 | 701.6 | 818.1 | 1,519.7 | 102.6 | 88.0 | 94.8 | | 4 | 720.0 | 740.0 | 1,460.0 | 993.8 | 1,316.9 | 2,310.7 | 72.5 | 56.2 | 63.2 | 4 | 4 | 100.0 | 102.8 | 101.4 |
| 37 | 屋久町 | 1,755.0 | 1,656.0 | 3,411.0 | 626.4 | 357.9 | 984.3 | 280.2 | 462.7 | 346.5 | | | 1,192.0 | 540.0 | 1,732.0 | 917.3 | 542.3 | 1,459.6 | 129.9 | 99.6 | 118.7 | | 4 | 67.9 | 32.6 | 50.8 |
| 38 | 奄美市 | 3,586.7 | 3,769.1 | 7,355.8 | 3,983.8 | 3,528.2 | 7,512.0 | 90.0 | 106.8 | 97.9 | 4 | | 3,555.0 | 2,737.0 | 6,292.0 | 5,985.6 | 5,484.6 | 11,470.2 | 59.4 | 49.9 | 54.9 | 4 | 4 | 99.1 | 72.6 | 85.5 |
| 39 | 大和村 | 688.0 | 772.0 | 1,460.0 | 501.1 | 562.5 | 1,063.6 | 137.3 | 137.3 | 137.3 | | | 648.0 | 746.0 | 1,394.0 | 726.2 | 1,007.1 | 1,733.3 | 89.2 | 74.1 | 80.4 | 4 | 4 | 94.2 | 96.6 | 95.5 |
| 40 | 宇検村 | 250.0 | 250.0 | 500.0 | 350.8 | 409.1 | 759.8 | 71.3 | 61.1 | 65.8 | 4 | 4 | 250.0 | 250.0 | 500.0 | 573.3 | 542.3 | 1,115.6 | 43.6 | 46.1 | 44.8 | 4 | 4 | 100.0 | 100.0 | 100.0 |
| 41 | 瀬戸内町 | 520.0 | 646.0 | 1,166.0 | 1,453.2 | 1,687.4 | 3,140.6 | 35.8 | 38.3 | 37.1 | 4 | 4 | 465.0 | 608.0 | 1,073.0 | 2,216.9 | 2,401.5 | 4,618.4 | 21.0 | 25.3 | 23.2 | 4 | 4 | 89.4 | 94.1 | 92.0 |
| 42 | 龍郷町 | 1,020.0 | 738.0 | 1,758.0 | 902.0 | 613.6 | 1,515.6 | 113.1 | 120.3 | 116.0 | | | 1,350.0 | 730.0 | 2,080.0 | 1,376.0 | 929.6 | 2,305.6 | 98.1 | 78.5 | 90.2 | 4 | 4 | 132.4 | 98.9 | 118.3 |
| 43 | 喜界町 | 1,322.0 | 1,670.0 | 2,992.0 | 1,102.4 | 715.9 | 1,818.3 | 119.9 | 233.3 | 164.5 | | | 1,316.0 | 1,682.0 | 2,998.0 | 1,681.8 | 1,084.5 | 2,766.3 | 78.3 | 155.1 | 108.4 | 4 | | 99.5 | 100.7 | 100.2 |
| 44 | 徳之島町 | 1,000.0 | 800.0 | 1,800.0 | 1,378.1 | 1,227.2 | 2,605.3 | 72.6 | 65.2 | 69.1 | 4 | 4 | 1,000.0 | 800.0 | 1,800.0 | 2,052.5 | 1,859.2 | 3,911.7 | 48.7 | 43.0 | 46.0 | 4 | 4 | 100.0 | 100.0 | 100.0 |
| 45 | 天城町 | 836.0 | 619.0 | 1,455.0 | 701.6 | 613.6 | 1,315.2 | 119.2 | 100.9 | 110.6 | | | 745.0 | 555.0 | 1,300.0 | 1,070.2 | 929.6 | 1,999.8 | 69.6 | 59.7 | 65.0 | 4 | 4 | 89.1 | 89.7 | 89.3 |
| 46 | 伊仙町 | 875.0 | 300.0 | 1,175.0 | 876.9 | 562.5 | 1,439.4 | 99.8 | 53.3 | 81.6 | 4 | 4 | 875.0 | 616.0 | 1,491.0 | 1,414.2 | 844.4 | 2,258.6 | 61.9 | 73.0 | 66.0 | 4 | 4 | 100.0 | 205.3 | 126.9 |
| 47 | 和泊町 | 420.0 | 230.0 | 650.0 | 751.7 | 460.2 | 1,211.9 | 55.9 | 50.0 | 53.6 | 4 | 4 | 562.0 | 390.0 | 952.0 | 1,146.7 | 697.2 | 1,843.9 | 49.0 | 55.9 | 51.6 | 4 | 4 | 133.8 | 169.6 | 146.5 |
| 48 | 知名町 | 822.0 | 380.0 | 1,202.0 | 726.6 | 409.1 | 1,135.7 | 113.1 | 92.9 | 105.8 | | 4 | 741.0 | 370.0 | 1,111.0 | 1,093.2 | 712.7 | 1,805.8 | 67.8 | 51.9 | 61.5 | 4 | 4 | 90.1 | 97.4 | 92.4 |
| 49 | 与論町 | 630.0 | 250.0 | 880.0 | 551.2 | 409.1 | 960.3 | 114.3 | 61.1 | 91.6 | | 1 | 500.0 | 250.0 | 750.0 | 821.8 | 619.7 | 1,441.5 | 60.8 | 40.3 | 52.0 | 2 | 1 | 79.4 | 100.0 | 85.2 |
| 合 計 | | 224,465.9 | 126,682.6 | 351,148.5 | 117,495.5 | 103,069.5 | 220,565.0 | 191.0 | 122.9 | 159.2 | | | 211,311.2 | 125,947.4 | 337,258.6 | 177,037.7 | 150,897.3 | 327,935.0 | 119.4 | 83.5 | 102.8 | | | 94.1 | 99.4 | 96.0 |

## 【沖縄県】

【小・中学校分集計表】

| 番号 | 設置者名 | 18年度 図書購入費（予算額） 小 (A) | 中 (B) | 計 (C) | おおよその基準財政需要額（18’） 小 (D) | 中 (E) | 計 (F) | 予算措置率 小 (A)／(D) (G) | 中 (B)／(E) (H) | 計 (C)／(F) (I) | 予算措置率が100%未満の理由 番号（1～4） 小 | 中 | 19年度 図書購入費（予算額） 小 (J) | 中 (K) | 計 (L) | おおよその基準財政需要額（19’） 小 (M) | 中 (N) | 計 (O) | 予算措置率 小 (J)／(M) (P) | 中 (K)／(N) (Q) | 計 (L)／(O) (R) | 予算措置率が100%未満の理由 番号（1～4） 小 | 中 | 18’予算額との比較（伸び率） 小 (J)/(A) (S) | 中 (K)/(B) (T) | 計 (L)/(C) (U) |
|---|---|---|---|---|---|---|---|---|---|---|---|---|---|---|---|---|---|---|---|---|---|---|---|---|---|---|
| | | 千円 | 千円 | 千円 | 千円 | 千円 | 千円 | % | % | % | | | 千円 | 千円 | 千円 | 千円 | 千円 | 千円 | % | % | % | | | % | % | % |
| 1 | 国頭村 | 1,008.0 | 290.0 | 1,298.0 | 701.6 | 357.9 | 1,059.5 | 143.7 | 81.0 | 122.5 | | 4 | 1,100.0 | 330.0 | 1,430.0 | 1,108.4 | 542.3 | 1,650.7 | 99.2 | 60.9 | 86.6 | 1 | 4 | 109.1 | 113.8 | 110.2 |
| 2 | 大宜味村 | 800.0 | 300.0 | 1,100.0 | 451.0 | 306.8 | 757.8 | 177.4 | 97.8 | 145.2 | | 4 | 800.0 | 300.0 | 1,100.0 | 726.2 | 464.8 | 1,191.0 | 110.2 | 64.5 | 92.4 | | 4 | 100.0 | 100.0 | 100.0 |
| 3 | 東村 | 1,436.0 | 1,866.0 | 3,302.0 | 350.8 | 409.1 | 759.8 | 409.4 | 456.2 | 434.6 | | | 629.0 | 1,643.0 | 2,272.0 | 535.1 | 697.2 | 1,232.3 | 117.5 | 235.7 | 184.4 | | | 43.8 | 88.0 | 68.8 |
| 4 | 今帰仁村 | 715.0 | 197.0 | 912.0 | 801.8 | 664.7 | 1,466.5 | 89.2 | 29.6 | 62.2 | 2 | 2 | 1,272.0 | 192.0 | 1,464.0 | 1,223.1 | 999.3 | 2,222.4 | 104.0 | 19.2 | 65.9 | | 2 | 177.9 | 97.5 | 160.5 |
| 5 | 本部町 | 308.2 | 184.9 | 493.1 | 1,127.5 | 1,227.2 | 2,354.7 | 27.3 | 15.1 | 20.9 | 4 | 4 | 312.0 | 185.0 | 497.0 | 1,681.8 | 1,781.7 | 3,463.5 | 18.6 | 10.4 | 14.3 | 4 | 4 | 101.2 | 100.1 | 100.8 |
| 6 | 名護市 | 4,275.0 | 3,368.0 | 7,643.0 | 4,434.8 | 3,937.3 | 8,372.1 | 96.4 | 85.5 | 91.3 | 4 | 4 | 4,438.0 | 3,469.0 | 7,907.0 | 6,880.0 | 5,732.5 | 12,612.5 | 64.5 | 60.5 | 62.7 | 4 | 4 | 103.8 | 103.0 | 103.5 |
| 7 | 宜野座村 | 2,100.0 | 650.0 | 2,750.0 | 526.2 | 357.9 | 884.1 | 399.1 | 181.6 | 311.1 | | | 2,100.0 | 650.0 | 2,750.0 | 802.7 | 542.3 | 1,344.9 | 261.6 | 119.9 | 204.5 | | | 100.0 | 100.0 | 100.0 |
| 8 | 金武町 | 3,260.0 | 1,160.0 | 4,420.0 | 726.6 | 511.3 | 1,237.9 | 448.7 | 226.9 | 357.0 | | | 2,932.0 | 1,067.0 | 3,999.0 | 1,108.4 | 852.1 | 1,960.6 | 264.5 | 125.2 | 204.0 | | | 89.9 | 92.0 | 90.5 |
| 9 | 伊江村 | 1,480.0 | 810.0 | 2,290.0 | 400.9 | 409.1 | 810.0 | 369.2 | 198.0 | 282.7 | | | 1,400.0 | 750.0 | 2,150.0 | 573.3 | 619.7 | 1,193.1 | 244.2 | 121.0 | 180.2 | | | 94.6 | 92.6 | 93.9 |
| 10 | 伊是名村 | 257.0 | 265.0 | 522.0 | 175.4 | 153.4 | 328.8 | 146.5 | 172.8 | 158.8 | | | 300.0 | 695.0 | 995.0 | 267.6 | 309.9 | 577.4 | 112.1 | 224.3 | 172.3 | | | 116.7 | 262.3 | 190.6 |
| 11 | 伊平屋村 | 373.0 | 182.0 | 555.0 | 225.5 | 306.8 | 532.3 | 165.4 | 59.3 | 104.3 | | 4 | 270.0 | 210.0 | 480.0 | 344.0 | 464.8 | 808.8 | 78.5 | 45.2 | 59.3 | 4 | 4 | 72.4 | 115.4 | 86.5 |
| 12 | 恩納村 | 2,199.0 | 4,681.0 | 6,880.0 | 801.8 | 920.4 | 1,722.2 | 274.3 | 508.6 | 399.5 | | | 1,980.0 | 4,177.0 | 6,157.0 | 1,223.1 | 1,363.4 | 2,586.5 | 161.9 | 306.4 | 238.0 | | | 90.0 | 89.2 | 89.5 |
| 13 | うるま市 | 11,958.0 | 7,394.0 | 19,352.0 | 7,792.3 | 7,465.5 | 15,257.7 | 153.5 | 99.0 | 126.8 | | 4 | 12,517.0 | 6,500.0 | 19,017.0 | 11,925.3 | 11,310.1 | 23,235.5 | 105.0 | 57.5 | 81.8 | | 4 | 104.7 | 87.9 | 98.3 |
| 14 | 読谷村 | 3,562.0 | 2,201.0 | 5,763.0 | 2,455.4 | 2,301.0 | 4,756.4 | 145.1 | 95.7 | 121.2 | | 4 | 4,557.0 | 2,301.0 | 6,858.0 | 3,669.3 | 3,486.0 | 7,155.3 | 124.2 | 66.0 | 95.8 | | 4 | 127.9 | 104.5 | 119.0 |
| 15 | 嘉手納町 | 2,124.0 | 1,676.0 | 3,800.0 | 952.1 | 818.1 | 1,770.2 | 223.1 | 204.9 | 214.7 | | | 2,124.0 | 1,676.0 | 3,800.0 | 1,452.4 | 1,239.5 | 2,691.9 | 146.2 | 135.2 | 141.2 | | | 100.0 | 100.0 | 100.0 |
| 16 | 沖縄市 | 10,500.0 | 8,304.0 | 18,804.0 | 8,594.1 | 7,618.9 | 16,212.9 | 122.2 | 109.0 | 116.0 | | | 10,500.0 | 8,304.0 | 18,804.0 | 13,224.9 | 11,465.1 | 24,690.0 | 79.4 | 72.4 | 76.2 | 4 | 4 | 100.0 | 100.0 | 100.0 |
| 17 | 北谷町 | 3,435.0 | 1,703.0 | 5,138.0 | 1,829.1 | 1,585.1 | 3,414.2 | 187.8 | 107.4 | 150.5 | | | 3,427.0 | 1,716.0 | 5,143.0 | 2,828.4 | 2,478.9 | 5,307.4 | 121.2 | 69.2 | 96.9 | | 4 | 99.8 | 100.8 | 100.1 |
| 18 | 宜野湾市 | 6,009.9 | 2,905.0 | 8,914.9 | 4,935.9 | 4,141.8 | 9,077.7 | 121.8 | 70.1 | 98.2 | | 4 | 5,710.0 | 2,760.0 | 8,470.0 | 7,529.8 | 6,662.1 | 14,191.9 | 75.8 | 41.4 | 59.7 | 4 | 4 | 95.0 | 95.0 | 95.0 |
| 19 | 北中城村 | 1,299.2 | 732.7 | 2,031.9 | 1,002.2 | 869.3 | 1,871.5 | 129.6 | 84.3 | 108.6 | | 1 | 1,363.2 | 248.7 | 1,611.9 | 1,532.7 | 1,316.9 | 2,849.6 | 88.9 | 18.9 | 56.6 | 2 | 4 | 104.9 | 33.9 | 79.3 |
| 20 | 中城村 | 900.0 | 700.0 | 1,600.0 | 927.1 | 767.0 | 1,694.1 | 97.1 | 91.3 | 94.4 | 2 | 2 | 1,200.0 | 800.0 | 2,000.0 | 1,528.9 | 1,084.5 | 2,613.4 | 78.5 | 73.8 | 76.5 | 2 | 2 | 133.3 | 114.3 | 125.0 |
| 21 | 西原町 | 4,458.0 | 1,700.0 | 6,158.0 | 2,004.4 | 1,840.8 | 3,845.2 | 222.4 | 92.4 | 160.1 | | 4 | 4,295.0 | 1,700.0 | 5,995.0 | 2,981.3 | 2,788.8 | 5,770.1 | 144.1 | 61.0 | 103.9 | | 2 | 96.3 | 100.0 | 97.4 |
| 22 | 浦添市 | 8,247.0 | 4,120.0 | 12,367.0 | 6,314.0 | 5,573.5 | 11,887.5 | 130.6 | 73.9 | 104.0 | | 4 | 8,289.0 | 4,121.0 | 12,410.0 | 9,746.7 | 8,598.8 | 18,345.5 | 85.0 | 47.9 | 67.6 | 4 | 4 | 100.5 | 100.0 | 100.3 |
| 23 | 那覇市 | 22,145.0 | 15,243.3 | 37,388.3 | 17,288.3 | 15,288.9 | 32,577.2 | 128.1 | 99.7 | 114.8 | | 4 | 16,307.2 | 12,418.5 | 28,725.7 | 26,449.8 | 22,852.7 | 49,302.4 | 61.7 | 54.3 | 58.3 | 4 | 4 | 73.6 | 81.5 | 76.8 |
| 24 | 久米島町 | 929.1 | 744.6 | 1,673.7 | 927.1 | 966.4 | 1,893.5 | 100.2 | 77.0 | 88.4 | | 4 | 930.0 | 745.0 | 1,675.0 | 1,410.4 | 1,409.9 | 2,820.3 | 65.9 | 52.8 | 59.4 | 4 | 4 | 100.1 | 100.1 | 100.1 |
| 25 | 南大東村 | 200.0 | 300.0 | 500.0 | 150.3 | 204.5 | 354.9 | 133.0 | 146.7 | 140.9 | | | 200.0 | 300.0 | 500.0 | 267.6 | 309.9 | 577.4 | 74.8 | 96.8 | 86.6 | 4 | 4 | 100.0 | 100.0 | 100.0 |
| 26 | 北大東村 | 300.0 | 300.0 | 600.0 | 125.3 | 153.4 | 278.7 | 239.5 | 195.6 | 215.3 | | | 400.0 | 230.0 | 630.0 | 191.1 | 309.9 | 501.0 | 209.3 | 74.2 | 125.8 | | 4 | 133.3 | 76.7 | 105.0 |
| 27 | 豊見城市 | 3,864.0 | 1,985.0 | 5,849.0 | 3,407.6 | 3,062.9 | 6,470.4 | 113.4 | 64.8 | 90.4 | | 4 | 3,864.0 | 1,990.0 | 5,854.0 | 5,274.7 | 4,593.8 | 9,868.4 | 73.3 | 43.3 | 59.3 | 4 | 4 | 100.0 | 100.3 | 100.1 |
| 28 | 糸満市 | 4,900.0 | 4,000.0 | 8,900.0 | 3,933.7 | 3,886.1 | 7,819.9 | 124.6 | 102.9 | 113.8 | | | 3,757.0 | 3,111.0 | 6,868.0 | 6,000.9 | 5,810.0 | 11,810.9 | 62.6 | 53.5 | 58.1 | 4 | 4 | 76.7 | 77.8 | 77.2 |
| 29 | 八重瀬町 | 1,060.0 | 954.0 | 2,014.0 | 1,703.8 | 1,789.7 | 3,493.4 | 62.2 | 53.3 | 57.7 | 4 | 4 | 954.0 | 730.0 | 1,684.0 | 2,599.1 | 2,633.9 | 5,233.0 | 36.7 | 27.7 | 32.2 | 4 | 4 | 90.0 | 76.5 | 83.6 |
| 30 | 南城市 | 1,974.0 | 1,264.0 | 3,238.0 | 2,680.9 | 2,607.8 | 5,288.7 | 73.6 | 48.5 | 61.2 | 4 | 4 | 2,341.0 | 1,089.0 | 3,430.0 | 4,089.8 | 3,950.8 | 8,040.6 | 57.2 | 27.6 | 42.7 | 4 | 4 | 118.6 | 86.2 | 105.9 |
| 31 | 与那原町 | 499.6 | 290.0 | 789.6 | 1,002.2 | 1,022.7 | 2,024.9 | 49.8 | 28.4 | 39.0 | 4 | 4 | 650.0 | 440.0 | 1,090.0 | 1,490.7 | 1,549.3 | 3,040.0 | 43.6 | 28.4 | 35.9 | 4 | 4 | 130.1 | 151.7 | 138.0 |
| 32 | 南風原町 | 1,888.0 | 418.0 | 2,306.0 | 2,154.8 | 1,943.1 | 4,097.8 | 87.6 | 21.5 | 56.3 | 4 | 4 | 1,627.0 | 335.0 | 1,962.0 | 3,287.1 | 2,912.7 | 6,199.9 | 49.5 | 11.5 | 31.6 | 4 | 4 | 86.2 | 80.1 | 85.1 |
| 33 | 渡嘉敷村 | 322.0 | 120.0 | 442.0 | 175.4 | 153.4 | 328.8 | 183.6 | 78.2 | 134.4 | | 4 | 320.0 | 120.0 | 440.0 | 267.6 | 232.4 | 500.0 | 119.6 | 51.6 | 88.0 | | 2 | 99.4 | 100.0 | 99.5 |
| 34 | 座間味村 | 892.0 | 793.0 | 1,685.0 | 325.7 | 357.9 | 683.7 | 273.9 | 221.5 | 246.5 | | | 788.0 | 729.0 | 1,517.0 | 496.9 | 542.3 | 1,039.2 | 158.6 | 134.4 | 146.0 | | | 88.3 | 91.9 | 90.0 |
| 35 | 粟国村 | 441.0 | 381.0 | 822.0 | 150.3 | 204.5 | 354.9 | 293.3 | 186.3 | 231.6 | | | 441.0 | 381.0 | 822.0 | 229.3 | 309.9 | 539.2 | 192.3 | 123.0 | 152.4 | | | 100.0 | 100.0 | 100.0 |
| 36 | 渡名喜村 | 128.0 | 220.0 | 348.0 | 100.2 | 153.4 | 253.6 | 127.7 | 143.4 | 137.2 | | | 210.0 | 230.0 | 440.0 | 114.7 | 232.4 | 347.1 | 183.1 | 99.0 | 126.8 | | 2 | 164.1 | 104.5 | 126.4 |
| 37 | 宮古島市 | 5,610.0 | 5,170.0 | 10,780.0 | 4,209.3 | 4,499.7 | 8,709.1 | 133.3 | 114.9 | 123.8 | | | 3,599.0 | 3,000.0 | 6,599.0 | 6,383.1 | 6,739.6 | 13,122.7 | 56.4 | 44.5 | 50.3 | 4 | 4 | 64.2 | 58.0 | 61.2 |
| 38 | 多良間村 | 20.0 | 50.0 | 70.0 | 150.3 | 153.4 | 303.7 | 13.3 | 32.6 | 23.0 | 4 | 4 | 150.0 | 250.0 | 400.0 | 229.3 | 232.4 | 461.7 | 65.4 | 107.6 | 86.6 | 4 | | 750.0 | 500.0 | 571.4 |
| 39 | 石垣市 | 2,254.0 | 1,592.0 | 3,846.0 | 3,833.5 | 3,374.8 | 7,208.3 | 58.8 | 47.2 | 53.4 | 4 | 4 | 2,343.0 | 1,523.0 | 3,866.0 | 5,848.0 | 5,035.3 | 10,883.3 | 40.1 | 30.2 | 35.5 | 4 | 4 | 103.9 | 95.7 | 100.5 |
| 40 | 竹富町 | 925.0 | 900.0 | 1,825.0 | 1,027.3 | 971.5 | 1,998.8 | 90.0 | 92.6 | 91.3 | 4 | 4 | 925.0 | 900.0 | 1,825.0 | 1,528.9 | 1,626.8 | 3,155.7 | 60.5 | 55.3 | 57.8 | 4 | 4 | 100.0 | 100.0 | 100.0 |
| 41 | 与那国町 | 210.0 | 200.0 | 410.0 | 400.9 | 409.1 | 810.0 | 52.4 | 48.9 | 50.6 | 4 | 4 | 200.0 | 200.0 | 400.0 | 573.3 | 619.7 | 1,193.1 | 34.9 | 32.3 | 33.5 | 4 | 4 | 95.2 | 100.0 | 97.6 |
| 合 計 | | 119,266.0 | 80,314.5 | 199,580.5 | 91,277.4 | 83,746.2 | 175,023.6 | 130.7 | 95.9 | 114.0 | | | 111,521.4 | 72,516.2 | 184,037.6 | 139,625.8 | 126,704.5 | 266,330.3 | 79.9 | 57.2 | 69.1 | | | 93.5 | 90.3 | 92.2 |

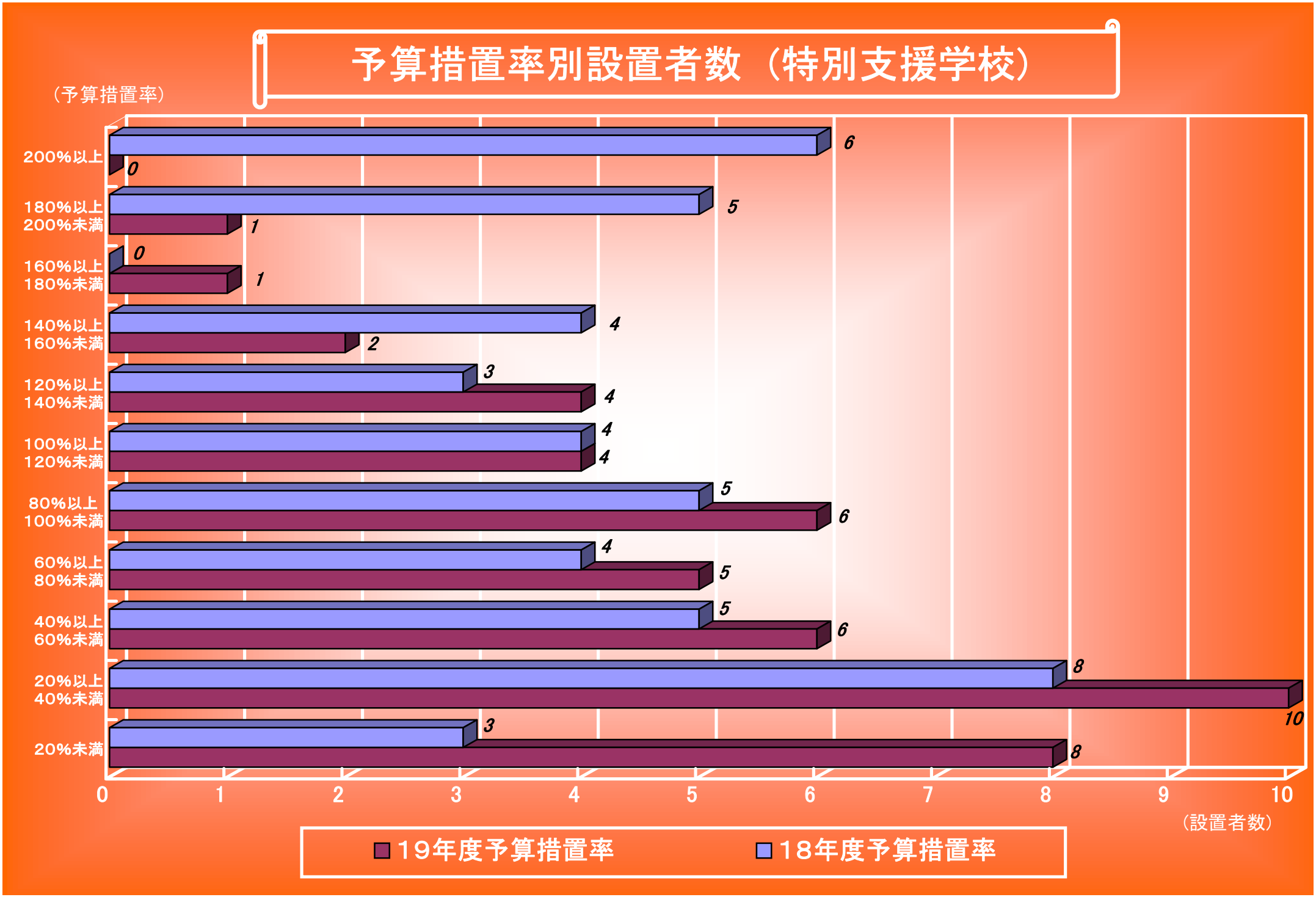
予算措置率別設置者数（特別支援学校）
（予算措置率）
200%以上
180%以上 200%未満
160%以上 180%未満
140%以上 160%未満
120%以上 140%未満
100%以上 120%未満
80%以上 100%未満
60%以上 80%未満
40%以上 60%未満
20%以上 40%未満
20%未満
6
0
5
1
0
1
4
2
3
4
4
4
5
6
4
5
5
6
8
10
3
8
0
1
2
3
4
5
6
7
8
9
10
（設置者数）
19年度予算措置率
18年度予算措置率

# 基準財政需要額に対する予算措置率の状況（特別支援学校）

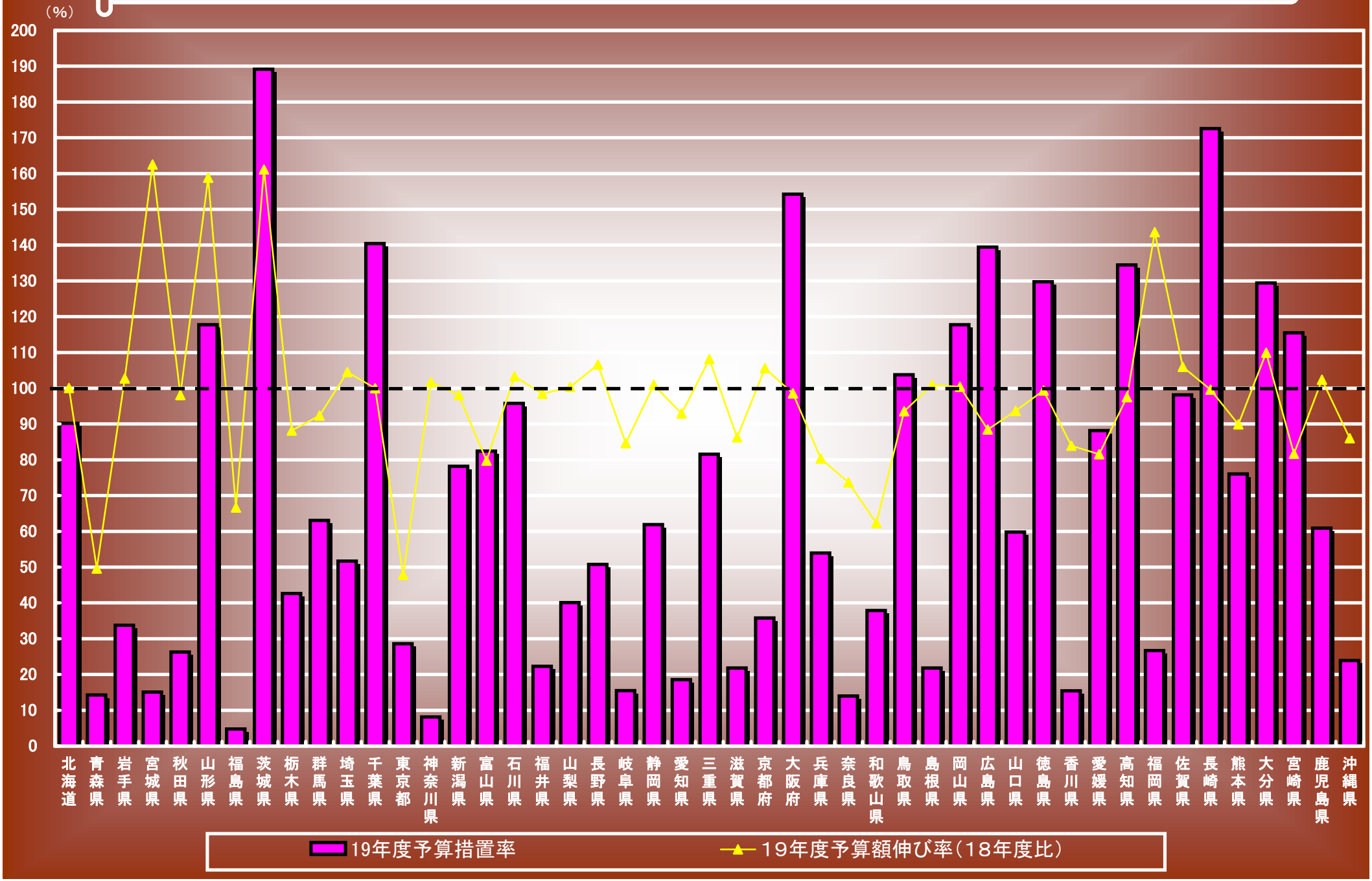

# 特別支援学校　分

（注）「予算措置率が100％未満の理由」について
　予算措置額が基準財政需要額よりも低額な場合、その理由を番号で記入しています。
番号毎の内容は下記のとおりです。

１　学校図書館図書標準を達成したため
２　前年度以前に集中的に図書を整備したため
３　校舎建築等施設の整備をしたため
４　その他の財政事情のため
（Ex　・図書費以外の教育費に集中的に予算措置したため，
・独自の年次計画をたてて予算措置しているため，
・不交付団体であり、基準財政需要額は考慮していないため，
・図書費への地方財政措置が増えても、当該自治体の財政
状況全般が厳しく、図書費の増額につながらないため，等）

# ○特別支援学校
## 【 全 国 】

【特別支援学校分集計表】

| 番号 | 設置者名 | 18年度 図書購入費(予算額) 小学部 (A) | 18年度 図書購入費(予算額) 中学部 (B) | 18年度 図書購入費(予算額) 計 (C) | おおよその基準財政需要額(18') 小学部 (D) | おおよその基準財政需要額(18') 中学部 (E) | おおよその基準財政需要額(18') 計 (F) | 予算措置率 小学部 (A)/(D) (G) | 予算措置率 中学部 (B)/(E) (H) | 予算措置率 計 (C)/(F) (I) | 予算措置率が100%未満の理由 番号(1～4) 小 | 予算措置率が100%未満の理由 番号(1～4) 中 | 19年度 図書購入費(予算額) 小学部 (J) | 19年度 図書購入費(予算額) 中学部 (K) | 19年度 図書購入費(予算額) 計 (L) | おおよその基準財政需要額(19') 小学部 (M) | おおよその基準財政需要額(19') 中学部 (N) | おおよその基準財政需要額(19') 計 (O) | 予算措置率 小学部 (J)/(M) (P) | 予算措置率 中学部 (K)/(N) (Q) | 予算措置率 計 (L)/(O) (R) | 予算措置率が100%未満の理由 番号(1～4) 小 | 予算措置率が100%未満の理由 番号(1～4) 中 | 18'予算額との比較(伸び率) 小学部 (J)/(A) (S) | 18'予算額との比較(伸び率) 中学部 (K)/(B) (T) | 18'予算額との比較(伸び率) 計 (L)/(C) (U) |
|---|---|---|---|---|---|---|---|---|---|---|---|---|---|---|---|---|---|---|---|---|---|---|---|---|---|---|
| | | 千円 | 千円 | 千円 | 千円 | 千円 | 千円 | % | % | % | | | 千円 | 千円 | 千円 | 千円 | 千円 | 千円 | % | % | % | | | % | % | % |
| 1 | 北海道 | 3,284.8 | 2,131.6 | 5,416.4 | 2,432.3 | 1,578.4 | 4,010.7 | 135.0 | 135.1 | 135.0 | | | 3,244.6 | 2,176.5 | 5,421.1 | 3,596.7 | 2,412.6 | 6,009.3 | 90.2 | 90.2 | 90.2 | 4 | 4 | 98.8 | 102.1 | 100.1 |
| 2 | 青森県 | 451.6 | 342.7 | 794.3 | 1,107.2 | 665.5 | 1,772.7 | 40.8 | 51.5 | 44.8 | 4 | 4 | 242.2 | 151.9 | 394.1 | 1,744.9 | 1,014.9 | 2,759.8 | 13.9 | 15.0 | 14.3 | 4 | 4 | 53.6 | 44.3 | 49.6 |
| 3 | 岩手県 | 395.5 | 350.1 | 745.6 | 748.0 | 671.4 | 1,419.3 | 52.9 | 52.1 | 52.5 | 4 | 4 | 419.1 | 346.8 | 765.9 | 1,246.4 | 1,023.8 | 2,270.2 | 33.6 | 33.9 | 33.7 | 4 | 4 | 106.0 | 99.1 | 102.7 |
| 4 | 宮城県 | 140.9 | 110.3 | 251.2 | 1,054.2 | 677.3 | 1,731.5 | 13.4 | 16.3 | 14.5 | 4 | 4 | 220.8 | 187.5 | 408.3 | 1,673.7 | 1,032.7 | 2,706.4 | 13.2 | 18.2 | 15.1 | 4 | 4 | 156.7 | 170.0 | 162.5 |
| 5 | 秋田県 | 295.6 | 234.1 | 529.7 | 700.8 | 553.6 | 1,254.4 | 42.2 | 42.3 | 42.2 | 4 | 4 | 290.2 | 229.5 | 519.7 | 1,095.0 | 881.4 | 1,976.4 | 26.5 | 26.0 | 26.3 | 4 | 4 | 98.2 | 98.0 | 98.1 |
| 6 | 山形県 | 480.0 | 540.0 | 1,020.0 | 530.6 | 393.3 | 923.9 | 90.5 | 137.3 | 110.4 | 4 | | 610.0 | 1,010.0 | 1,620.0 | 787.7 | 588.4 | 1,376.1 | 77.4 | 171.7 | 117.7 | 4 | | 127.1 | 187.0 | 158.8 |
| 7 | 福島県 | 139.2 | 77.7 | 216.9 | 1,348.7 | 889.3 | 2,238.0 | 10.3 | 8.7 | 9.7 | 4 | 4 | 79.2 | 65.4 | 144.6 | 1,807.2 | 1,237.5 | 3,044.7 | 4.4 | 5.3 | 4.7 | 4 | 4 | 56.9 | 84.2 | 66.7 |
| 8 | 茨城県 | 3,496.0 | 2,156.0 | 5,652.0 | 1,908.2 | 1,166.1 | 3,074.3 | 183.2 | 184.9 | 183.8 | | | 5,772.0 | 3,337.0 | 9,109.0 | 3,053.6 | 1,762.7 | 4,816.3 | 189.0 | 189.3 | 189.1 | | | 165.1 | 154.8 | 161.2 |
| 9 | 栃木県 | 930.7 | 601.8 | 1,532.5 | 1,260.3 | 777.4 | 2,037.7 | 73.8 | 77.4 | 75.2 | 4 | 4 | 806.5 | 544.6 | 1,351.1 | 1,934.5 | 1,233.9 | 3,168.5 | 41.7 | 44.1 | 42.6 | 4 | 4 | 86.7 | 90.5 | 88.2 |
| 10 | 群馬県 | 842.0 | 630.0 | 1,472.0 | 824.5 | 612.5 | 1,437.0 | 102.1 | 102.9 | 102.4 | | | 789.0 | 570.0 | 1,359.0 | 1,246.4 | 908.1 | 2,154.4 | 63.3 | 62.8 | 63.1 | 4 | 4 | 93.7 | 90.5 | 92.3 |
| 11 | 埼玉県 | 2,028.6 | 1,259.2 | 3,287.8 | 2,614.9 | 1,643.1 | 4,258.0 | 77.6 | 76.6 | 77.2 | 4 | 4 | 2,176.6 | 1,259.6 | 3,436.2 | 4,059.6 | 2,590.7 | 6,650.3 | 53.6 | 48.6 | 51.7 | 4 | 4 | 107.3 | 100.0 | 104.5 |
| 12 | 千葉県 | 4,732.0 | 4,732.0 | 9,464.0 | 2,715.0 | 1,725.6 | 4,440.6 | 174.3 | 274.2 | 213.1 | | | 4,732.0 | 4,732.0 | 9,464.0 | 4,059.6 | 2,679.7 | 6,739.3 | 116.6 | 176.6 | 140.4 | | | 100.0 | 100.0 | 100.0 |
| 13 | 東京都 | 4,386.7 | 2,569.7 | 6,956.4 | 4,729.2 | 2,803.3 | 7,532.5 | 92.8 | 91.7 | 92.4 | 4 | 4 | 2,375.4 | 955.2 | 3,330.6 | 7,389.2 | 4,264.4 | 11,653.6 | 32.1 | 22.4 | 28.6 | 4 | 4 | 54.1 | 37.2 | 47.9 |
| 14 | 神奈川県 | 391.4 | 210.5 | 601.9 | 2,809.2 | 1,772.7 | 4,581.9 | 13.9 | 11.9 | 13.1 | 4 | 4 | 389.7 | 222.4 | 612.1 | 4,611.6 | 2,911.2 | 7,522.7 | 8.5 | 7.6 | 8.1 | 4 | 4 | 99.6 | 105.7 | 101.7 |
| 15 | 新潟県 | 1,078.0 | 802.6 | 1,880.6 | 883.4 | 653.7 | 1,537.1 | 122.0 | 122.8 | 122.3 | | | 1,035.8 | 809.2 | 1,845.0 | 1,326.5 | 1,032.7 | 2,359.2 | 78.1 | 78.4 | 78.2 | 4 | 4 | 96.1 | 100.8 | 98.1 |
| 16 | 富山県 | 1,304.3 | 830.8 | 2,135.1 | 836.3 | 547.7 | 1,384.0 | 156.0 | 151.7 | 154.3 | | | 1,034.5 | 668.5 | 1,703.0 | 1,237.5 | 827.9 | 2,065.4 | 83.6 | 80.7 | 82.5 | 4 | 4 | 79.3 | 80.5 | 79.8 |
| 17 | 石川県 | 979.1 | 556.2 | 1,535.3 | 636.1 | 382.8 | 1,018.9 | 153.9 | 145.3 | 150.7 | | | 939.1 | 647.1 | 1,586.2 | 970.4 | 685.5 | 1,655.9 | 96.8 | 94.4 | 95.8 | 4 | 4 | 95.9 | 116.3 | 103.3 |
| 18 | 福井県 | 236.0 | 145.0 | 381.0 | 718.5 | 447.6 | 1,166.1 | 32.8 | 32.4 | 32.7 | 4 | 4 | 223.0 | 152.0 | 375.0 | 1,041.6 | 641.0 | 1,682.6 | 21.4 | 23.7 | 22.3 | 4 | 4 | 94.5 | 104.8 | 98.4 |
| 19 | 山梨県 | 317.2 | 250.7 | 567.9 | 516.2 | 410.5 | 926.7 | 61.4 | 61.1 | 61.3 | 2 | 2 | 327.2 | 242.7 | 569.9 | 814.0 | 608.2 | 1,422.2 | 40.2 | 39.9 | 40.1 | 2 | 2 | 103.2 | 96.8 | 100.4 |
| 20 | 長野県 | 1,196.3 | 743.9 | 1,940.2 | 1,590.1 | 948.2 | 2,538.3 | 75.2 | 78.5 | 76.4 | 4 | 4 | 1,219.8 | 848.9 | 2,068.7 | 2,448.2 | 1,629.2 | 4,077.4 | 49.8 | 52.1 | 50.7 | 4 | 4 | 102.0 | 114.1 | 106.6 |
| 21 | 岐阜県 | 221.6 | 185.4 | 407.0 | 842.2 | 606.6 | 1,448.8 | 26.3 | 30.6 | 28.1 | 4 | 4 | 214.2 | 130.3 | 344.5 | 1,308.7 | 917.0 | 2,225.7 | 16.4 | 14.2 | 15.5 | 4 | 4 | 96.7 | 70.3 | 84.6 |
| 22 | 静岡県 | 2,649.0 | 1,466.0 | 4,115.0 | 2,771.0 | 1,534.2 | 4,305.1 | 95.6 | 95.6 | 95.6 | 4 | 4 | 2,671.0 | 1,481.0 | 4,152.0 | 4,316.9 | 2,393.9 | 6,710.8 | 61.9 | 61.9 | 61.9 | 4 | 4 | 100.8 | 101.0 | 100.9 |
| 23 | 愛知県 | 910.8 | 558.2 | 1,469.0 | 2,930.0 | 1,817.5 | 4,747.4 | 31.1 | 30.7 | 30.9 | 4 | 4 | 846.4 | 518.6 | 1,365.0 | 4,535.9 | 2,807.0 | 7,342.9 | 18.7 | 18.5 | 18.6 | 4 | 4 | 92.9 | 92.9 | 92.9 |
| 24 | 三重県 | 787.0 | 583.2 | 1,370.2 | 671.4 | 494.7 | 1,166.1 | 117.2 | 117.9 | 117.5 | | | 836.9 | 644.3 | 1,481.2 | 1,023.8 | 792.3 | 1,816.1 | 81.7 | 81.3 | 81.6 | 4 | 4 | 106.3 | 110.5 | 108.1 |
| 25 | 滋賀県 | 325.0 | 307.0 | 632.0 | 983.5 | 647.8 | 1,631.4 | 33.0 | 47.4 | 38.7 | 4 | 4 | 316.0 | 229.0 | 545.0 | 1,486.7 | 1,014.9 | 2,501.6 | 21.3 | 22.6 | 21.8 | 4 | 4 | 97.2 | 74.6 | 86.2 |
| 26 | 京都府 | 447.1 | 264.9 | 712.0 | 836.3 | 512.4 | 1,348.7 | 53.5 | 51.7 | 52.8 | 4 | 4 | 451.4 | 300.1 | 751.5 | 1,246.4 | 854.7 | 2,101.0 | 36.2 | 35.1 | 35.8 | 4 | 4 | 101.0 | 113.3 | 105.5 |
| 27 | 大阪府 | 5,766.8 | 4,220.6 | 9,987.4 | 2,438.2 | 1,784.5 | 4,222.7 | 236.5 | 236.5 | 236.5 | | | 5,533.7 | 4,311.6 | 9,845.3 | 3,587.8 | 2,795.4 | 6,383.2 | 154.2 | 154.2 | 154.2 | | | 96.0 | 102.2 | 98.6 |
| 28 | 兵庫県 | 1,274.2 | 1,296.6 | 2,570.8 | 1,248.5 | 1,207.3 | 2,455.9 | 102.1 | 107.4 | 104.7 | | | 993.2 | 1,072.2 | 2,065.4 | 1,851.8 | 1,976.4 | 3,828.1 | 53.6 | 54.3 | 54.0 | 4 | 4 | 77.9 | 82.7 | 80.3 |
| 29 | 奈良県 | 197.0 | 164.9 | 361.9 | 706.7 | 477.0 | 1,183.8 | 27.9 | 34.6 | 30.6 | 4 | 4 | 157.0 | 109.7 | 266.7 | 1,112.8 | 792.3 | 1,905.2 | 14.1 | 13.8 | 14.0 | 4 | 4 | 79.7 | 66.5 | 73.7 |
| 30 | 和歌山県 | 695.8 | 473.7 | 1,169.5 | 724.4 | 471.2 | 1,195.5 | 96.1 | 100.5 | 97.8 | 4 | | 444.2 | 284.4 | 728.6 | 1,148.4 | 774.5 | 1,923.0 | 38.7 | 36.7 | 37.9 | 4 | 4 | 63.8 | 60.0 | 62.3 |
| 31 | 鳥取県 | 860.8 | 521.1 | 1,381.9 | 459.4 | 300.4 | 759.7 | 187.4 | 173.5 | 181.9 | | | 730.3 | 563.0 | 1,293.3 | 721.1 | 525.3 | 1,246.4 | 101.3 | 107.2 | 103.8 | | | 84.8 | 108.0 | 93.6 |
| 32 | 島根県 | 164.0 | 142.2 | 306.2 | 535.9 | 400.5 | 936.4 | 30.6 | 35.5 | 32.7 | 4 | 4 | 155.6 | 153.4 | 309.0 | 774.5 | 641.0 | 1,415.5 | 20.1 | 23.9 | 21.8 | 4 | 4 | 94.9 | 107.9 | 100.9 |
| 33 | 岡山県 | 1,713.8 | 1,084.5 | 2,798.3 | 912.9 | 583.0 | 1,495.9 | 187.7 | 186.0 | 187.1 | | | 1,648.1 | 1,161.4 | 2,809.5 | 1,415.5 | 970.4 | 2,385.9 | 116.4 | 119.7 | 117.8 | | | 96.2 | 107.1 | 100.4 |
| 34 | 広島県 | 2,413.5 | 1,388.5 | 3,802.0 | 965.9 | 571.3 | 1,537.1 | 249.9 | 243.1 | 247.3 | | | 2,013.1 | 1,350.5 | 3,363.6 | 1,415.5 | 997.1 | 2,412.6 | 142.2 | 135.4 | 139.4 | | | 83.4 | 97.3 | 88.5 |
| 35 | 山口県 | 830.2 | 630.0 | 1,460.2 | 854.0 | 641.9 | 1,495.9 | 97.2 | 98.1 | 97.6 | 4 | 4 | 782.0 | 585.9 | 1,367.9 | 1,335.4 | 952.6 | 2,288.0 | 58.6 | 61.5 | 59.8 | 4 | 4 | 94.2 | 93.0 | 93.7 |
| 36 | 徳島県 | 1,073.2 | 635.7 | 1,708.9 | 553.6 | 329.8 | 883.4 | 193.9 | 192.8 | 193.4 | | | 1,005.9 | 691.9 | 1,697.8 | 774.5 | 534.2 | 1,308.7 | 129.9 | 129.5 | 129.7 | | | 93.7 | 108.8 | 99.4 |
| 37 | 香川県 | 175.0 | 127.4 | 302.4 | 618.4 | 465.3 | 1,083.6 | 28.3 | 27.4 | 27.9 | 4 | 4 | 139.1 | 114.7 | 253.8 | 908.1 | 738.9 | 1,647.0 | 15.3 | 15.5 | 15.4 | 4 | 4 | 79.5 | 90.0 | 83.9 |
| 38 | 愛媛県 | 921.8 | 665.5 | 1,587.3 | 594.8 | 429.9 | 1,024.8 | 155.0 | 154.8 | 154.9 | | | 792.6 | 502.2 | 1,294.8 | 890.3 | 578.7 | 1,468.9 | 89.0 | 86.8 | 88.1 | 4 | 4 | 86.0 | 75.5 | 81.6 |
| 39 | 高知県 | 664.0 | 576.0 | 1,240.0 | 312.1 | 270.9 | 583.0 | 212.7 | 212.6 | 212.7 | | | 670.0 | 539.0 | 1,209.0 | 498.5 | 400.6 | 899.2 | 134.4 | 134.5 | 134.5 | | | 100.9 | 93.6 | 97.5 |
| 40 | 福岡県 | 461.0 | 231.0 | 692.0 | 1,442.9 | 948.2 | 2,391.1 | 31.9 | 24.4 | 28.9 | 4 | 4 | 588.0 | 406.0 | 994.0 | 2,199.0 | 1,522.4 | 3,721.3 | 26.7 | 26.7 | 26.7 | 4 | 4 | 127.5 | 175.8 | 143.6 |
| 41 | 佐賀県 | 823.0 | 562.0 | 1,385.0 | 512.4 | 382.8 | 895.2 | 160.6 | 146.8 | 154.7 | | | 887.8 | 580.2 | 1,468.0 | 908.1 | 587.6 | 1,495.6 | 97.8 | 98.7 | 98.2 | 4 | 4 | 107.9 | 103.2 | 106.0 |
| 42 | 長崎県 | 2,083.4 | 1,357.3 | 3,440.7 | 789.2 | 541.8 | 1,331.0 | 264.0 | 250.5 | 258.5 | | | 2,021.7 | 1,404.2 | 3,425.9 | 1,157.3 | 827.9 | 1,985.3 | 174.7 | 169.6 | 172.6 | | | 97.0 | 103.5 | 99.6 |
| 43 | 熊本県 | 899.0 | 735.0 | 1,634.0 | 718.5 | 588.9 | 1,307.4 | 125.1 | 124.8 | 125.0 | | | 823.0 | 646.0 | 1,469.0 | 1,059.4 | 872.5 | 1,931.9 | 77.7 | 74.0 | 76.0 | 4 | 4 | 91.5 | 87.9 | 89.9 |
| 44 | 大分県 | 1,353.0 | 847.7 | 2,200.7 | 694.9 | 512.4 | 1,207.3 | 194.7 | 165.4 | 182.3 | | | 1,370.2 | 1,049.3 | 2,419.5 | 1,068.3 | 801.2 | 1,869.6 | 128.3 | 131.0 | 129.4 | | | 101.3 | 123.8 | 109.9 |
| 45 | 宮崎県 | 1,938.9 | 1,320.2 | 3,259.1 | 865.7 | 612.5 | 1,478.2 | 224.0 | 215.5 | 220.5 | | | 1,527.2 | 1,135.4 | 2,662.6 | 1,308.7 | 997.1 | 2,305.8 | 116.7 | 113.9 | 115.5 | | | 78.8 | 86.0 | 81.7 |
| 46 | 鹿児島県 | 1,034.3 | 671.5 | 1,705.8 | 1,136.7 | 742.1 | 1,878.7 | 91.0 | 90.5 | 90.8 | 4 | 4 | 1,056.1 | 690.2 | 1,746.3 | 1,727.1 | 1,139.5 | 2,866.7 | 61.1 | 60.6 | 60.9 | 4 | 4 | 102.1 | 102.8 | 102.4 |
| 47 | 沖縄県 | 536.6 | 369.9 | 906.5 | 1,290.4 | 849.5 | 2,139.9 | 41.6 | 43.5 | 42.4 | 4 | 4 | 469.9 | 309.9 | 779.8 | 1,983.0 | 1,283.9 | 3,266.8 | 23.7 | 24.1 | 23.9 | 4 | 4 | 87.6 | 83.8 | 86.0 |
| | 合 計 | 58,325.7 | 40,660.9 | 98,986.7 | 57,373.5 | 38,044.3 | 95,417.8 | 101.7 | 106.9 | 103.7 | | | 56,071.3 | 40,121.1 | 96,192.5 | 87,907.9 | 59,455.6 | 147,363.6 | 63.8 | 67.5 | 65.3 | | | 96.1 | 98.7 | 97.2 |